

**Problema 2.7.** seja  $\alpha : \mathbb{R} \rightarrow \mathbb{R}^2$ ,  $\alpha(t) = (x(t), y(t))$  a curva parametrizada que atende a seguinte E.D.O  $\frac{d}{dt}x(t) = \frac{1}{2}y(t)$ ,  $\frac{d}{dt}y(t) = 2x(t)$ ,  $\boxed{x(0) = 0}$  e  $y(0) = 2$ . Determine em qual curva a imagem de  $\alpha$  está contida.

**Exemplo 9: Hipérbole**

$$C_1 = \{(x_1, x_2) \in \mathbb{R}^2 \mid \frac{x_1^2}{a^2} - \frac{x_2^2}{b^2} = 1, x_1 > 0\}$$

$$\alpha(t) = (a \cosh(t), b \sinh(t)) \quad t \in \mathbb{R}.$$

ou

$$\alpha(t) = (a \sinh(t), b \cosh(t))$$

$$\begin{aligned} x(t) &= a \sinh(t) & y(t) &= b \cosh(t) \\ x'(t) &= a \cosh(t) & y'(t) &= b \sinh(t) \end{aligned}$$

$$a \cosh(t) = \frac{1}{2} b \cosh(t) \quad \rightarrow \quad a = \frac{1}{2} b$$

$$b \sinh(t) = 2 a \sinh(t) \quad \rightarrow \quad b = 2a$$

$$y(0) = b \cosh(0) = b = 2$$

$$\boxed{\begin{matrix} b=2 \\ a=1 \end{matrix}}$$

$$\frac{x_2^2}{a^2} - \frac{x_1^2}{b^2} = 1$$

$$\frac{x_2^2}{4} - \frac{x_1^2}{1} = 1$$

"trocar  
sinal"  
( $\cdot (-1)$ )

$$\boxed{-\frac{y^2}{4} + \frac{x^2}{1} = -1}$$

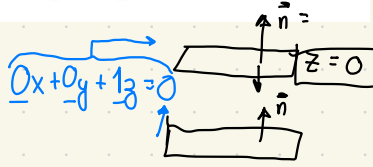
Se  $x(t) = a \cosh(t)$   
 $= a \cdot \frac{e^x + e^{-x}}{2}$   
 $x(0) = a \cdot \frac{1+1}{2} = a$

$x(t) = a \sinh(t)$   
 $= a \cdot \frac{e^x - e^{-x}}{2}$   
 $x(0) = a \cdot \frac{1-1}{2} = 0$

**Problema 3.24.** Seja  $f: \mathbb{R}^2 \rightarrow \mathbb{R}$  definida como  $f(x, y) = 2(2x - x^2)(2y - y^2)$ . Determine os pontos  $p = (p_1, p_2)$  tais que os planos tangentes ao gráfico de  $f$  nos pontos  $q = (p_1, p_2, f(p))$  sejam paralelos a  $\{z = 0\}$ .

$$\vec{n}_{\text{geral}} = \left\langle \frac{\partial f}{\partial x}, \frac{\partial f}{\partial y}, -1 \right\rangle$$

$$\vec{n}_{z=0} = \langle 0, 0, -1 \rangle$$



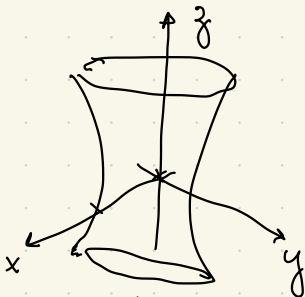
$$\begin{cases} \frac{\partial f}{\partial x} = 0 \\ \frac{\partial f}{\partial y} = 0 \end{cases} \begin{cases} 2(2y - y^2)(2 - 2x) = 0 \\ 2(2x - x^2)(2 - 2y) = 0 \end{cases}$$

$$\begin{aligned} 2y - y^2 = 0 &\rightarrow \begin{cases} y = 0 \\ y = 2 \end{cases} \\ 2 - 2x = 0 &\rightarrow x = 1 \end{aligned}$$

$y = 0$	$y = 2$	$x = 1$
$2(2x - x^2) \cdot 2 = 0$	$2 \cdot (2x - x^2)(-2) = 0$	$2(1)(2 - 2y) = 0$
$x = 0$ $x = 2$	$x = 0$ $x = 2$	$y = 1$

$(0; 0)$	$(0, 2)$	$(1; 1)$
$(2; 0)$	$(2; 2)$	

2.9] (1)  $S = \left\{ (x, y, z) \in \mathbb{R}^3 \mid z^2 = 3x^2 + 4y^2 - 12 \right\}$

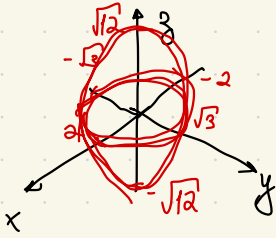


$$\frac{z^2}{12} = \frac{x^2}{4} + \frac{y^2}{3} - 1$$

$$1 = \frac{x^2}{4} + \frac{y^2}{3} - \frac{z^2}{12}$$

↳ hiperbolóide (rotação de hipérbole)

PS  $\left| \frac{x^2}{4} + \frac{y^2}{3} + \frac{z^2}{12} = 1 \right.$



Elipsoide