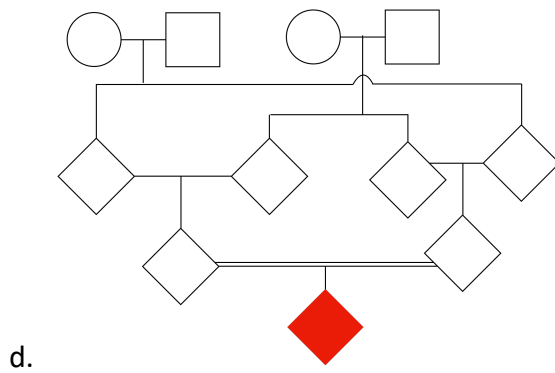
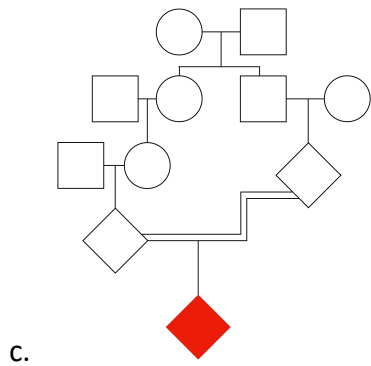
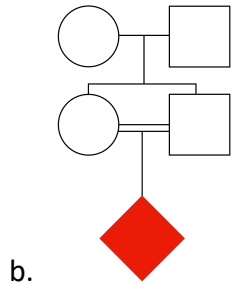
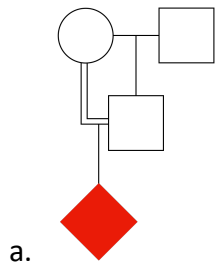


BIO230 Genética e evolução.

Exercícios. 1. Calcule o coeficiente de endocruzamento para o indivíduo em vermelho nos seguintes casos:



2. Calcule o coeficiente F de Wright das seguintes amostras populacionais:

	AA	Aa	aa
a	260	480	260
b	360	480	160
c	400	400	200
d	290	450	260
e	120	380	500