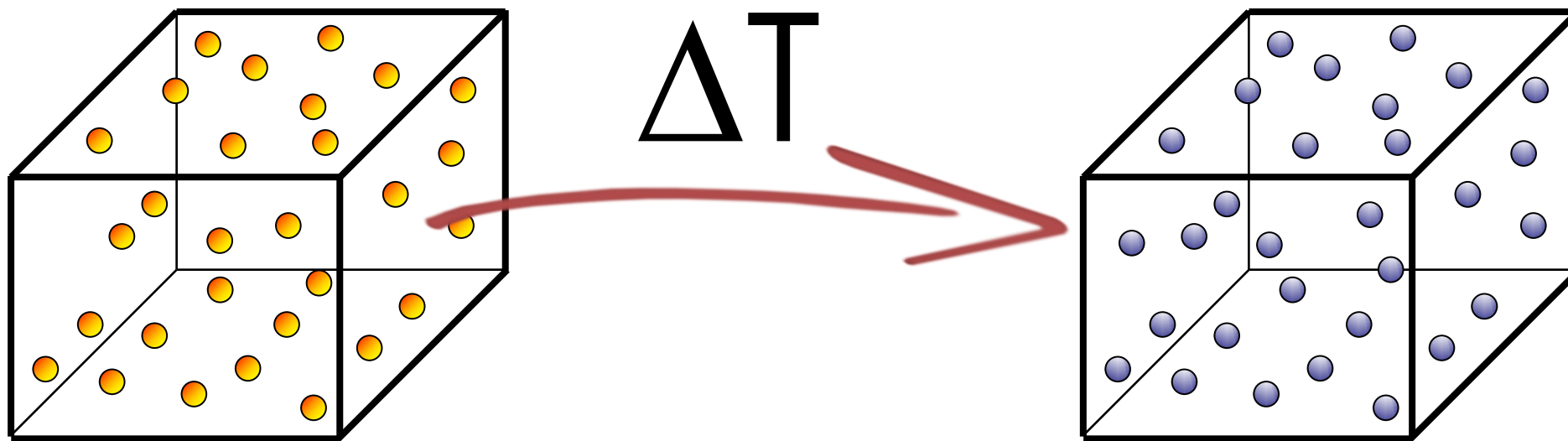



CONDUÇÃO UNIDIMENSIONAL DE CALOR: CIRCUITOS EQUIVALENTES

Paulo Seleglim Jr.
Universidade de São Paulo



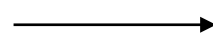


CONDUÇÃO




Lei de Fourier

CONVECÇÃO



Lei de Newton

RADIAÇÃO

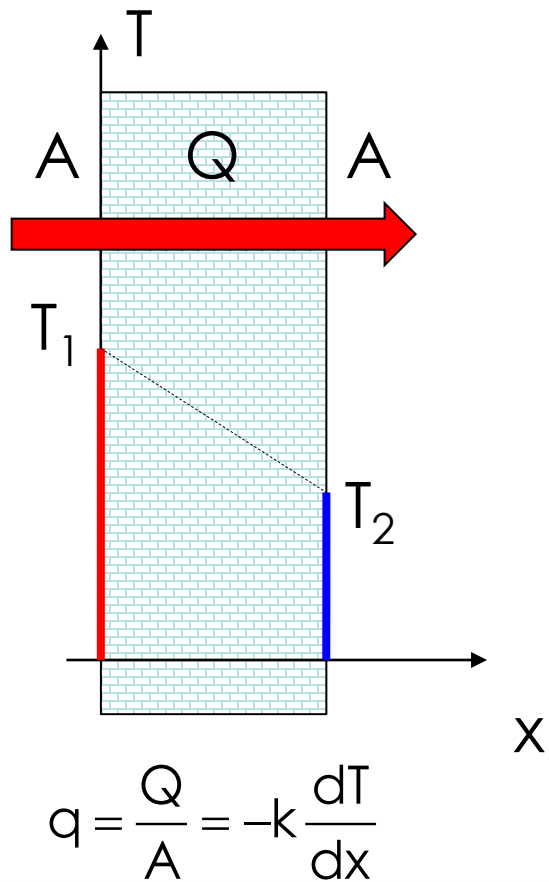


Lei de Stefan-Boltzmann

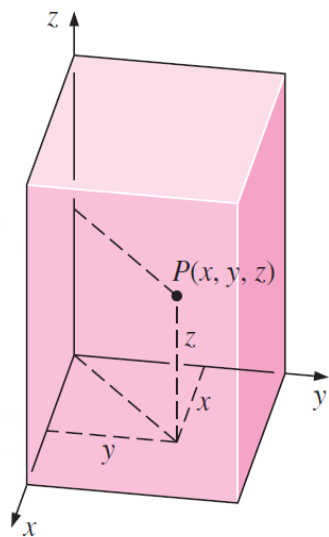


As questões postadas no Chat do YouTube serão respondidas ao final da aula.

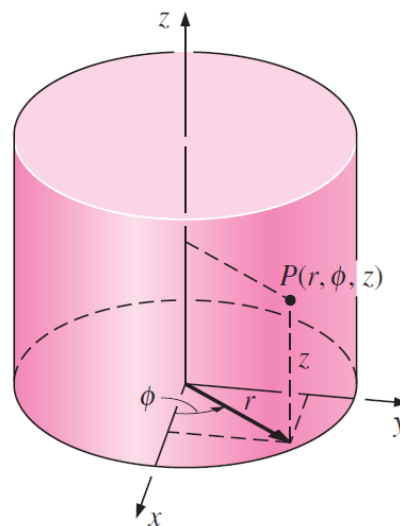
Lei de Fourier (condução de calor)



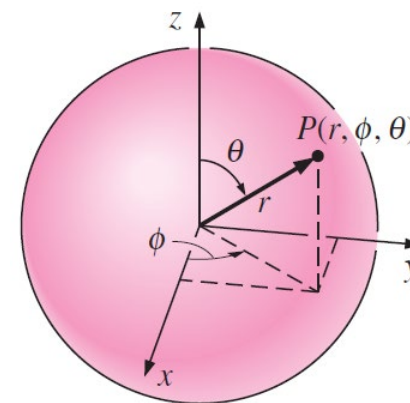
$$\vec{q}_{\text{Fourier}} = -k \cdot \vec{\nabla} T$$



$$\vec{\nabla} T = \frac{\partial T}{\partial x} \hat{i} + \frac{\partial T}{\partial y} \hat{j} + \frac{\partial T}{\partial z} \hat{k}$$



$$\vec{\nabla} T = \frac{\partial T}{\partial r} \hat{r} + \frac{1}{r} \frac{\partial T}{\partial \phi} \hat{\phi} + \frac{\partial T}{\partial z} \hat{z}$$



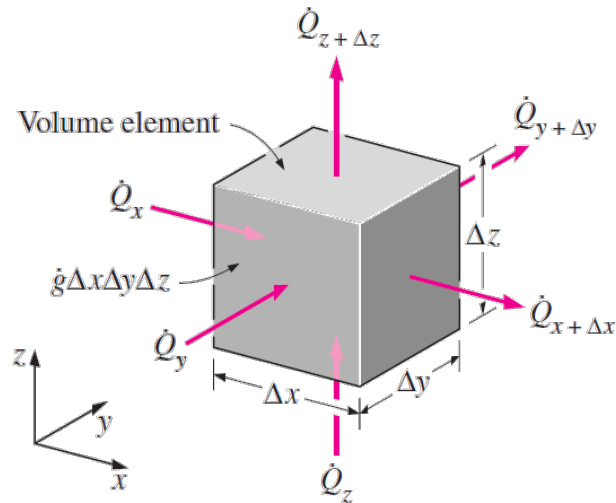
$$\vec{\nabla} T = \frac{\partial T}{\partial r} \hat{r} + \frac{1}{r} \frac{\partial T}{\partial \phi} \hat{\phi} + \frac{1}{r \sin \phi} \frac{\partial T}{\partial \theta} \hat{\theta}$$



As questões postadas no Chat do YouTube serão respondidas ao final da aula.

Inventário de energia: primeira lei da termodinâmica

$$+ \left[\begin{array}{c} \text{taxa líquida de} \\ \text{condução de} \\ \text{calor entrando em} \\ \text{x, y e z} \end{array} \right] - \left[\begin{array}{c} \text{taxa líquida de} \\ \text{condução de} \\ \text{calor saindo em} \\ \text{x+dx, y+dy e z+dz} \end{array} \right] + \left[\begin{array}{c} \text{taxa de geração} \\ \text{de calor no} \\ \text{volume de} \\ \text{controle} \end{array} \right] = \left[\begin{array}{c} \text{taxa de variação} \\ \text{da energia no} \\ \text{volume de} \\ \text{controle} \end{array} \right]$$



$$\frac{\partial^2 T}{\partial x^2} + \frac{\partial^2 T}{\partial y^2} + \frac{\partial^2 T}{\partial z^2} + \frac{\dot{g}}{k} = \frac{\rho C_p}{k} \frac{\partial T}{\partial t}$$

$$\left[\frac{\partial^2 T}{\partial x^2} + \frac{\partial^2 T}{\partial y^2} + \frac{\partial^2 T}{\partial z^2} \right] = \nabla^2 T$$

$$\nabla^2 T + \frac{\dot{g}}{k} = \frac{\rho C_p}{k} \frac{\partial T}{\partial t}$$

$$\alpha = \frac{k}{\rho C_p}$$



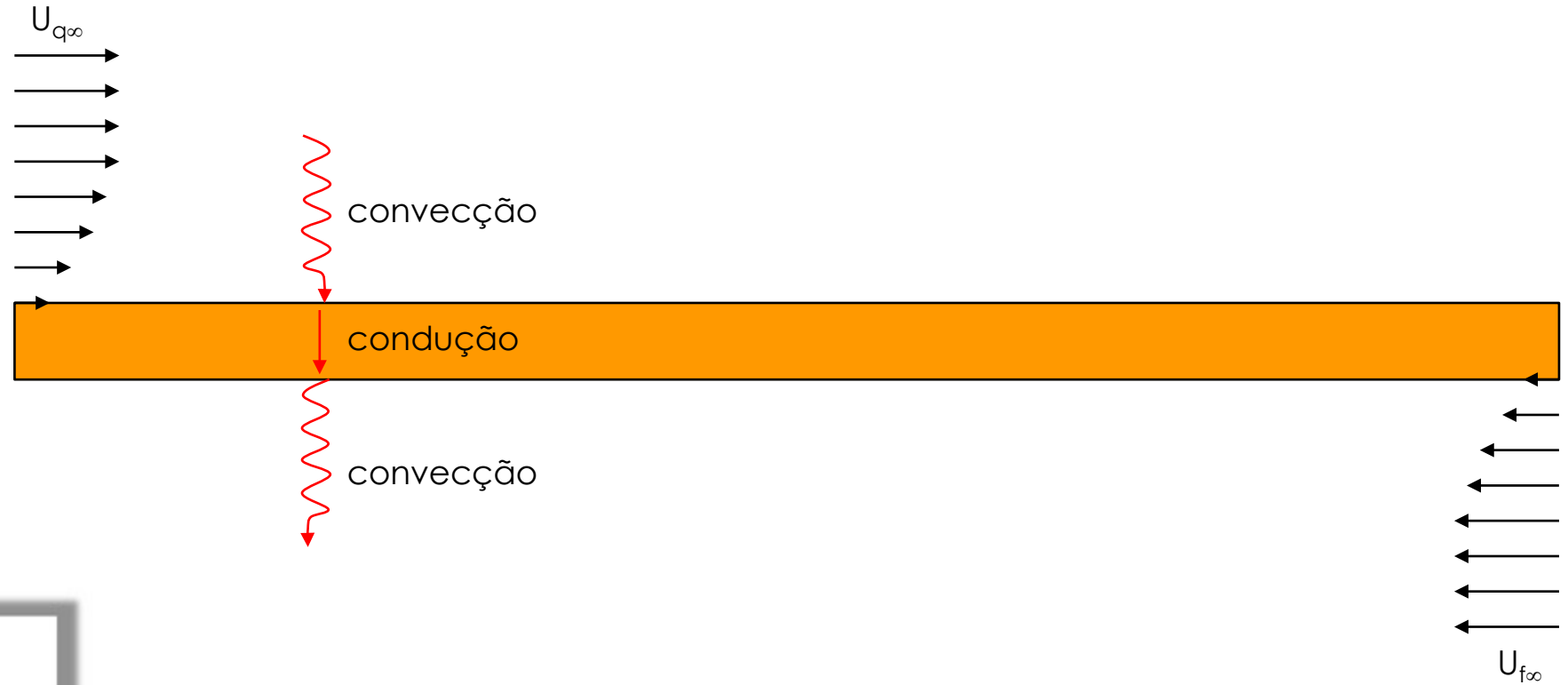
As questões postadas no Chat do YouTube serão respondidas ao final da aula.

Problemas unidimensionais



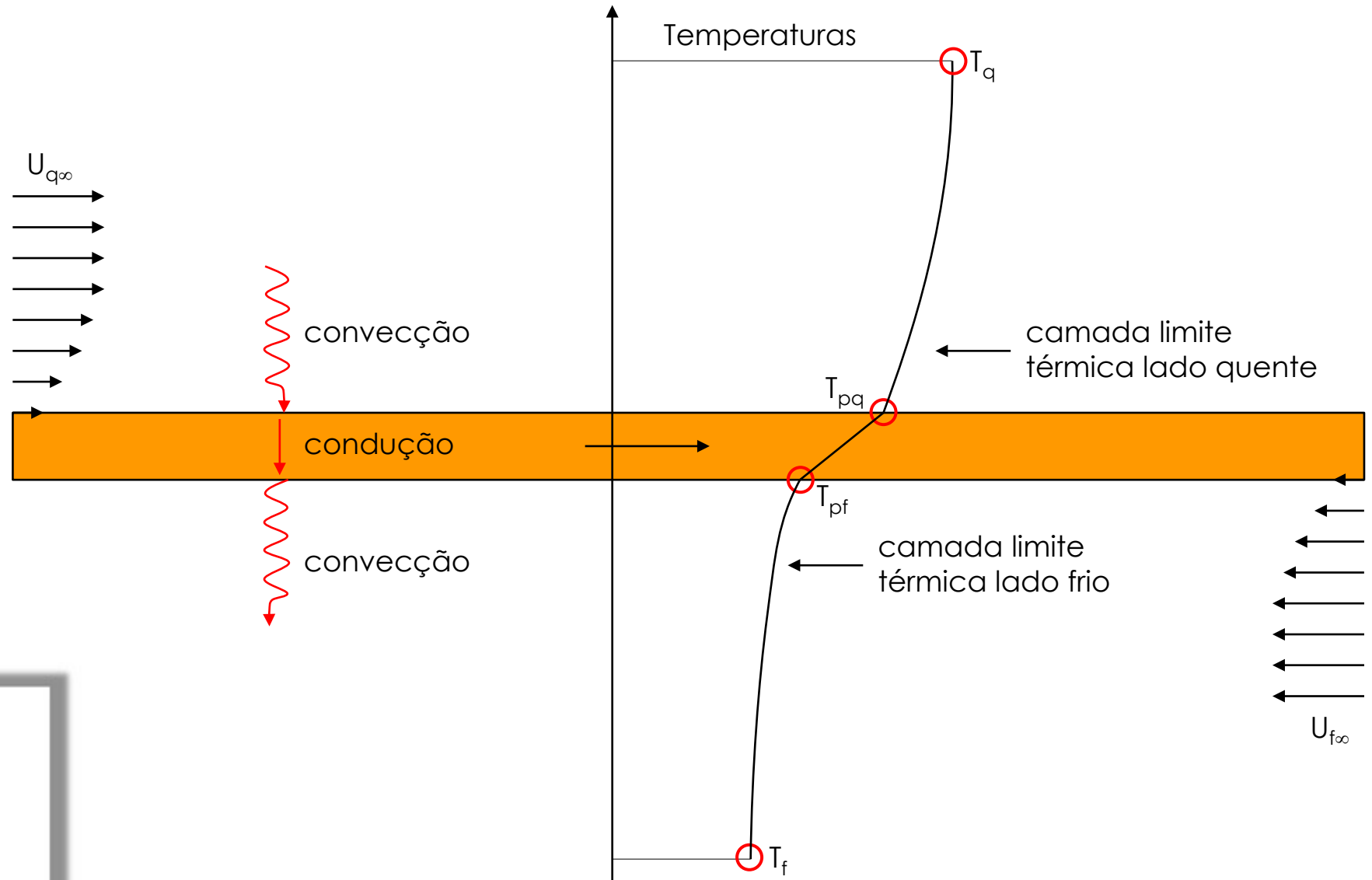
As questões postadas no Chat do YouTube serão respondidas ao final da aula.

O conceito de resistência térmica:



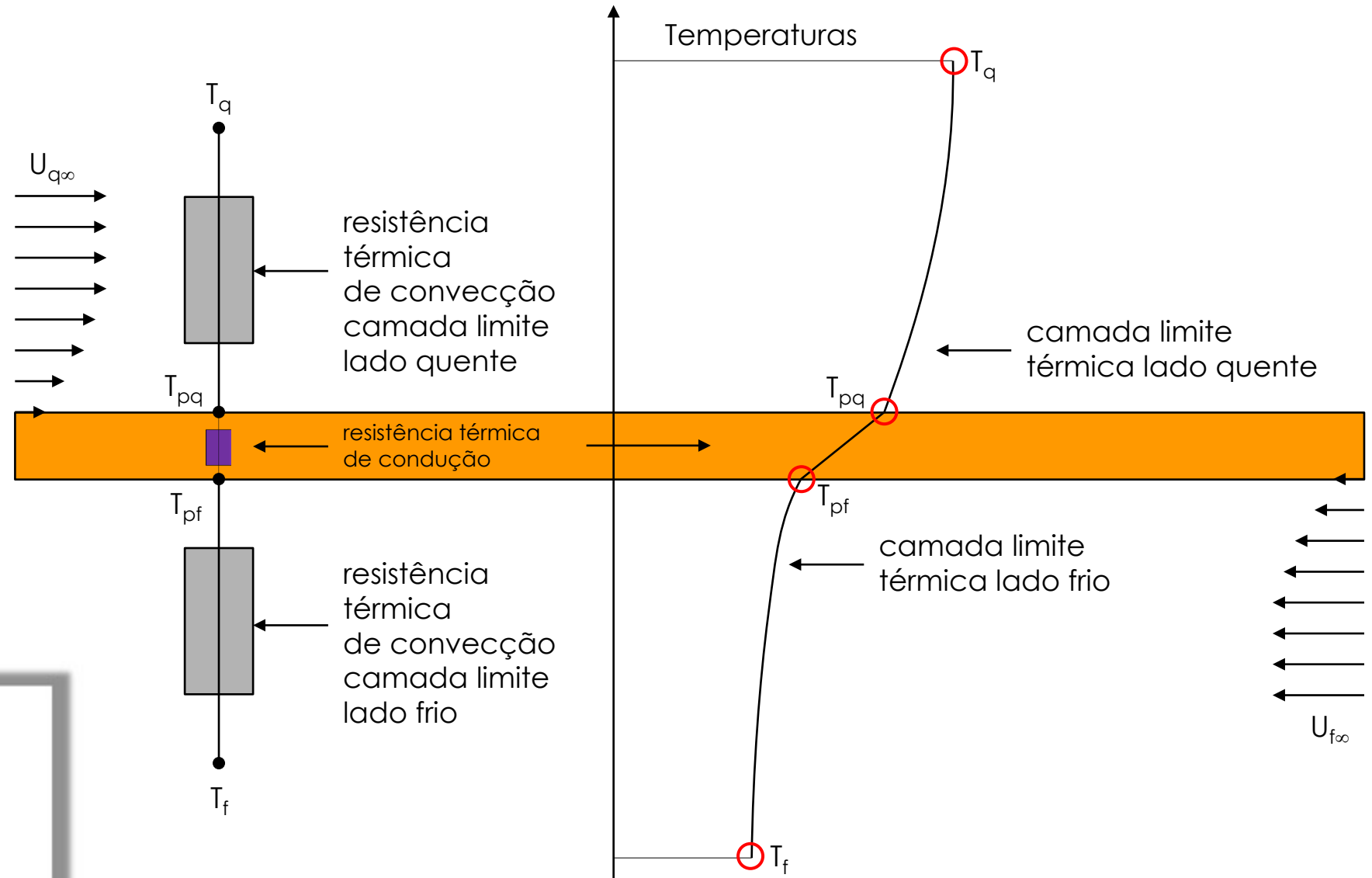
As questões postadas no Chat do YouTube serão respondidas ao final da aula.

O conceito de resistência térmica:



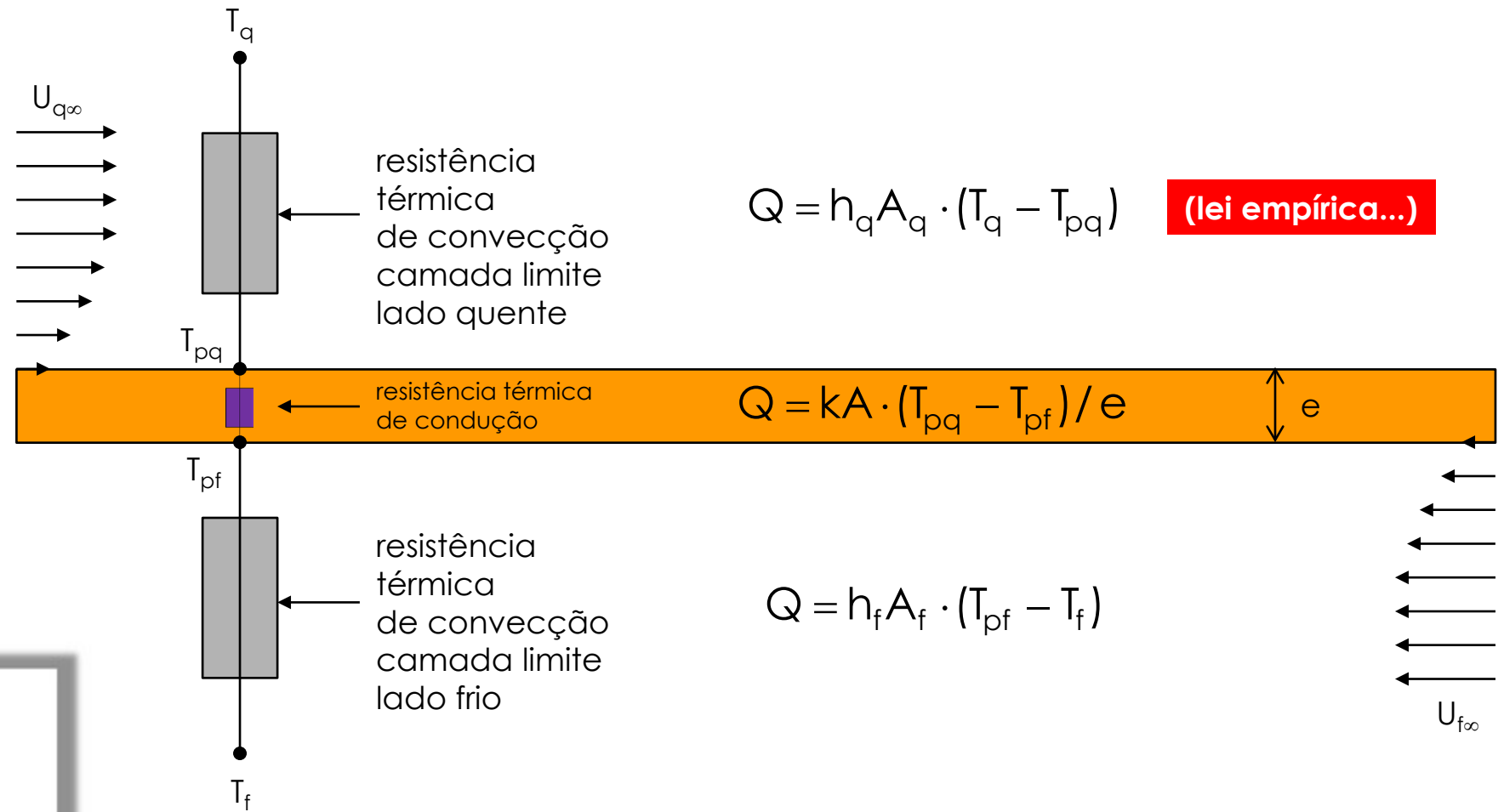
As questões postadas no Chat do YouTube serão respondidas ao final da aula.

O conceito de resistência térmica:



As questões postadas no Chat do YouTube serão respondidas ao final da aula.

O conceito de resistência térmica:



As questões postadas no Chat do YouTube serão respondidas ao final da aula.

$$Q = h_q A_q \cdot (T_q - T_{pq}) \rightarrow T_{pq} = T_q - \frac{Q}{h_q A_q}$$

$$Q = kA \cdot (T_{pq} - T_{pf}) / e$$

$$Q = h_f A_f \cdot (T_{pf} - T_f) \rightarrow T_{pf} = T_f + \frac{Q}{h_f A_f}$$

$$\rightarrow Q = \frac{kA_q}{e} \left[\left(T_q - \frac{Q}{h_q A_q} \right) - \left(T_f + \frac{Q}{h_f A_f} \right) \right]$$

$$\rightarrow Q = \frac{T_q - T_f}{\frac{1}{h_q A_q} + \frac{e}{kA_q} + \frac{1}{h_f A_f}}$$

resistência térmica de convecção (q)

resistência térmica de condução (p)

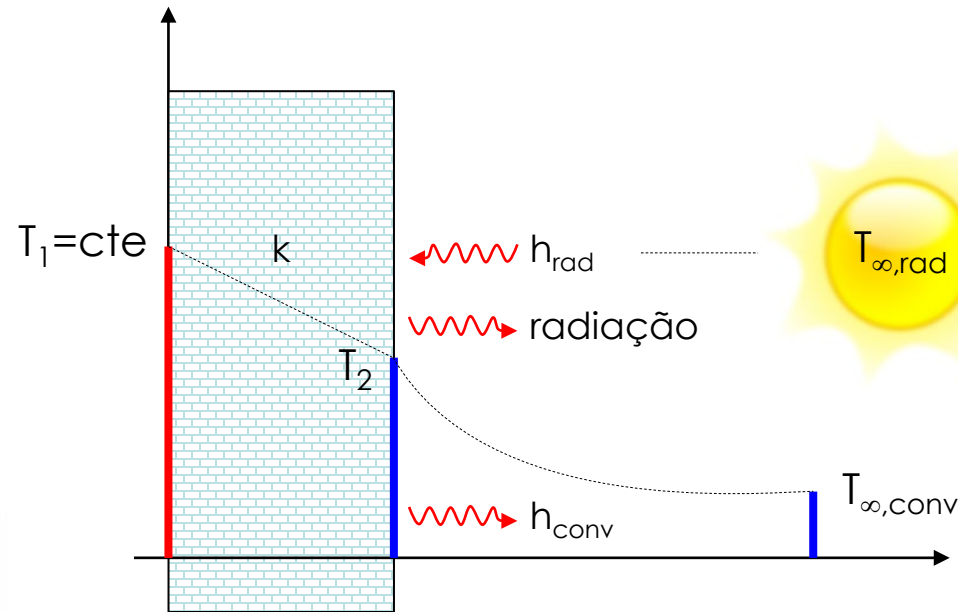
resistência térmica de convecção (f)



As questões postadas no Chat do YouTube serão respondidas ao final da aula.

$$Q = \frac{T_q - T_f}{\frac{1}{h_q A_q} + \frac{e}{k A_q} + \frac{1}{h_f A_f}} = \frac{T_q - T_f}{R_{cq} + R_{cp} + R_{cf}} \rightarrow Q = \frac{\Delta T}{R_{total}}$$

$$Q_{cond} = \frac{kA}{e} (T_1 - T_2)$$



$$Q_{rad} = \varepsilon \sigma A (T_{\infty,rad}^4 - T_2^4)$$

$$Q_{rad} = h_{rad} A (T_{\infty,rad} - T_2)$$

$$h_{rad} = \varepsilon \sigma (T_{\infty} + T) (T_{\infty}^2 + T^2)$$

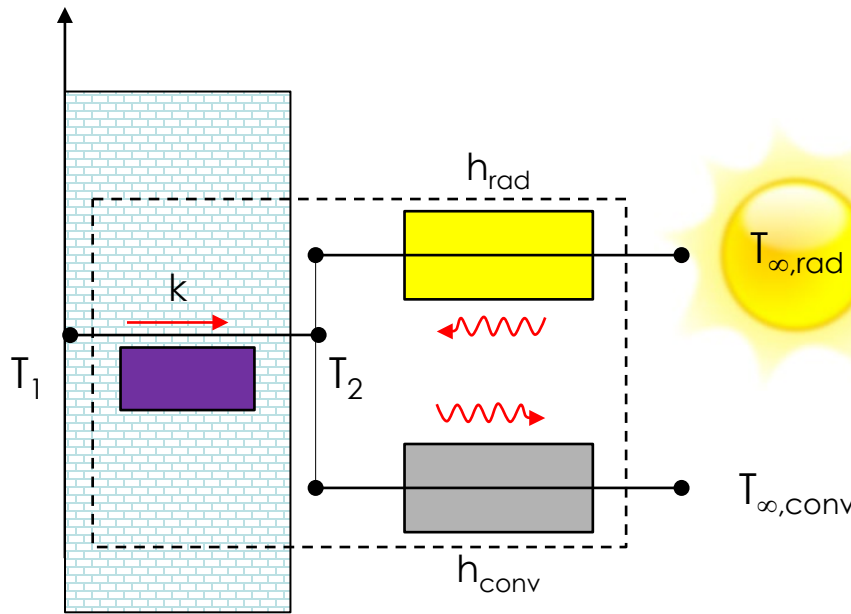
$$Q_{conv} = h_{conv} A (T_2 - T_{\infty,conv})$$



As questões postadas no Chat do YouTube serão respondidas ao final da aula.

$$Q = \frac{T_q - T_f}{\frac{1}{h_q A_q} + \frac{e}{k A_q} + \frac{1}{h_f A_f}} = \frac{T_q - T_f}{R_{cq} + R_{cp} + R_{cf}} \rightarrow Q = \frac{\Delta T}{R_{total}}$$

$$Q_{cond} = \frac{kA}{e} (T_1 - T_2) = \frac{T_1 - T_2}{R_{cond}}$$

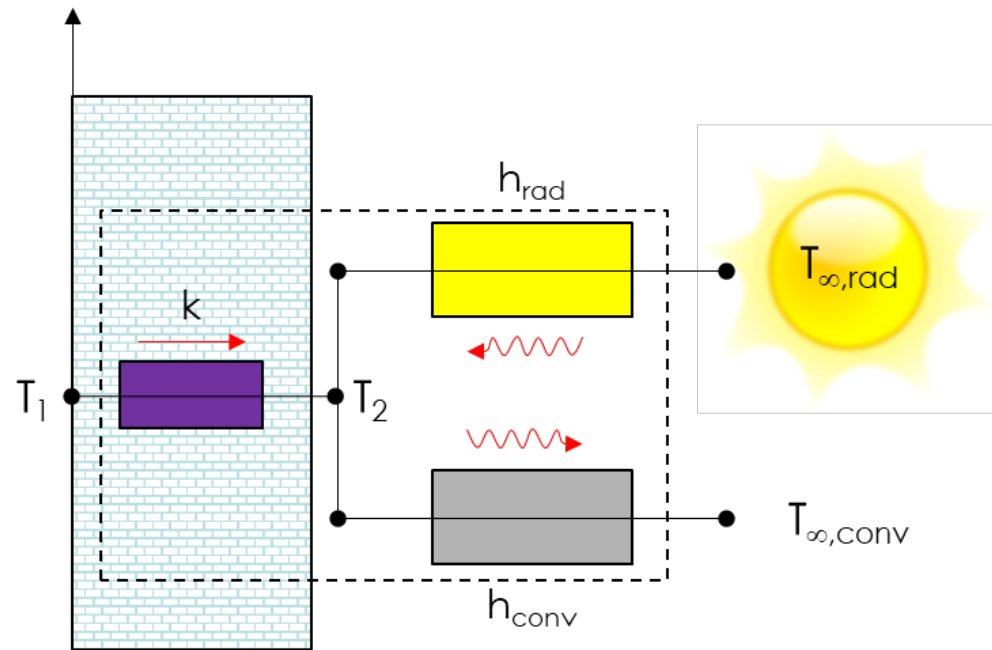


$$Q_{rad} = \frac{T_{\infty,rad} - T_2}{1/(h_{rad} A)} = \frac{T_{\infty,rad} - T_2}{R_{rad}}$$

$$Q_{conv} = \frac{T_2 - T_{\infty,conv}}{1/(h_{conv} A)} = \frac{T_2 - T_{\infty,conv}}{R_{conv}}$$



As questões postadas no Chat do YouTube serão respondidas ao final da aula.



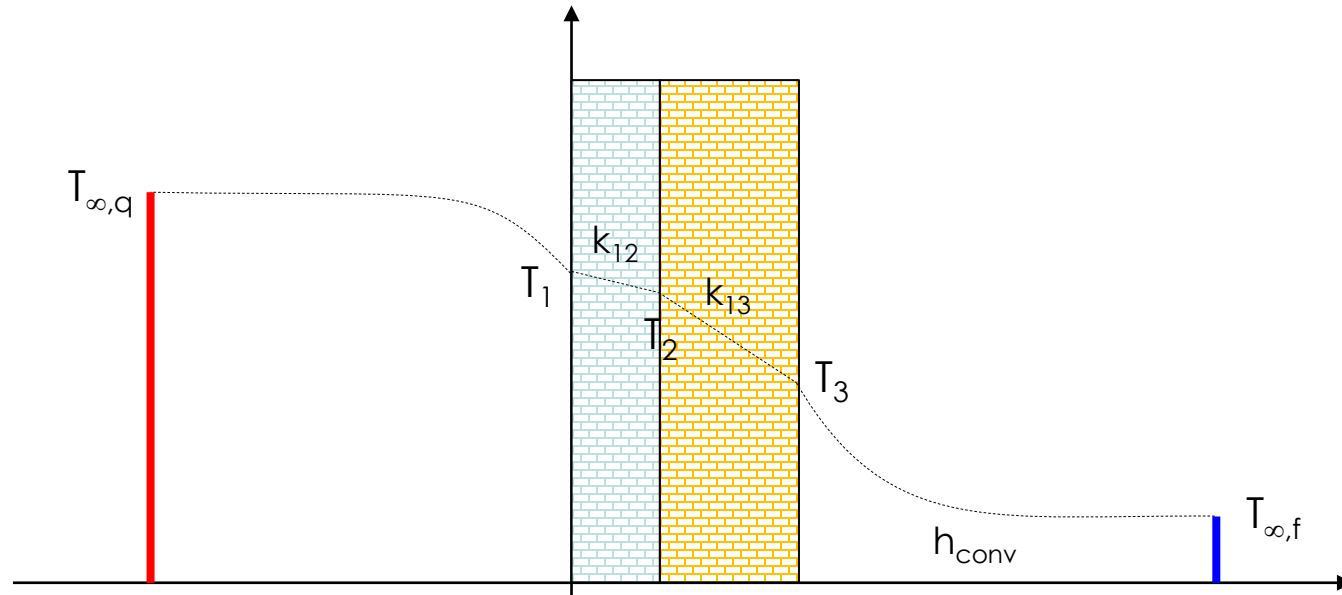
$$Q_{12} + Q_{\text{rad}} = Q_{\text{conv}}$$

$$\frac{T_1 - T_2}{R_{\text{cond}}} + \frac{T_{\infty, \text{rad}} - T_2}{R_{\text{rad}}} = \frac{T_2 - T_{\infty, \text{conv}}}{R_{\text{conv}}}$$

$$T_2 = \frac{T_1 / R_{\text{cond}} + T_{\infty, \text{rad}} / R_{\text{rad}} + T_{\infty, \text{conv}} / R_{\text{conv}}}{R_{\text{cond}} + R_{\text{rad}} + R_{\text{conv}}}$$



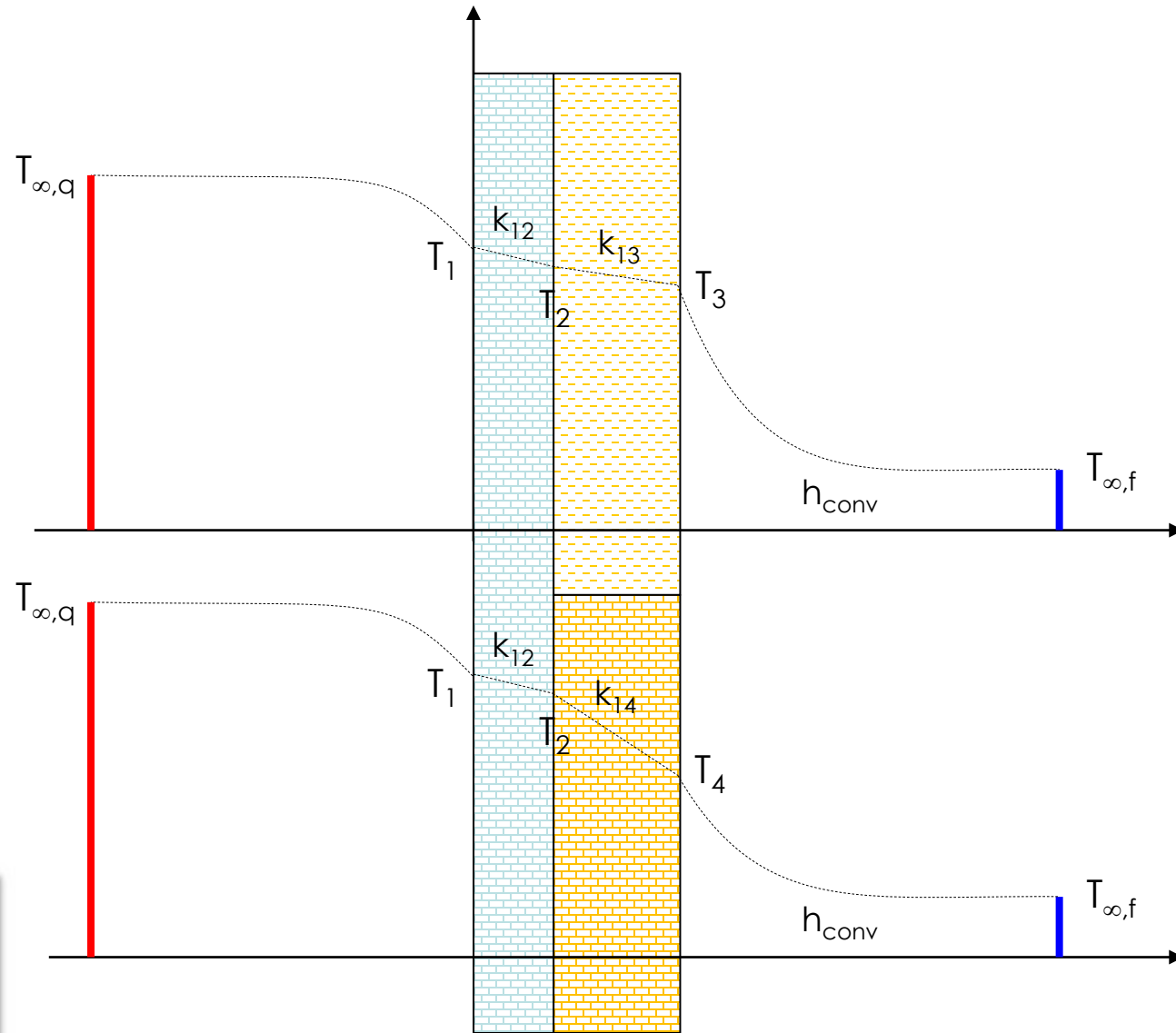
As questões postadas no Chat do YouTube serão respondidas ao final da aula.



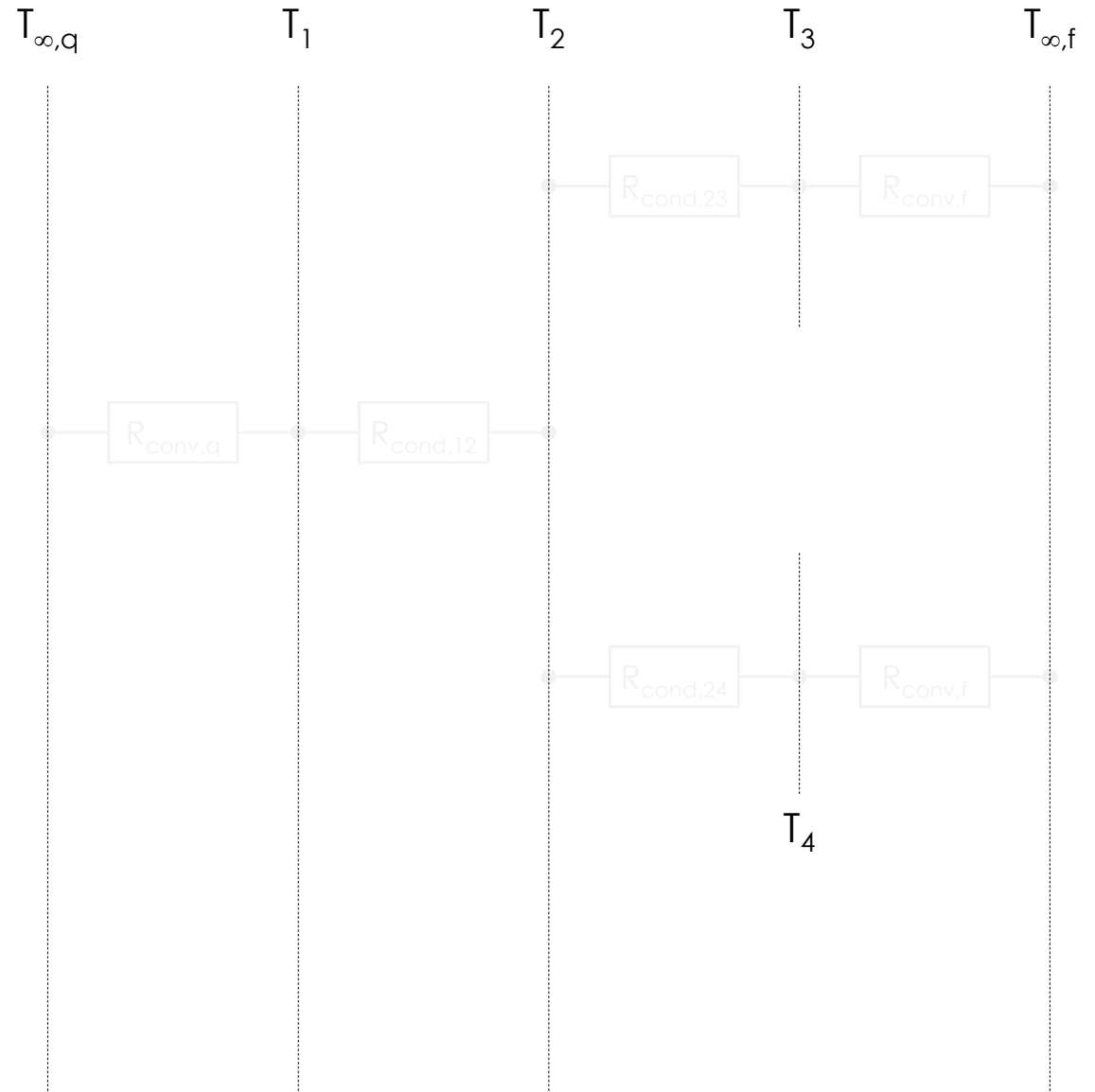
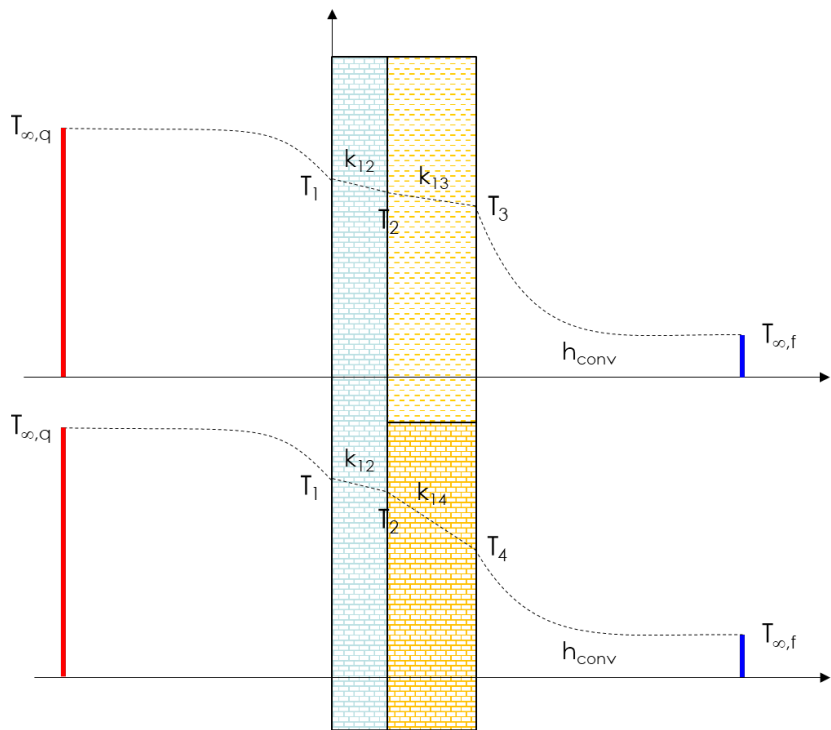
$$Q = \frac{T_{\infty,q} - T_{\infty,f}}{R_{\text{total}}} = \frac{T_{\infty,q} - T_{\infty,f}}{R_{\text{conv},q} + \underbrace{R_{\text{cond},12} + R_{\text{cond},23}}_{\sum_k R_{\text{cond},k}} + R_{\text{conv},f}}$$



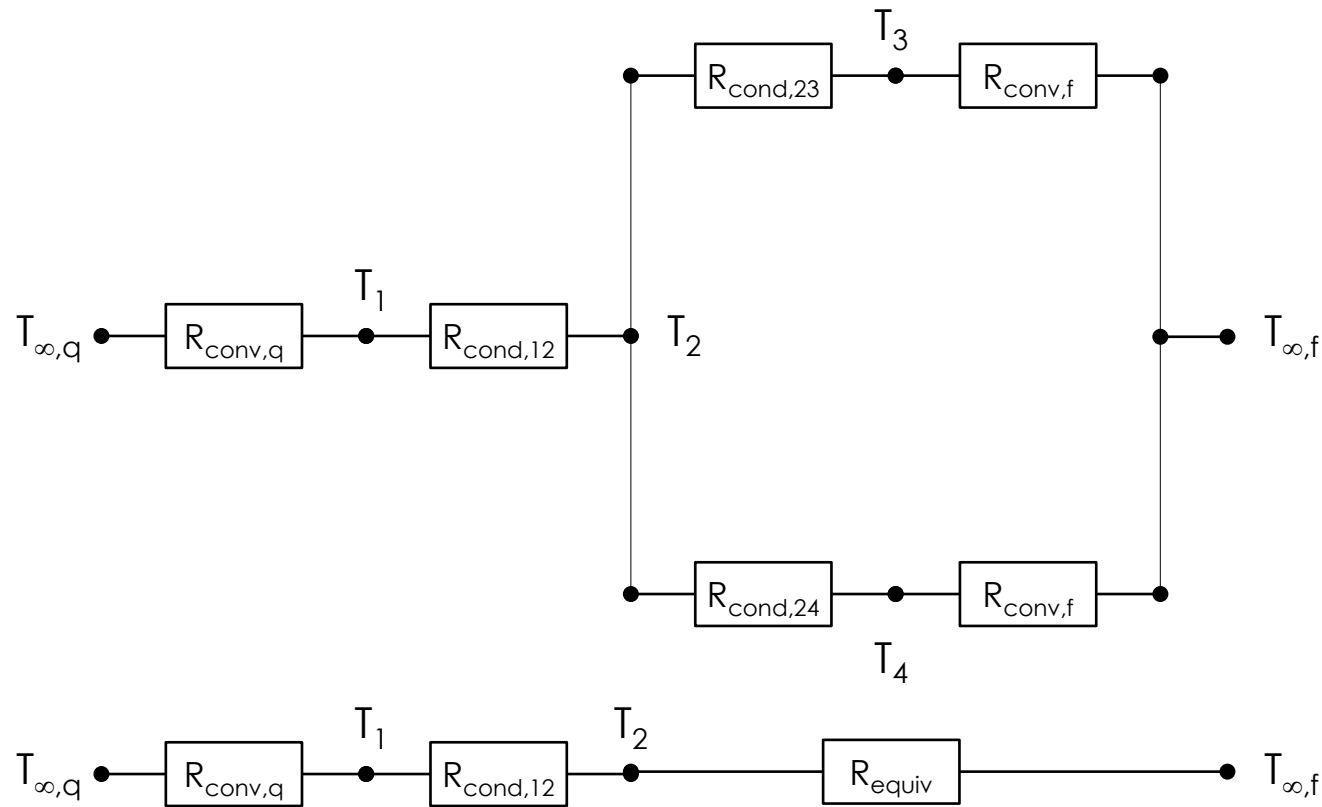
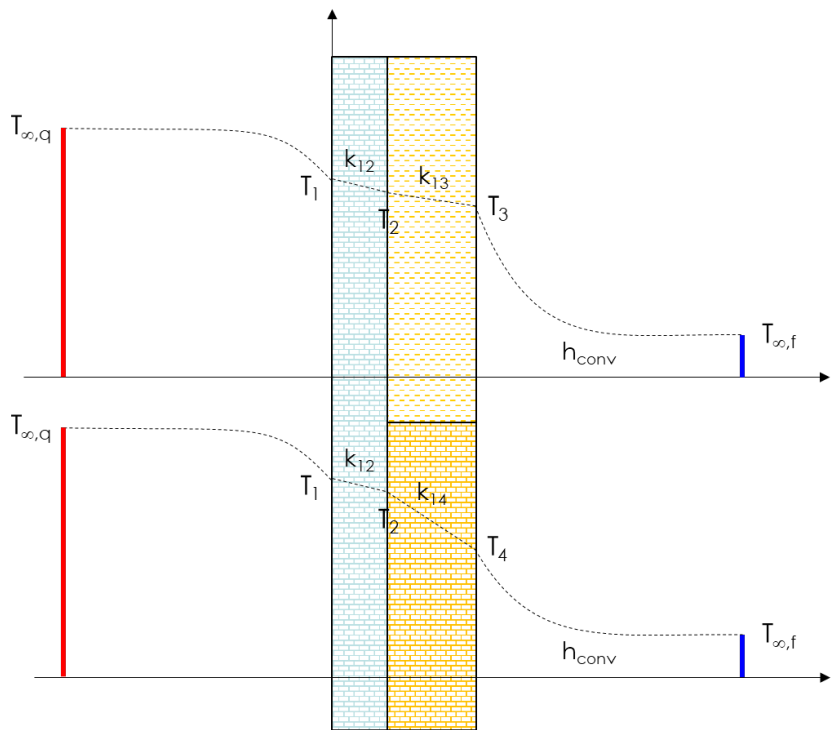
As questões postadas no Chat do YouTube serão respondidas ao final da aula.



As questões postadas no Chat do YouTube serão respondidas ao final da aula.



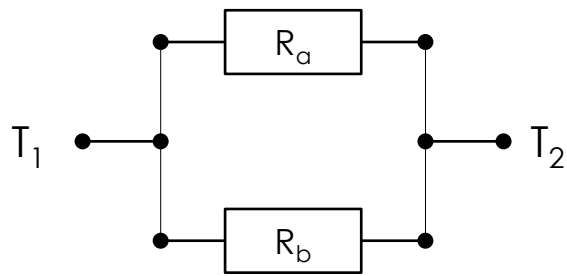
As questões postadas no Chat do YouTube serão respondidas ao final da aula.



$$R_{\text{equiv}} = \left[\frac{1}{R_{\text{cond},23} + R_{\text{conv},f}} + \frac{1}{R_{\text{cond},24} + R_{\text{conv},f}} \right]^{-1}$$



As questões postadas no Chat do YouTube serão respondidas ao final da aula.



$$Q = Q_a + Q_b$$

$$Q_a = \frac{T_1 - T_2}{R_a}$$

$$Q_b = \frac{T_1 - T_2}{R_b}$$

$$Q = \frac{T_1 - T_2}{R_a} + \frac{T_1 - T_2}{R_b} = \frac{R_a(T_1 - T_2) + R_b(T_1 - T_2)}{R_a R_b} = \dots$$

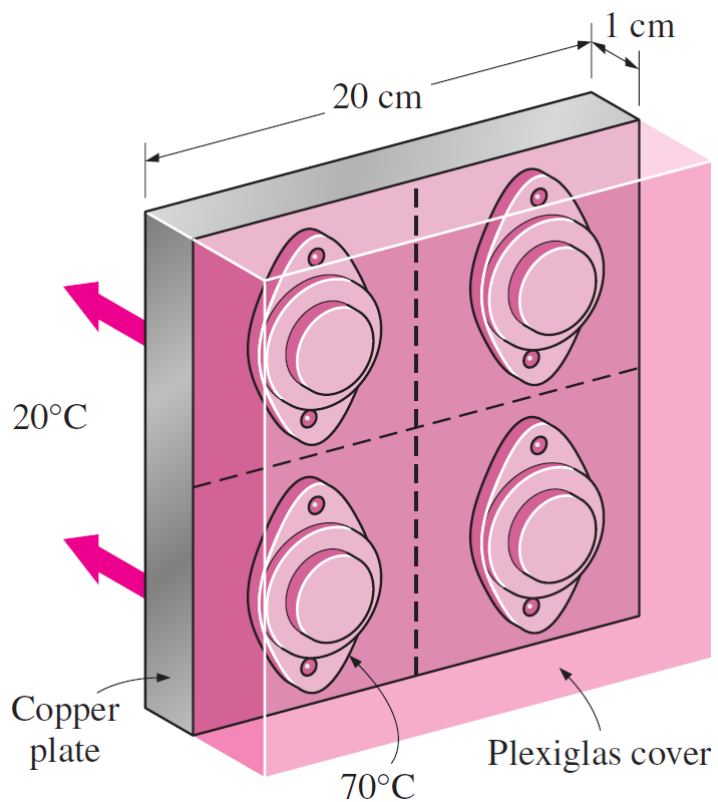
$$Q = \dots = \frac{R_a + R_b}{R_a R_b} (T_1 - T_2) = \frac{1}{\frac{R_a R_b}{R_a + R_b}} (T_1 - T_2) = \frac{T_1 - T_2}{R_{eq}}$$

$$R_{eq} = \frac{R_a R_b}{R_a + R_b} \rightarrow R_{eq} = \left[\frac{1}{R_a} + \frac{1}{R_b} \right]^{-1}$$



As questões postadas no Chat do YouTube serão respondidas ao final da aula.

Exemplo: dissipação de calor em transistores



Four identical power transistors with aluminum casing are attached on one side of a 1 cm thick 20 x 20 cm square copper plate ($k = 386 \text{ W/m/}^\circ\text{C}$) by screws that exert an average pressure of 6 MPa. The base area of each transistor is 8 cm^2 , and each transistor is placed at the center of a 10 x 10 cm quarter section of the plate. The interface roughness is estimated to be about $1.5 \text{ }\mu\text{m}$. All transistors are covered by a thick Plexiglas layer, which is a poor conductor of heat, and thus all the heat generated at the junction of the transistor must be dissipated to the ambient at 20°C through the back surface of the copper plate. The combined convection/radiation heat transfer coefficient at the back surface can be taken to be $25 \text{ W/m}^2/^\circ\text{C}$. If the case temperature of the transistor is not to exceed 70°C , **determine the maximum power each transistor can dissipate safely**, and the temperature jump at the case-plate interface. (ÇG 3-5, pg. 142)

$$k_{\text{cobre}} = 386 \text{ W/m/}^\circ\text{C}$$

$$h_{\text{contato}} = 42 \text{ kW/m}^2 / ^\circ\text{C}$$

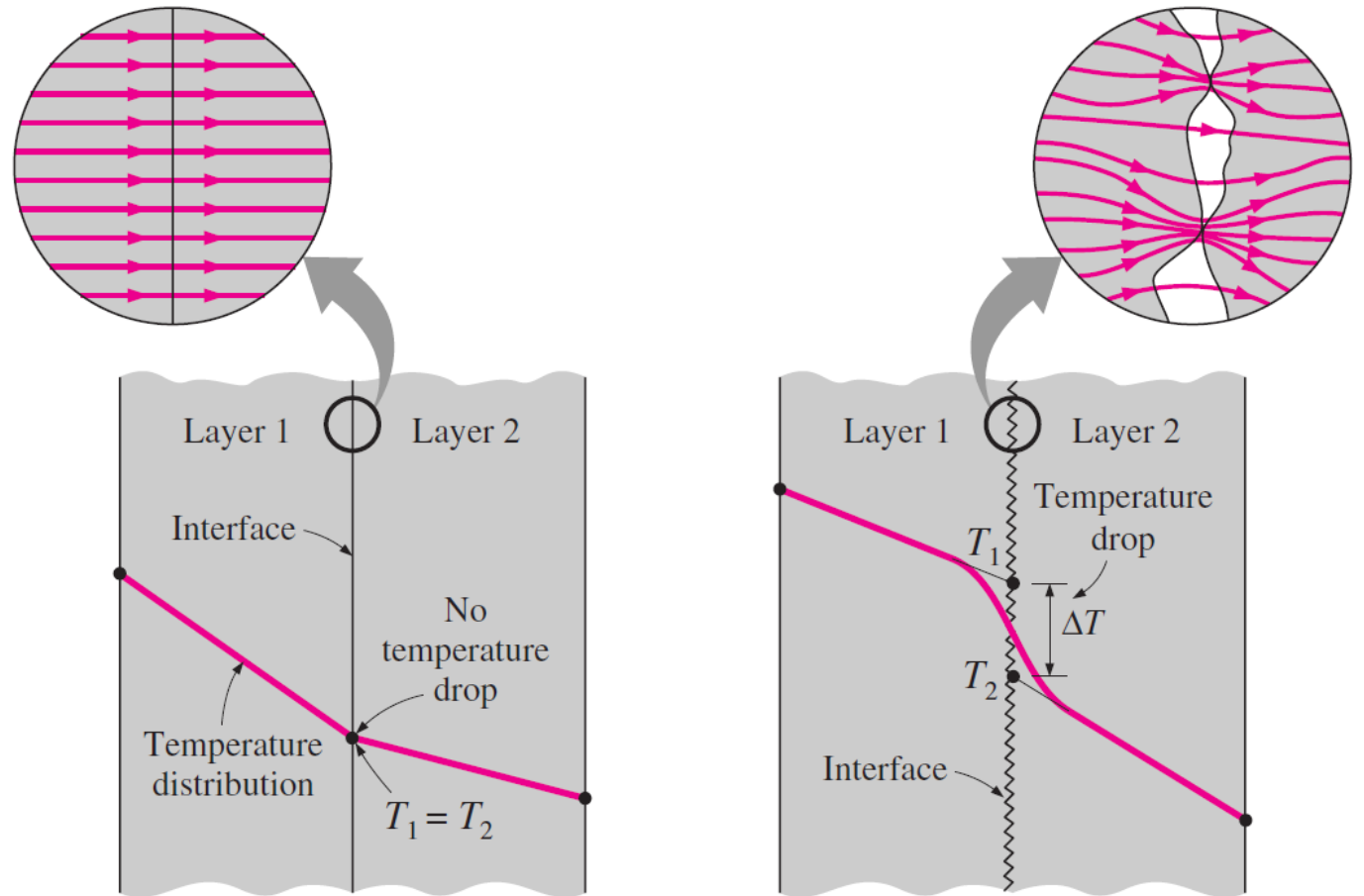
$$h_{\text{conv}} = 25 \text{ W/m}^2 / ^\circ\text{C}$$



As questões postadas no Chat do YouTube serão respondidas ao final da aula.

Resistência térmica de contato

Comprimindo uma camada contra a outra produz deformações no material e, por conseguinte, uma redução do volume vazio devido à diminuição da rugosidade superficial...
...ou usa-se uma material de preenchimento (**pasta térmica**).



(a) Ideal (perfect) thermal contact

(b) Actual (imperfect) thermal contact



As questões postadas no Chat do YouTube serão respondidas ao final da aula.

Resistência térmica de contato

$$Q = h_{\text{contato}} A \Delta T$$

$$h_{\text{contato}} = \frac{Q}{A \Delta T}$$

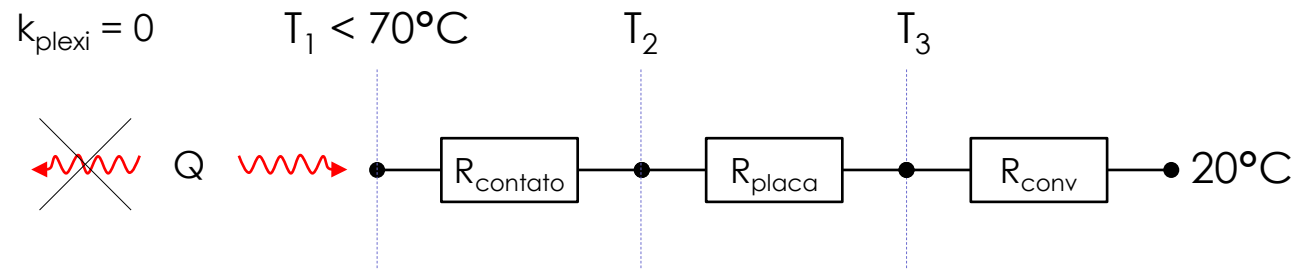
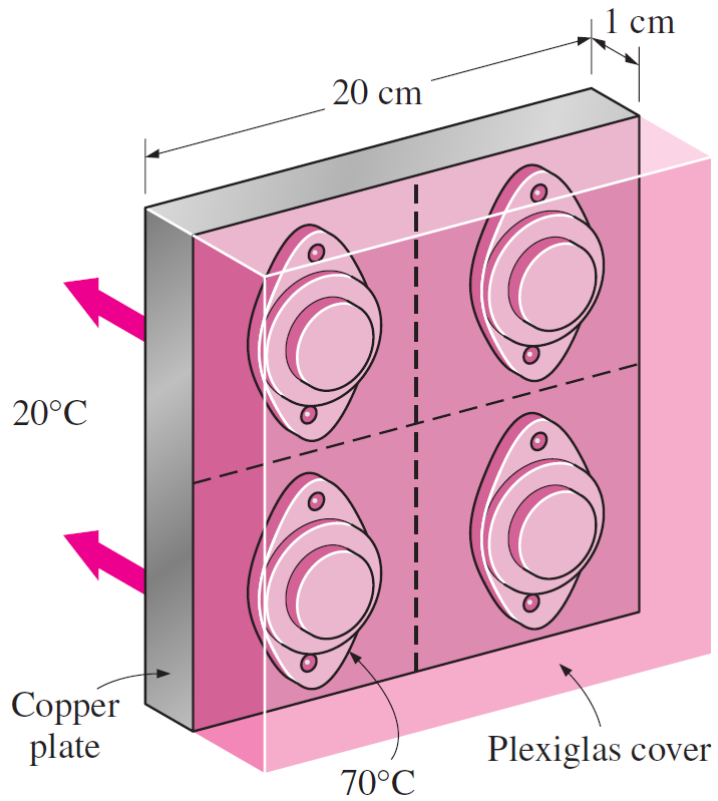
TABLE 3-2

Thermal contact conductance of some metal surfaces in air (from various sources)

Material	Surface Condition	Roughness, μm	Temperature, $^{\circ}\text{C}$	Pressure, MPa	$h_c,^*$ $\text{W}/\text{m}^2 \cdot ^{\circ}\text{C}$
Identical Metal Pairs					
416 Stainless steel	Ground	2.54	90–200	0.3–2.5	3800
304 Stainless steel	Ground	1.14	20	4–7	1900
Aluminum	Ground	2.54	150	1.2–2.5	11,400
Copper	Ground	1.27	20	1.2–20	143,000
Copper	Milled	3.81	20	1–5	55,500
Copper (vacuum)	Milled	0.25	30	0.7–7	11,400
Dissimilar Metal Pairs					
Stainless steel– Aluminum		20–30	20	10 20	2900 3600
Stainless steel– Aluminum		1.0–2.0	20	10 20	16,400 20,800
Steel Ct-30– Aluminum	Ground	1.4–2.0	20	10 15–35	50,000 59,000
Steel Ct-30– Aluminum	Milled	4.5–7.2	20	10 30	4800 8300
Aluminum-Copper	Ground	1.3–1.4	20	5 15	42,000 56,000
Aluminum-Copper	Milled	4.4–4.5	20	10 20–35	12,000 22,000



As questões postadas no Chat do YouTube serão respondidas ao final da aula.



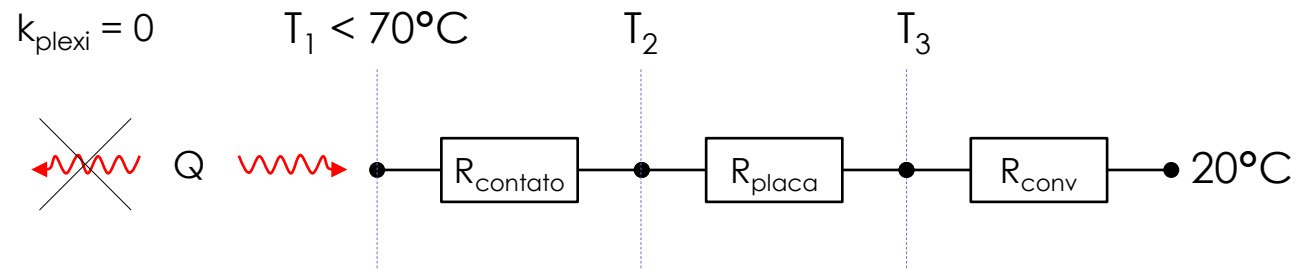
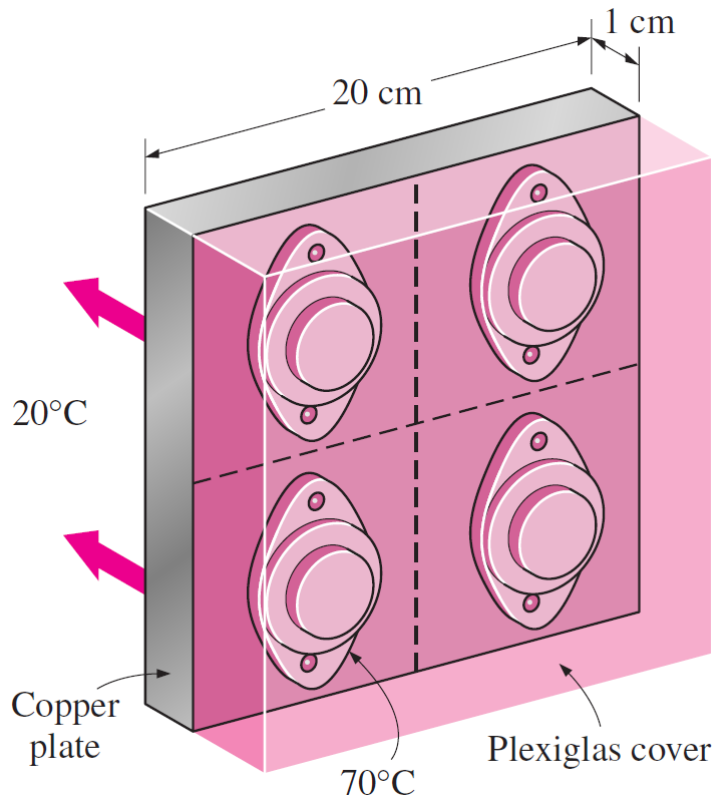
$$R_{\text{contato}} = \frac{1}{h_{\text{contato}} A} = \frac{1}{42 \frac{\text{kW}}{\text{m}^2\text{C}} \cdot 8 \cdot 10^{-4} \text{m}^2} = 0.030^\circ\text{C/W}$$

$$R_{\text{placa}} = \frac{e}{KA} = \frac{0.01\text{m}}{386 \frac{\text{W}}{\text{m}^2\text{C}} \cdot 0.01\text{m}^2} = 0.0026^\circ\text{C/W}$$

$$R_{\text{conv}} = \frac{1}{h_{\text{conv}} A} = \frac{1}{25 \frac{\text{W}}{\text{m}^2\text{C}} \cdot 0.01\text{m}^2} = 4.0^\circ\text{C/W}$$



As questões postadas no Chat do YouTube serão respondidas ao final da aula.



$$R_{\text{total}} = R_{\text{contato}} + R_{\text{placa}} + R_{\text{conv}} = 4.0326^\circ\text{C/W}$$

$$Q_{\text{max}} = \frac{T_{1,\text{max}} - T_\infty}{R_{\text{total}}} = \frac{70 - 20}{4.0326} \frac{^\circ\text{C}}{^\circ\text{C/W}} = 12.4 \text{ W}$$

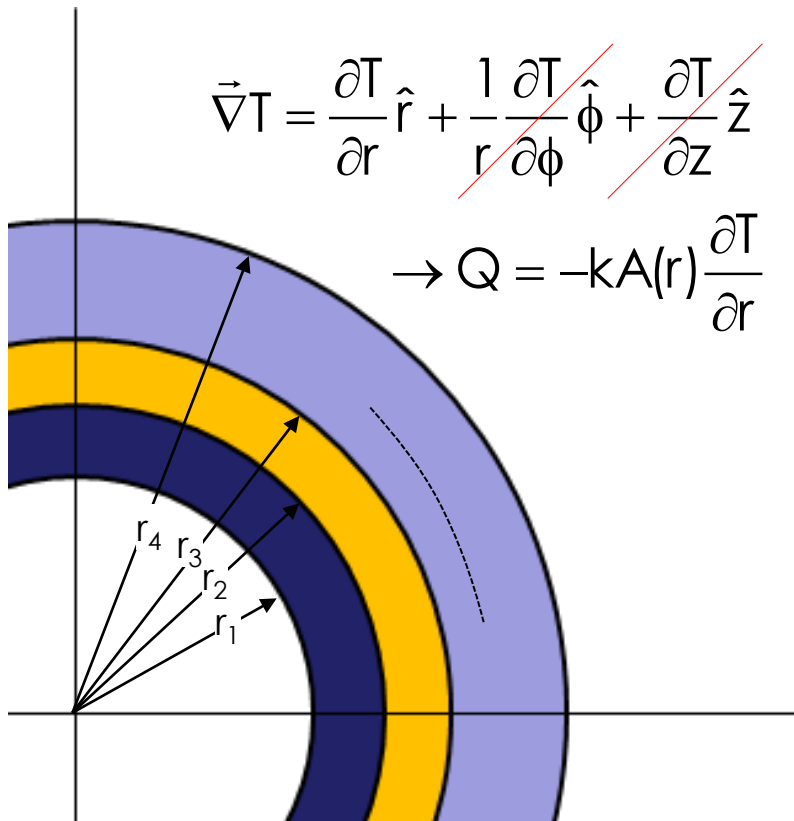
$$Q_{\text{max}} = \frac{\Delta T_{\text{contato}}}{R_{\text{contato}}} = \frac{T_{1,\text{max}} - T_2}{R_{\text{contato}}} \rightarrow 12.4 \text{ W} = \frac{\Delta T_{\text{contato}}}{0.030^\circ\text{C/W}}$$

$$\rightarrow \Delta T_{\text{contato}} = 0.37^\circ\text{C}$$



As questões postadas no Chat do YouTube serão respondidas ao final da aula.

Geometrias cilíndricas



$$\frac{Q}{A(r)} = -k \frac{dT}{dr} \rightarrow \int_{r_k}^{r_{k+1}} \frac{Q}{2\pi r L} dr = - \int_{T_k}^{T_{k+1}} k dT$$

$$\frac{Q}{2\pi L} \int_{r_k}^{r_{k+1}} \frac{1}{r} dr = -k_k \int_{T_k}^{T_{k+1}} dT \rightarrow \frac{Q}{2\pi L} \ln\left(\frac{r_{k+1}}{r_k}\right) = -k_k \cdot (T_{k+1} - T_k) \dots$$

$$\dots Q = \frac{2\pi L k_k}{\ln(r_{k+1}/r_k)} \cdot (T_k - T_{k+1}) = \frac{T_k - T_{k+1}}{\ln(r_{k+1}/r_k) / (2\pi L k_k)}$$

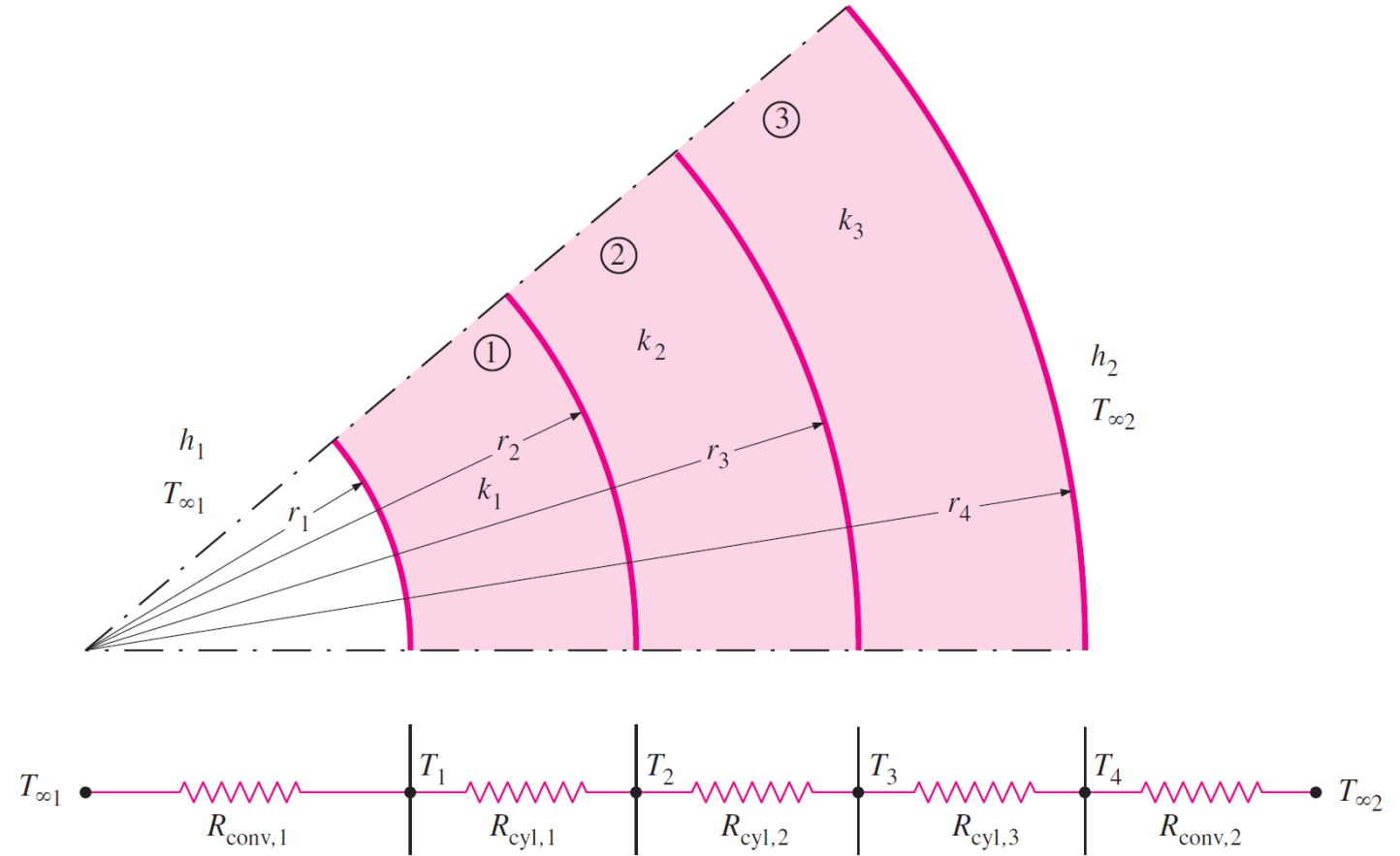
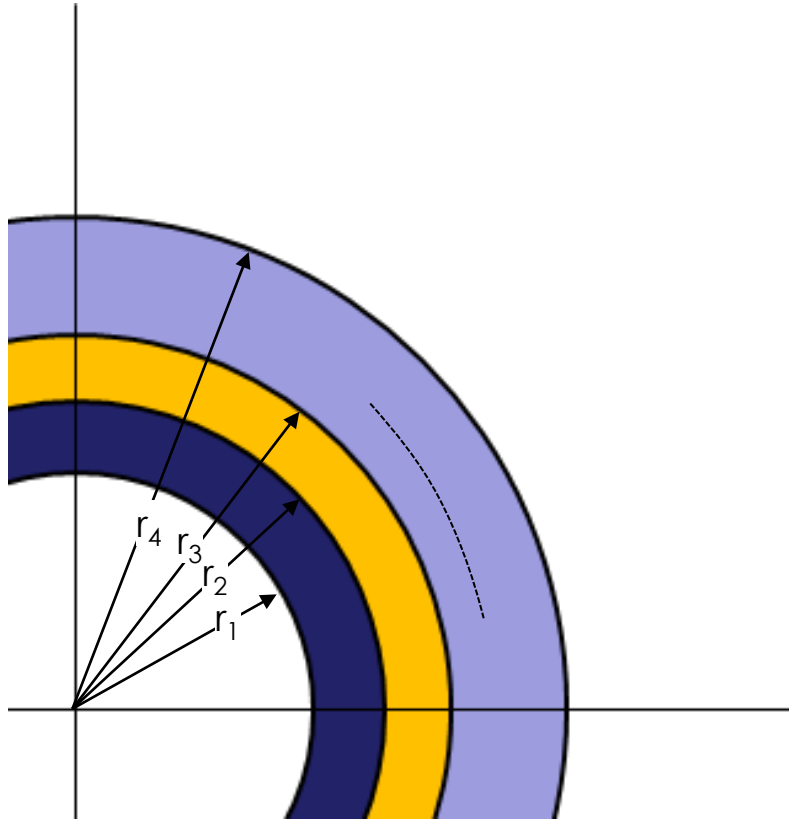
↑
R_{cond,k}

$$R_k = \frac{\ln(r_{k+1}/r_k)}{2\pi L k_k}$$



As questões postadas no Chat do YouTube serão respondidas ao final da aula.

Geometrias cilíndricas

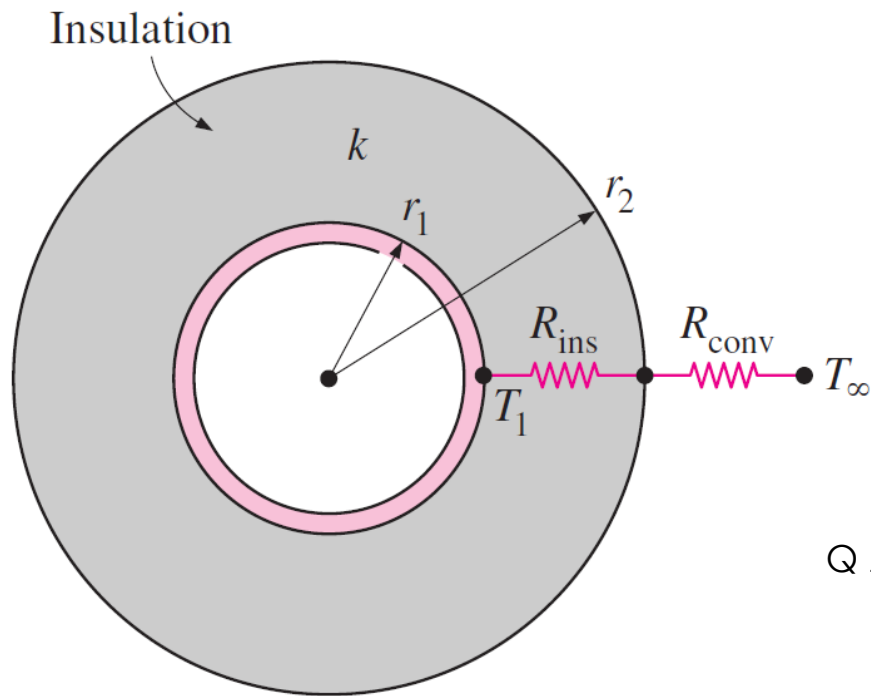


$$R_k = \frac{\ln(r_{k+1}/r_k)}{2\pi L k_k}$$



As questões postadas no Chat do YouTube serão respondidas ao final da aula.

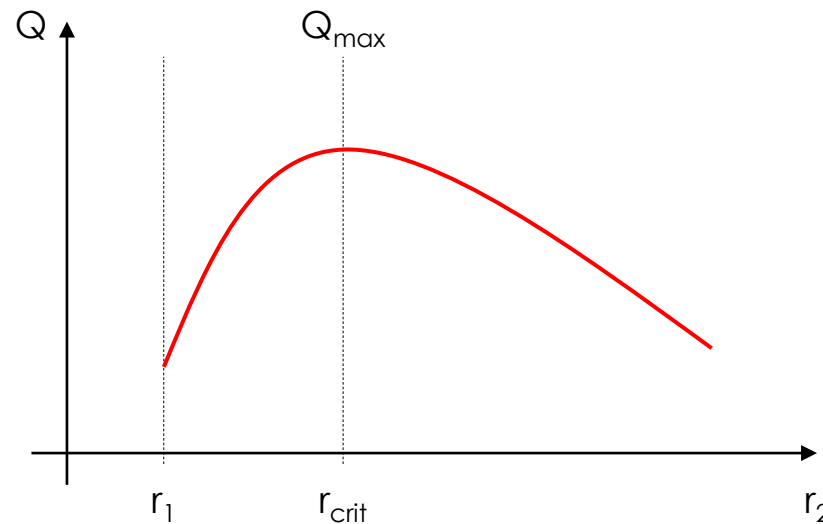
Raio crítico de isolamento...



$$Q = \frac{T_1 - T_\infty}{\frac{\ln(r_2 / r_1)}{2\pi L k} + \frac{1}{h \cdot (2\pi r_2 L)}}$$

Aumentando a espessura de isolamento ($r_2 \uparrow$)...

$$\frac{\ln(r_2 / r_1)}{2\pi L k} \uparrow \quad \frac{1}{h \cdot (2\pi r_2 L)} \downarrow$$

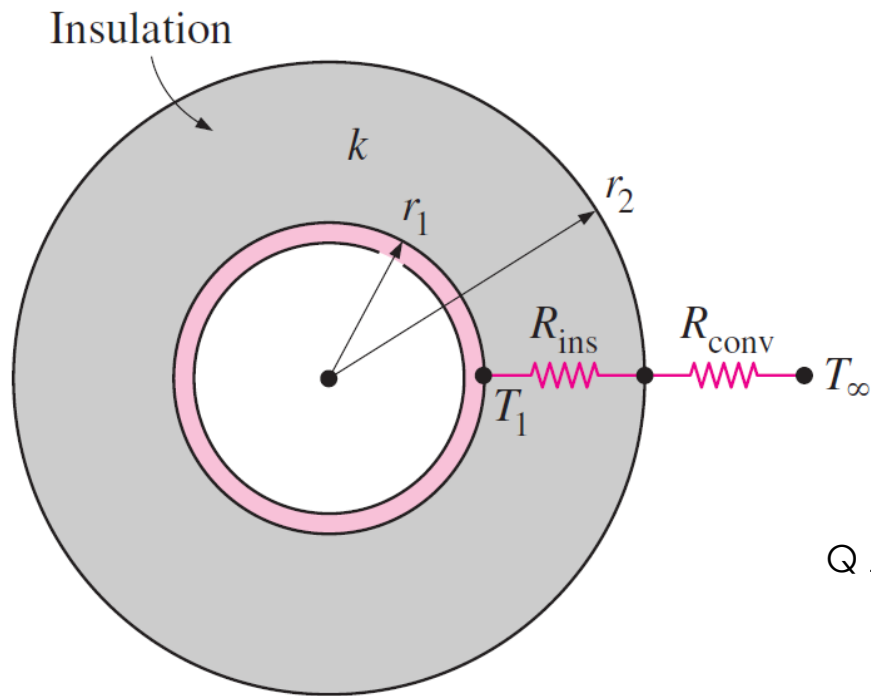


$$\frac{dQ}{dr} = 0 \rightarrow r_{crit} = \frac{k}{h}$$



As questões postadas no Chat do YouTube serão respondidas ao final da aula.

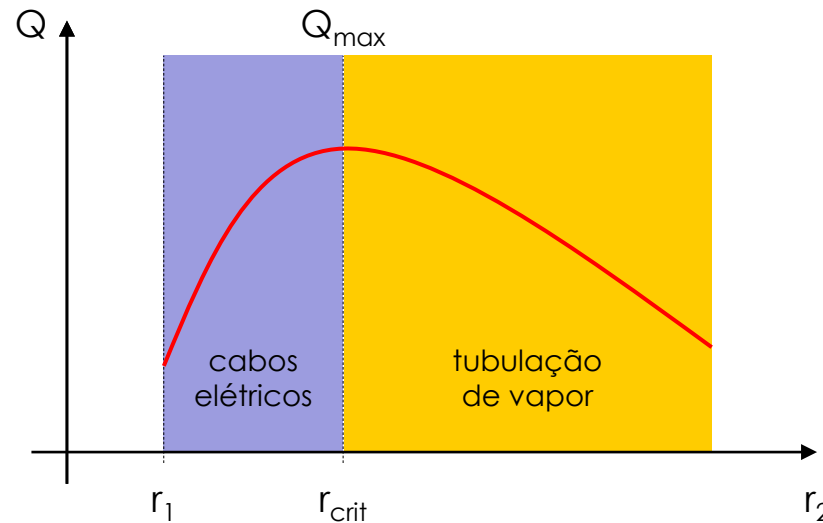
Raio crítico de isolamento...



$$Q = \frac{T_1 - T_\infty}{\frac{\ln(r_2 / r_1)}{2\pi L k} + \frac{1}{h \cdot (2\pi r_2 L)}}$$

Aumentando a espessura de isolamento ($r_2 \uparrow$)...

$$\frac{\ln(r_2 / r_1)}{2\pi L k} \uparrow \quad \frac{1}{h \cdot (2\pi r_2 L)} \downarrow$$



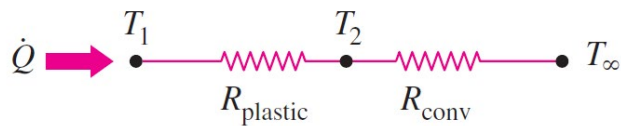
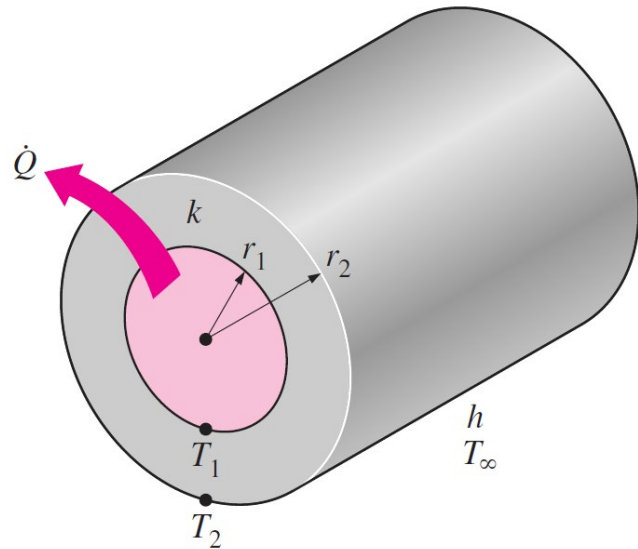
$$\frac{dQ}{dr} = 0 \rightarrow r_{crit} = \frac{k}{h}$$



As questões postadas no Chat do YouTube serão respondidas ao final da aula.

Exemplo: dissipação de calor em um cabo elétrico

A 3 mm diameter and 5 m long electric wire is tightly wrapped with a 2 mm thick plastic cover whose thermal conductivity is $k = 0.15 \text{ W/m/}^\circ\text{C}$. Electrical measurements indicate that a current of 10 A passes through the wire and there is a voltage drop of 8 V along the wire. If the insulated wire is exposed to a medium at $T_\infty = 30^\circ\text{C}$ with a heat transfer coefficient of $h = 12 \text{ W/m}^2/^\circ\text{C}$, **determine the temperature at the interface** of the wire and the plastic cover in steady operation. Also determine whether doubling the thickness of the plastic cover will increase or decrease this interface temperature. (ÇG 3-9, pg. 154)



$$\dot{Q} = \dot{W}_e = VI = (8 \text{ V})(10 \text{ A}) = 80 \text{ W}$$

$$A_2 = (2\pi r_2)L = 2\pi(0.0035 \text{ m})(5 \text{ m}) = 0.110 \text{ m}^2$$

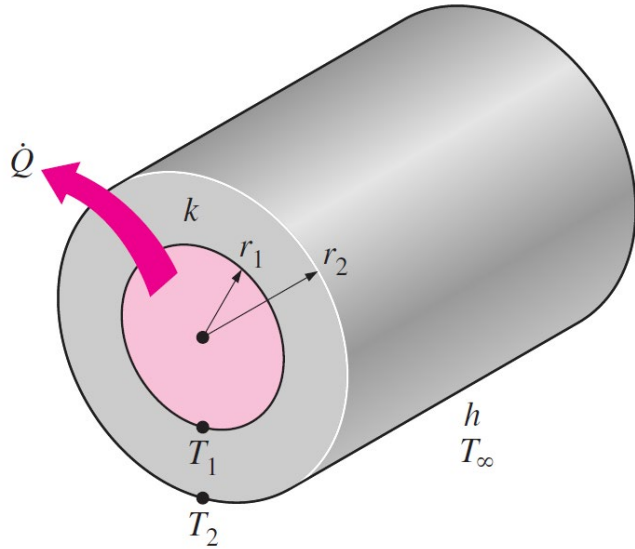
$$R_{\text{conv}} = \frac{1}{hA_2} = \frac{1}{(12 \text{ W/m}^2 \cdot ^\circ\text{C})(0.110 \text{ m}^2)} = 0.76^\circ\text{C/W}$$

$$R_{\text{plastic}} = \frac{\ln(r_2/r_1)}{2\pi kL} = \frac{\ln(3.5/1.5)}{2\pi(0.15 \text{ W/m} \cdot ^\circ\text{C})(5 \text{ m})} = 0.18^\circ\text{C/W}$$



As questões postadas no Chat do YouTube serão respondidas ao final da aula.

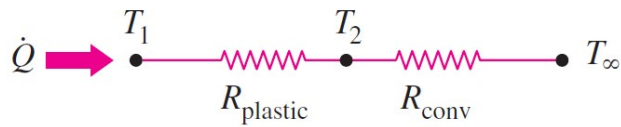
Exemplo: dissipação de calor em um cabo elétrico



$$R_{\text{total}} = R_{\text{plastic}} + R_{\text{conv}} = 0.76 + 0.18 = 0.94^\circ\text{C}/\text{W}$$

$$\dot{Q} = \frac{T_1 - T_\infty}{R_{\text{total}}}$$

$$\begin{aligned} T_1 &= T_\infty + \dot{Q}R_{\text{total}} \\ &= 30^\circ\text{C} + (80 \text{ W})(0.94^\circ\text{C}/\text{W}) = \mathbf{105^\circ\text{C}} \end{aligned}$$



$$r_{\text{cr}} = \frac{k}{h} = \frac{0.15 \text{ W/m} \cdot ^\circ\text{C}}{12 \text{ W/m}^2 \cdot ^\circ\text{C}} = 0.0125 \text{ m} = 12.5 \text{ mm}$$


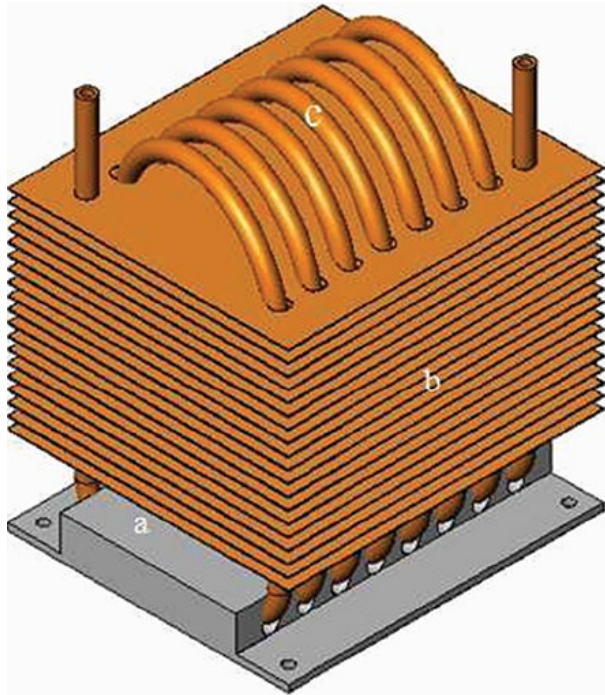
Obs.: $r_2 = 4 \text{ mm} \rightarrow T_1 = 90.6^\circ\text{C}$

Obs.: $r_2 = 12.5 \text{ mm} \rightarrow T_1 = 83.0^\circ\text{C}$



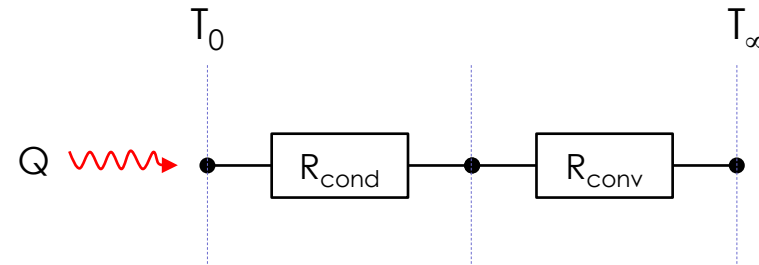
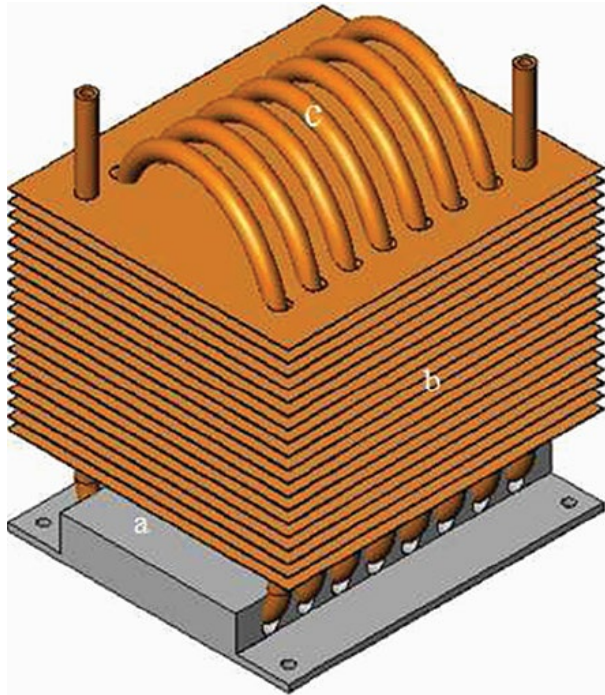
As questões postadas no Chat do YouTube serão respondidas ao final da aula.

Superfícies aletadas: maximizando a remoção de calor



As questões postadas no Chat do YouTube serão respondidas ao final da aula.

Superfícies aletadas: maximizando a remoção de calor

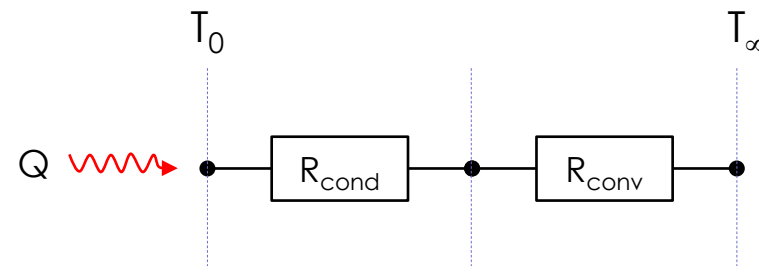
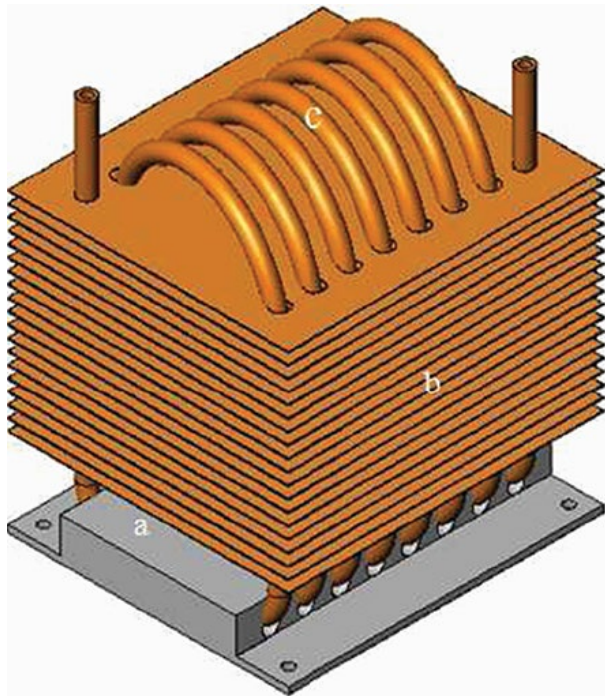


$$Q = \frac{T_{\text{sup}} - T_{\infty}}{\frac{L}{kA_{\text{cond}}} + \frac{1}{hA_{\text{conv}}}}$$



As questões postadas no Chat do YouTube serão respondidas ao final da aula.

Superfícies aletadas: maximizando a remoção de calor



$$Q = \frac{T_{\text{sup}} - T_{\infty}}{\frac{L}{kA_{\text{cond}}} + \frac{1}{hA_{\text{conv}}}}$$

Extensão condução

Condutibilidade térmica do material da aleta. Cobre ou alumínio.

Área transversal de condução.

Área externa de contato com o escoamento. Pode ser aumentada

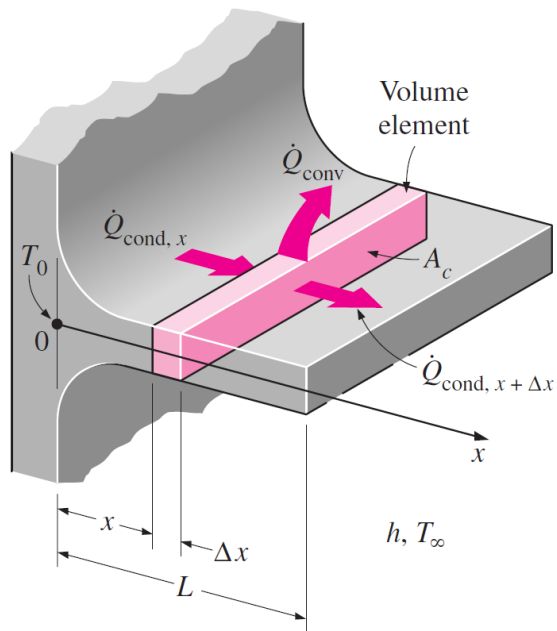
Coefficiente de convecção do escoamento. Dificuldades para aumentá-lo.

$$L \uparrow \Rightarrow \begin{cases} R_{\text{cond}} \uparrow \\ R_{\text{conv}} \downarrow \end{cases} \Rightarrow R_{\text{total}} \downarrow$$



As questões postadas no Chat do YouTube serão respondidas ao final da aula.

Superfícies aletadas: maximizando a remoção de calor



$$\frac{d}{dx} \left(kA_c \frac{dT}{dx} \right) - hp(T - T_\infty) = 0$$

$$A, p = \text{cte} \Rightarrow \frac{d^2\theta}{dx^2} - a^2\theta = 0 \quad \left\{ \begin{array}{l} \theta = T - T_\infty \\ a^2 = \frac{hp}{kA_c} \end{array} \right.$$

$$\theta(x) = C_1 \exp(+ax) + C_2 \exp(-ax)$$

$$\text{Caso 1: } L \rightarrow \infty \quad T(L) \rightarrow T_\infty \rightarrow \theta = 0 \rightarrow C_1 = 0$$

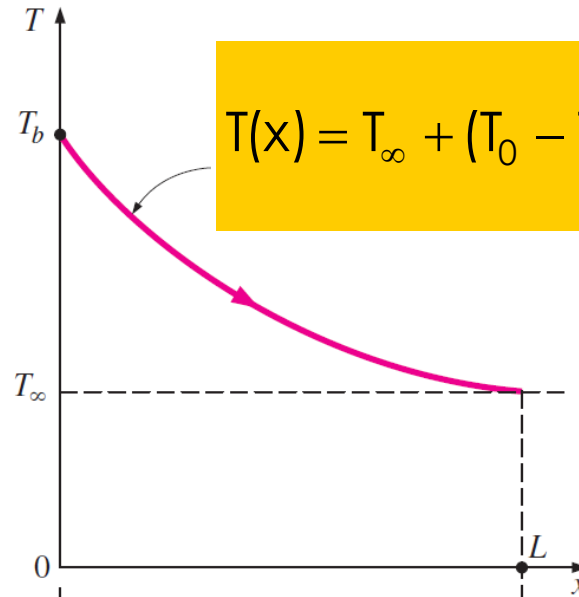
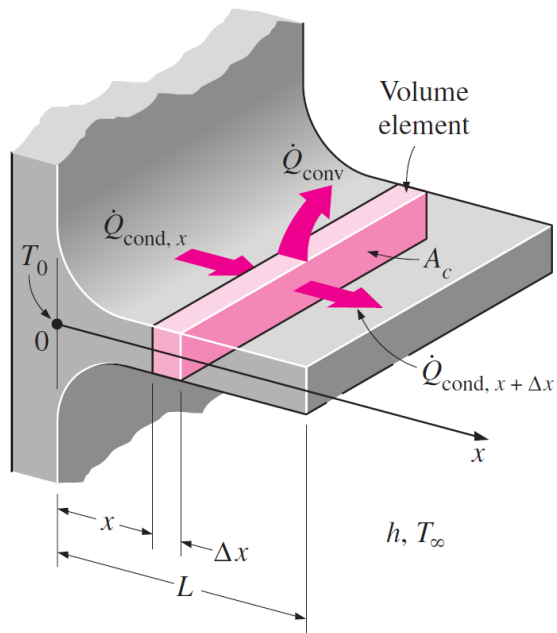
$$\theta(0) = \theta_0 = T_0 - T_\infty \rightarrow C_2 = \theta_0 \dots$$

$$\theta(x) = \theta_b \exp(-ax) \rightarrow \frac{T(x) - T_\infty}{T_0 - T_\infty} \exp\left(-\sqrt{\frac{hp}{kA_c}} \cdot x\right)$$

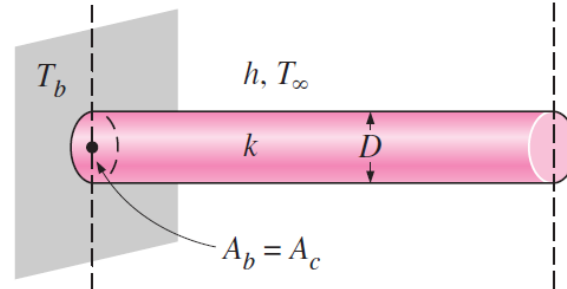


As questões postadas no Chat do YouTube serão respondidas ao final da aula.

Superfícies aletadas: maximizando a remoção de calor



$$T(x) = T_{\infty} + (T_0 - T_{\infty}) \exp\left(-\sqrt{\frac{hp}{kA_c}} \cdot x\right)$$



($p = \pi D$, $A_c = \pi D^2/4$ for a cylindrical fin)

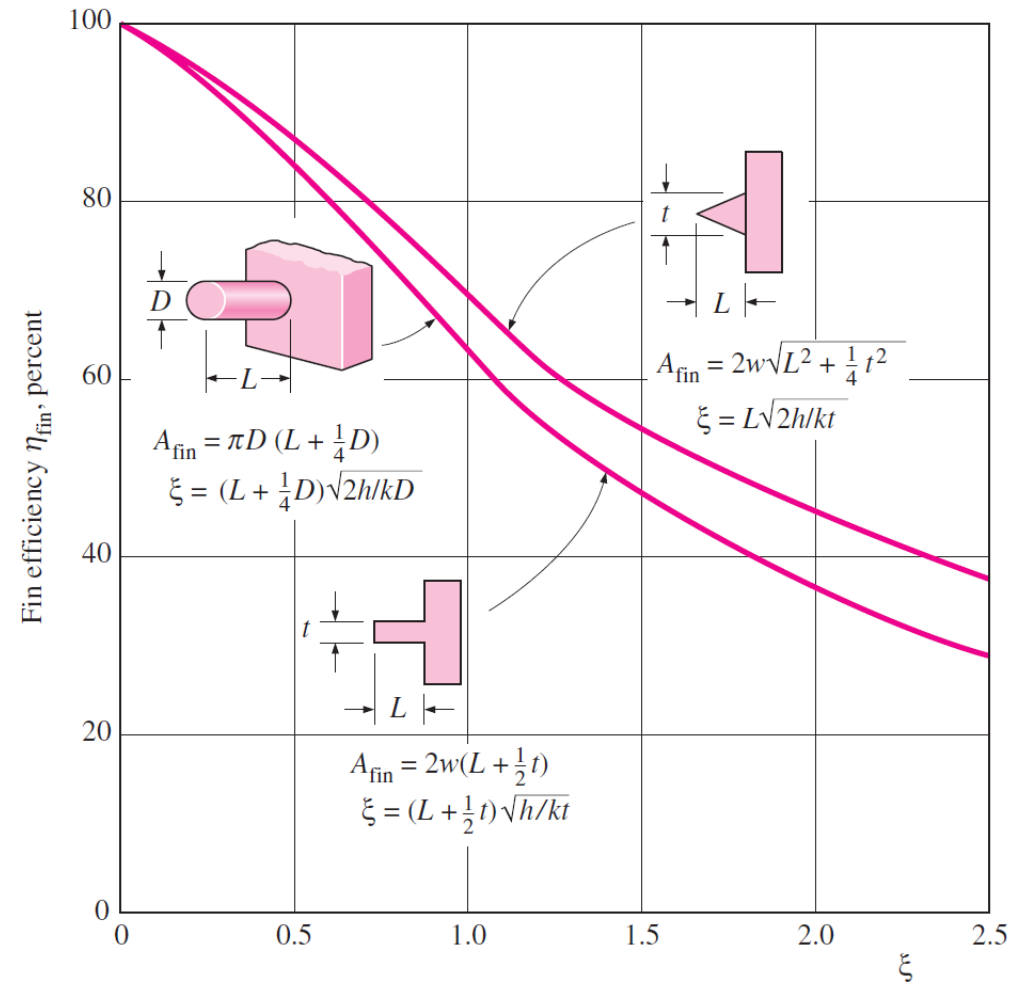
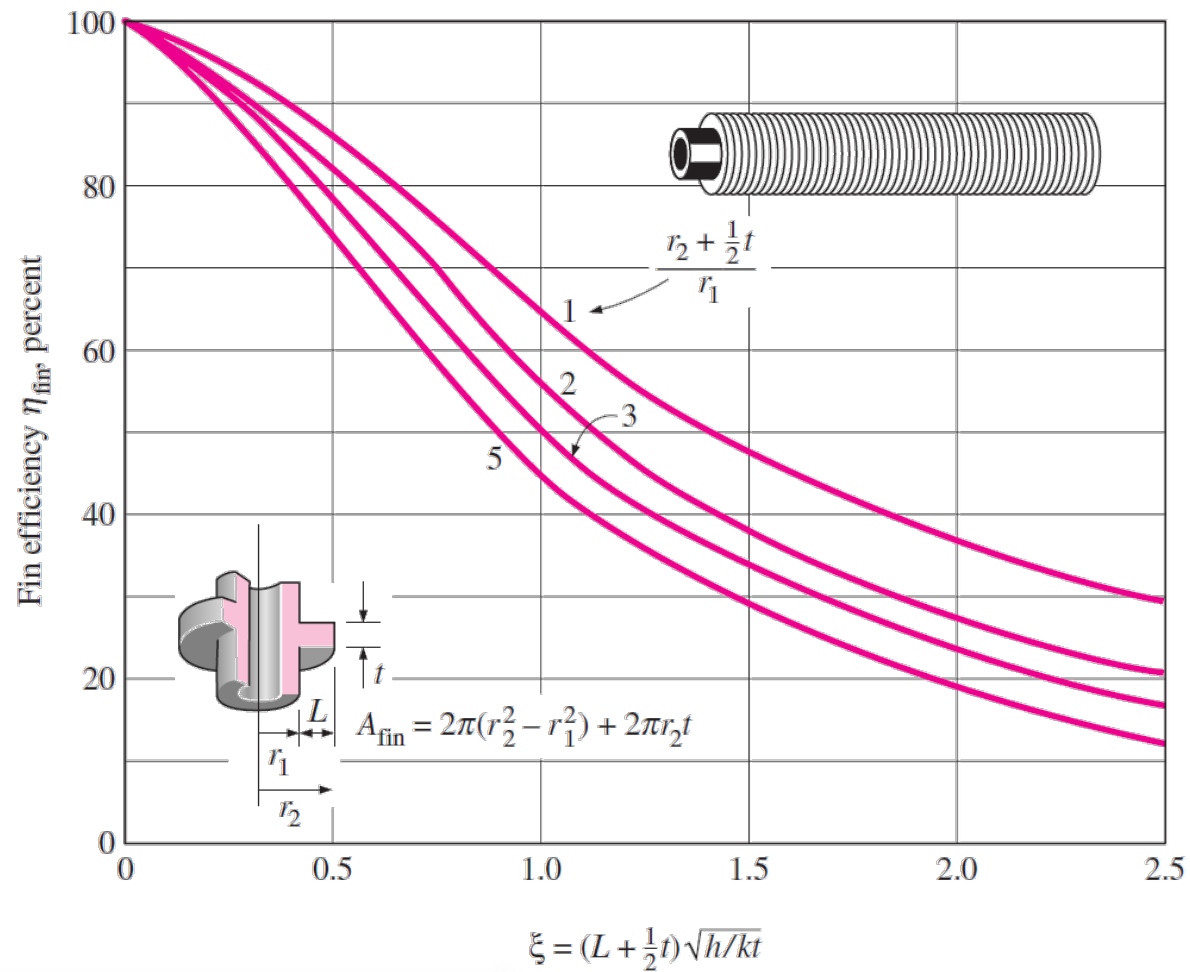
Obs.: se $k \rightarrow 0 \rightarrow T(x) = T_0$

$$Q_{\max} = hpL(T_0 - T_{\infty})$$

$$\eta_{\text{aleta}} = \frac{Q_{\text{aleta}}}{Q_{\max}} \rightarrow Q_{\text{aleta}} = \eta_{\text{aleta}} hpL(T_0 - T_{\infty})$$



As questões postadas no Chat do YouTube serão respondidas ao final da aula.




$$Q_{aleta} = \eta_{aleta} h p L (T_0 - T_\infty)$$




As questões postadas no Chat do YouTube serão respondidas ao final da aula.

https://www.youtube.com/watch?v=ZoyA4_9Qtr4&list=PLmho8Rcnd60fJJA070TiHnsmSnnQ4Hbgq

Introdução à Transferência de Calor (Piloto Coursera USP)
 6 videos • 343 views • Updated today

 Prof. P. Seleglim



Entendendo o efeito estufa...
 14:32

TC4 Princípios de radiação térmica (Piloto Coursera USP)
 Prof. P. Seleglim
 14:32

TC1 Condução de calor (Piloto Coursera USP)
 Prof. P. Seleghim
 11:08

TC6 Tutorial: resistências e circuitos térmicos equivalentes (Piloto Coursera USP)
 Prof. P. Seleghim
 11:18

TC8 Perda de calor em uma tubulação de água quente (Piloto Coursera USP)
 Prof. P. Seleghim
 16:10

TC8 Complementar: implementação da planilha de cálculos (Piloto Coursera USP)
 Prof. P. Seleghim
 44:35

TC5 Condução de calor e a equação geral governante (Piloto Coursera)
 Prof. P. Seleghim
 14:56

LIBRARY
 History
 Watch later
 Purchases 1
 Liked videos
 Show more

SUBSCRIPTIONS
 Jovem Pan Ne... (1)
 stanfordonline 102
 Jornal da Gaze... 93
 Morning Show 32
 PlastiTV 30
 sematronusp 22

08:56
 26/10/2018



As questões postadas no Chat do YouTube
 serão respondidas ao final da aula.