


MENDELEY

Professor: Dr. Antônio Carlos Shimano

PAE: Msa. Joelma de Oliveira Cruz

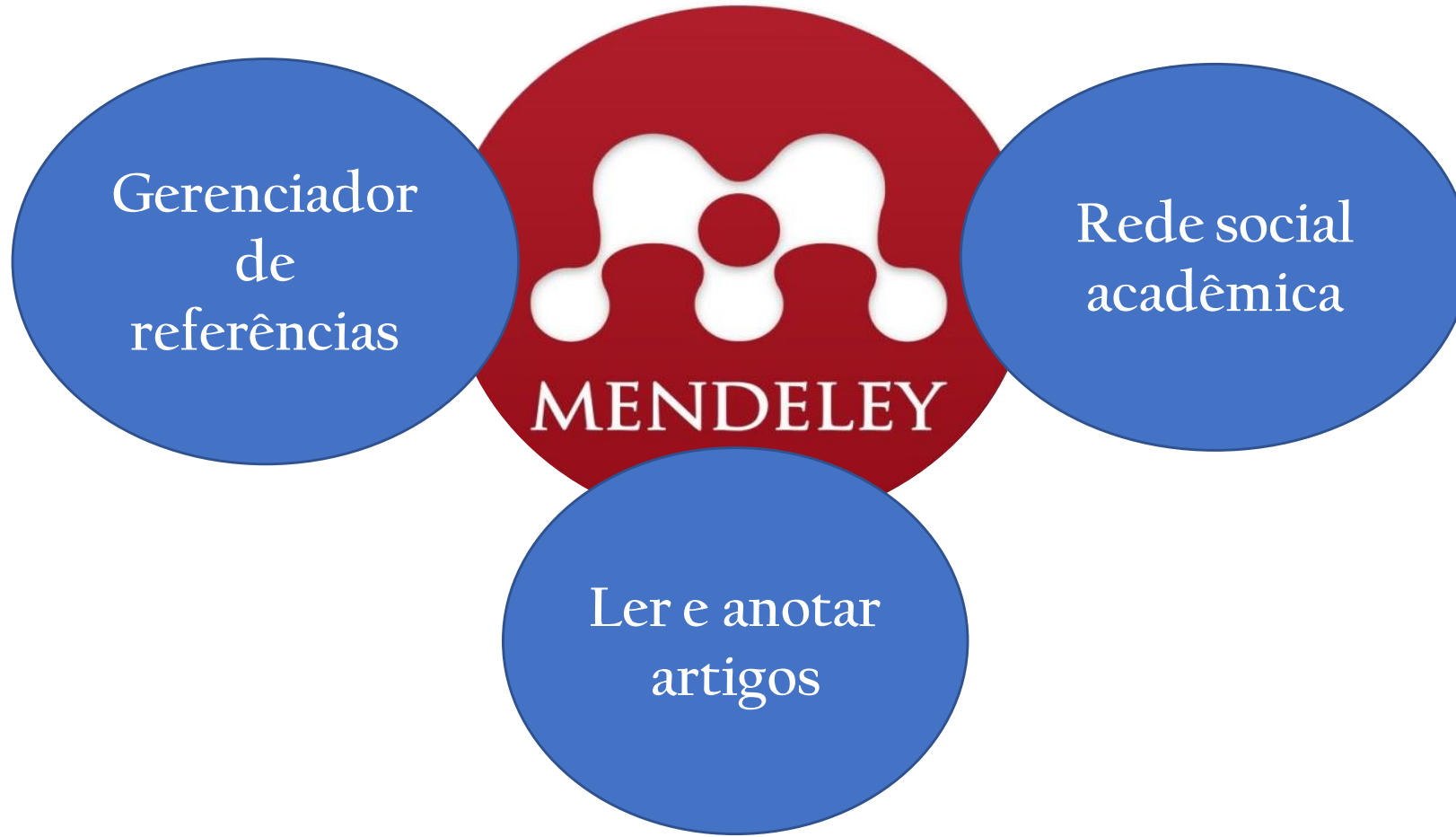



Referencias bibliográficas



Mendeley

Software gratuito que envolveu o trabalho de várias universidades.

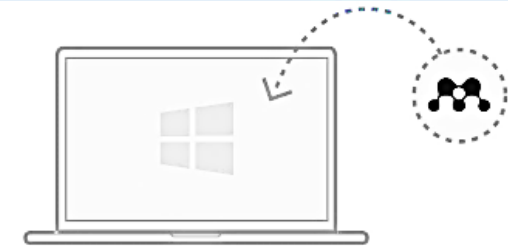


Mendeley

WEB: Gerenciar artigos científicos online, descobrir tendências de investigação e para ligar-se a outros investigadores na sua área de interesse.





DESKTOP: é um software gratuito para gerenciar, compartilhar, ler, anotar e editar artigos científicos.




[Download Mendeley Desktop for Windows](#)

Windows 7, 8.1 and 10 (Version 1803) See release notes.

Other systems:  Mendeley Desktop for macOS  Mendeley Desktop for Linux

www.mendeley.com

Mendeley Web: página inicial


The image shows a screenshot of the Mendeley web homepage. The browser's address bar displays the URL: `mendeley.com/homepage-2-1?interaction_required=true&adobe_mc_sdid=SDID%3D0F85D6DA8DE1AC53-592CA93886DFF035%7CMCORGID%3D4D6368F454EC...`. The browser's tab bar shows several open tabs, including 'Apps', 'Pós-graduação em...', 'Portal ,periodicos. C...', 'Plataforma de Biote...', 'Biotech | About', 'Get Web Importer f...', 'TAIR - About Arabi...', 'Acer Store', 'Importado do IE', and 'Outros'. The Mendeley logo is in the top left corner, and the text 'Mendeley' is next to it. In the top right corner, there are links for 'Sign In', 'Create account', and a 'Download' button. A callout box with an orange border and a white background points to the 'Sign In' link, containing the text 'Fazer login'. The main content area has a dark blue background with a starry pattern. It features the text 'I  DISCOVERY' in large white letters. Below this, it says 'Mendeley brings your research to life, so you can make an impact on tomorrow'. Underneath is the text 'Search over 100 million cross-publisher articles and counting'. There is a search bar with the placeholder text 'Search for articles' and a blue 'Search' button. Below the search bar, it says 'Popular searches: [COVID-19](#) [Bioenergy](#) [Obesity](#)'. At the bottom, there is a red button that says 'Create a free account'. A callout box with an orange border and a white background points to this button, containing the text 'Criar conta'.

← → ↻ 🔒 mendeley.com/homepage-2-1?interaction_required=true&adobe_mc_sdid=SDID%3D0F85D6DA8DE1AC53-592CA93886DFF035%7CMCORGID%3D4D6368F454EC... ☆

Apps Pós-graduação em... Portal ,periodicos. C... Plataforma de Biote... Biotech | About Get Web Importer f... TAIR - About Arabi... Acer Store Importado do IE » Outros

Mendeley Sign In Create account Download

Fazer login

I  DISCOVERY

Mendeley brings your research to life, so you can make an impact on tomorrow


Search over 100 million cross-publisher articles and counting

Search for articles Search

Popular searches: [COVID-19](#) [Bioenergy](#) [Obesity](#)

Create a free account Criar conta

Mendeley Web: login



Sign In

Create account

Download

I DISCOVER

Mendeley brings your research to life, so you can manage

Search over 100 million cross-publisher articles

Popular searches: [COVID-19](#) [Bioenergy](#) [Cancer](#)

Create a free account

ELSEVIER

Entrar via instituição

To continue, please sign in via your institution



USP - UNIVERSIDADE DE SAO PAULO

Entrar via sua instituição

Tentar de outra forma

Mendeley Web: library

The screenshot shows the Mendeley Web library interface. At the top, the navigation bar includes 'Feed', 'Library', 'Suggest', 'Groups', 'Datasets', 'Careers', 'Funding', and a search box labeled 'Library search'. A blue banner below the navigation bar reads 'Mendeley Library will be replaced soon'. The left sidebar contains 'MY LIBRARY' (with 'Add' button), 'All Documents', 'Favorites', 'My Publications', 'Recently Read', and 'Recently Added'. Below this are 'FOLDERS' (with 'Create Folder...' button) and 'GROUPS'. The main area displays a list of documents with checkboxes, stars, and document icons. A red box highlights the 'Library' tab and search bar. Another red box highlights the document list with the text 'Visualizar todos os documentos'. A third red box highlights the 'FOLDERS' section with the text 'Organizar a biblioteca'. The user's profile 'joelma' is visible in the top right, with a dropdown menu showing options like 'Profile', 'Settings & privacy', 'Download Mendeley', 'Invite to Mendeley', 'Support', and 'Logout'. The bottom right corner shows '1 to 9 of 9'.

Feed Library Suggest Groups Datasets Careers Funding Library search

joelma JD

Profile
Settings & privacy
Download Mendeley
Invite to Mendeley
Support
Logout

Mendeley Library will be replaced soon More

+ Add

MY LIBRARY

All Documents
Favorites
My Publications
Recently Read
Recently Added

FOLDERS

+ Create Folder...
Fitoquímica
Pós graduação

GROUPS

TRASH

Visualizar todos os documentos

Organizar a biblioteca

Integration of spatial and temporal information during floral induction in Arabidopsis
Wigge P, Kim M, Jaeger K, et. al. in Science (2005)

Key developmental transitions during flower morphogenesis and their regulation
Wagner D in Current Opinion in Genetics and Development (2017)

Expanding the Regulatory Network for Meristem Size in Plants
Galli M, Gallavotti A in Trends in Genetics (2016)

Gain of An Auto-regulatory Site Led to Divergence of the Arabidopsis APETALA1 and CAULIFLOWER Duplicate Genes in the Time, Space and Lev...
Ye L, Wang B, Zhang W, et. al. in Plant Physiology (2016) 17 Aug

Turning Meristems into Fortresses
Périlleux C, Bouché F, Randoux M, et. al. in Trends in Plant Science (2019) 17 Aug

Expanding the Regulatory Network for Meristem Size in Plants
Galli M, Gallavotti A in Trends in Genetics (2016) 17 Aug

Expanding the Regulatory Network for Meristem Size in Plants
Galli M, Gallavotti A in Trends in Genetics (2016) 6 Aug

1 to 9 of 9

Mendeley Web: suggest



Control of Oriented Tissue Growth through Repression of Organ Boundary Genes Promotes Stem Morphogenesis

Bencivenga S, Serrano-Mislata A, Bush M, Fox S, Sablowski R
Developmental Cell (2016)

27 Citations 127 Readers

Abstract

The origin of the stem is a major but poorly understood aspect of plant development, partly because the stem initiates in a relatively inaccessible region of the shoot apical meristem called

▾ View more

✓ Added to your library ✕ text at journal 📄 Show similar articles

Copy to a folder

Search...

- Pós graduação
- ABC Model
- Cell cycle
- Floral meristem

Follow people on Mendeley to be alerted when they publish new research.
Search for people to follow

Got a question?

Mendeley Web




FILTER BY

All posts

Citation updates

Article suggestions

Recently published articles

 Share updates and links with your followers [Post](#)

Articles suggested for you related to Control of Oriented Tissue Growth through Repression of Organ Boundary Genes Promotes Stem Morphogenesis
15 minutes ago

Arabidopsis JAGGED LATERAL ORGANS is expressed in boundaries and coordinates KNOX and PIN activity

Borghi L, Bureau M, Simon R
Plant Cell (2007)

[+ Add to library](#) [📄 View PDF](#)

Interdomain signaling in stem cell maintenance of plant shoot meristems

Bleckmann A, Simon R
Molecules and Cells (2009)

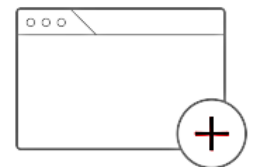
<https://www.mendeley.com/downloads>



© 2020 Mendeley Ltd.
Discover Mendeley • About
Copyright • Terms of use •
Mendeley supports responsible sharin
RELX Group™

- Settings & privacy
- Download
- Invite to M [Download](#)
- Support
- Logout

Get tools and add-ons to fun



Web Importer

Quickly add articles from any supported website directly into your reference library with a single click using Mendeley's web importer.

 [Find out more](#)

Mendeley Web web importer

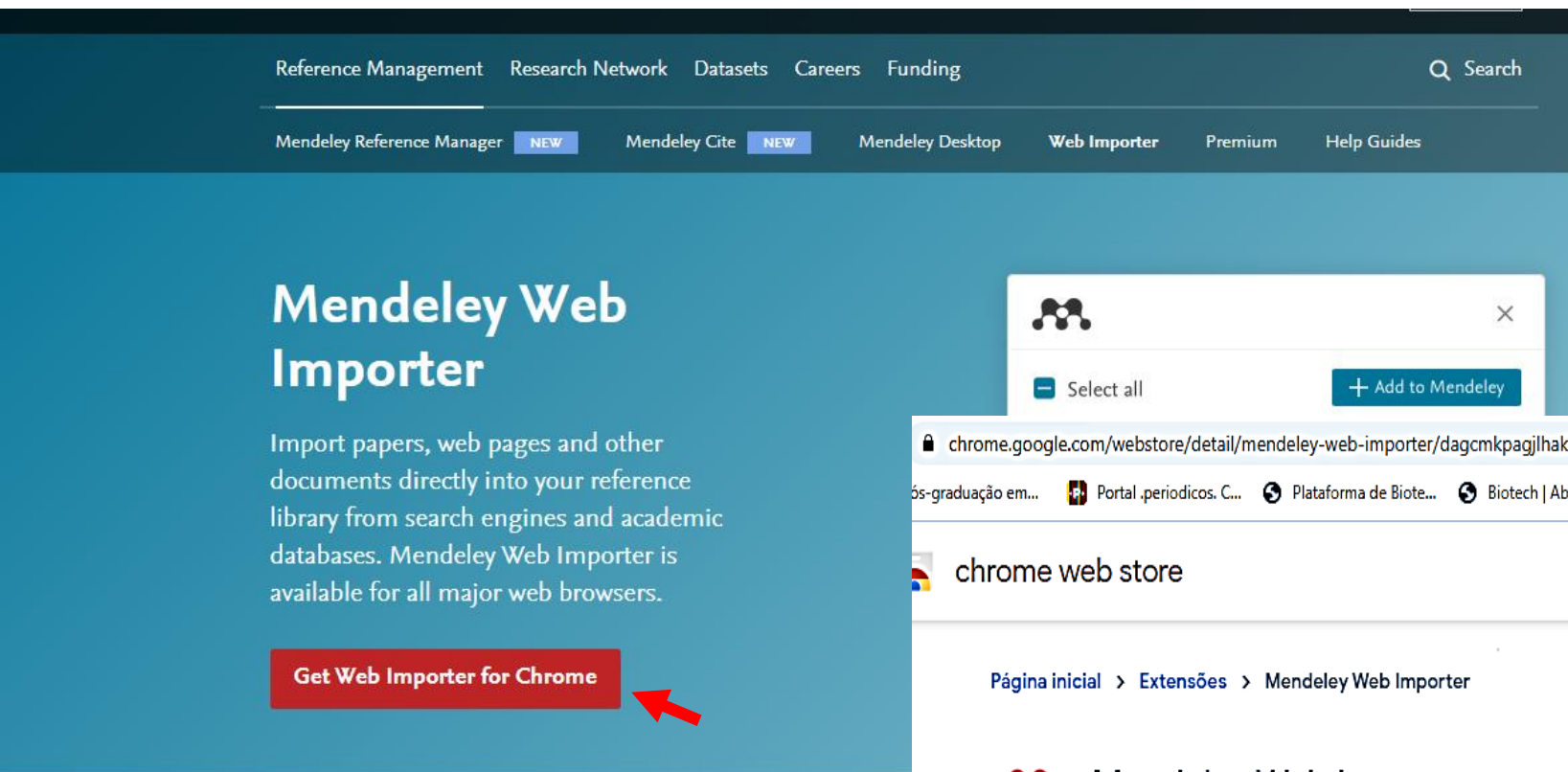
Reference Management Research Network Datasets Careers Funding

Mendeley Reference Manager **NEW** Mendeley Cite **NEW** Mendeley Desktop Web Importer Premium Help Guides

Mendeley Web Importer

Import papers, web pages and other documents directly into your reference library from search engines and academic databases. Mendeley Web Importer is available for all major web browsers.


[Get Web Importer for Chrome](#)



chrome.google.com/webstore/detail/mendeley-web-importer/dagcmkpagjlhakfdhnbomgmjdpkdkliff

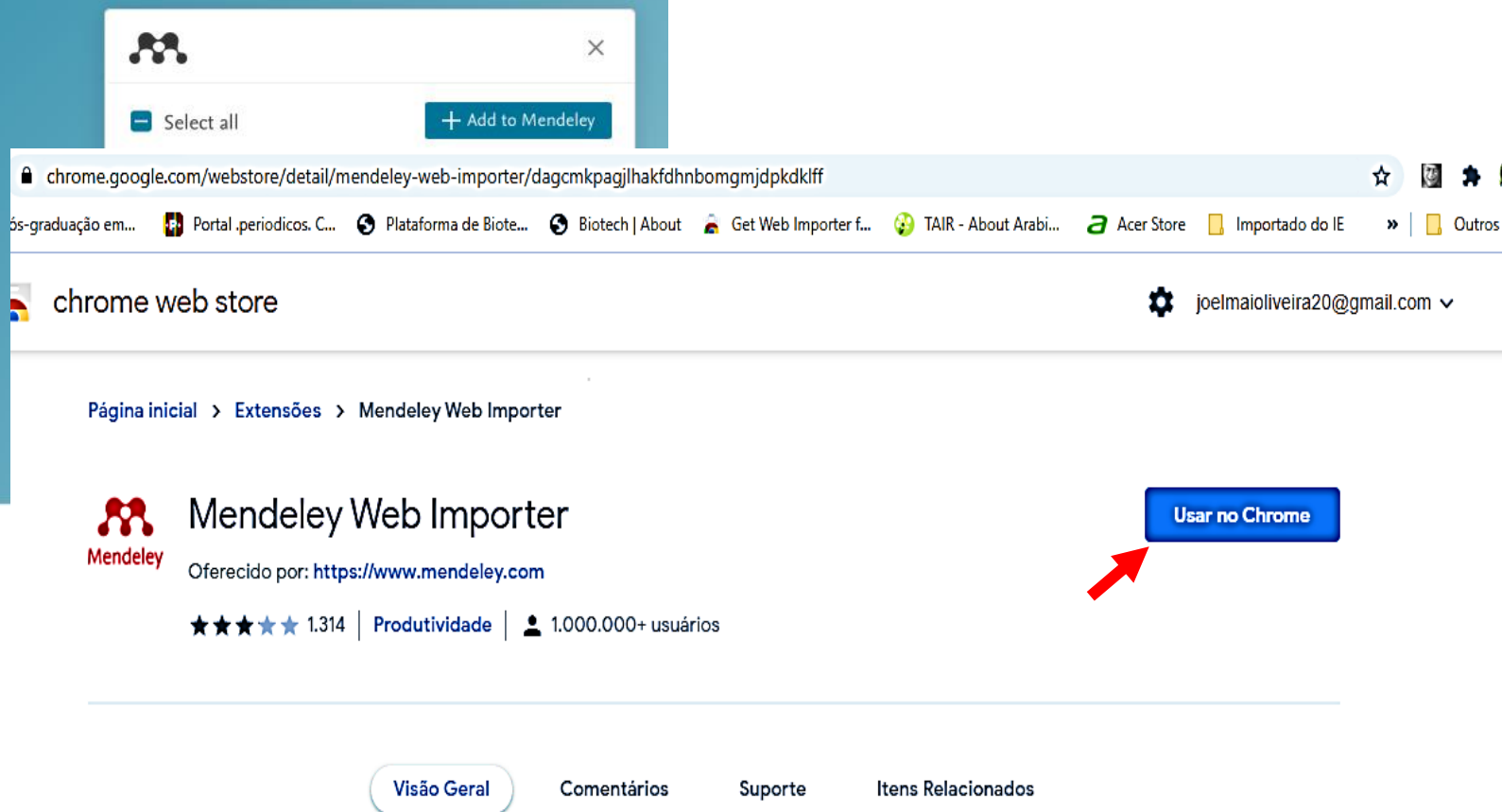
chrome web store joelmaioliveira20@gmail.com

Página inicial > Extensões > Mendeley Web Importer

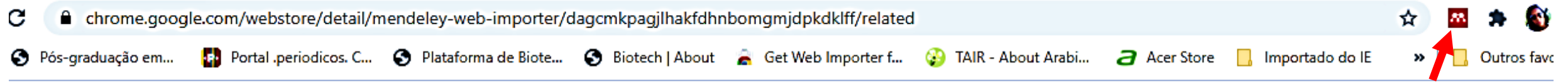
 **Mendeley Web Importer**
Oferecido por: <https://www.mendeley.com>
★★★★☆ 1.314 | Produtividade | 1.000.000+ usuários

[Usar no Chrome](#)

Visão Geral Comentários Suporte Itens Relacionados



Mendeley Web: web importer



chrome web store



joelmaioliveira20@gmail.com ▾

[Página inicial](#) > [Extensões](#) > [Mendeley Web Importer](#)



Mendeley Web Importer

Oferecido por: <https://www.mendeley.com>

★★★★★ 1.314 | [Produtividade](#) |  1.000.000+ usuários

Remover do Google Chrome

[Visão Geral](#)

[Comentários](#)

[Suporte](#)

[Itens Relacionados](#)

Mendeley Web: web importer

← → ↻ scholar.google.com/scholar?hl=en&as_sdt=0%2C5&q=WUSCHEL+"and"+flowers+&btnG=

Apps Pós-graduação em... Portal .periodicos. C... Plataforma de Biote... Biotech | About Get Web Importer f... TAIR - About Arabi... Acer Store Importado do IE Outros favoritos

Google Scholar WUSCHEL "and" flowers

Articles About 6,720 results (0.07 sec)

Any time
Since 2020
Since 2019
Since 2016
Custom range...

The **WUSCHEL** gene is required for shoot **and** floral meristem integrity in *Arabidopsis*
T Laux, KF Mayer, J Berger, G Jürgens - *Development*, 1996 - dev.biologists.org
... H F D I p Fig. 1. Postembryonic development of *wuschel* plants ... (F) An approx. 3-month-old *wus-1* plant with bunches of leaves at different positions along the plant. (G,H) Flowers with the four sepals removed. (G) Wild-type flower with petals, stamens **and** the central gynoecium ...
★ 99 Cited by 1151 Related articles All 7 versions

Sort by relevance
Sort by date

include patents
 include citations

Create alert

[HTML] Termination of stem cell maintenance in *Arabidopsis* floral meristems by interactions between **WUSCHEL** and **AGAMOUS**
M Lenhard, A Bohnert, G Jürgens, T Laux - *Cell*, 2001 - Elsevier
... specified by signals from an underlying cell group, the organizing center, that expresses the **WUSCHEL** (*WUS*) homeobox ... showing a homeotic transformation of stamens into petals, *ag* mutant flower meristems are indeterminate **and** produce interior flowers inside the ...
☆ 99 Cited by 540 Related articles All 12 versions

... for maintenance of undifferentiated cells in *Arabidopsis* shoot **and** floral meristems **and** acts at a different regulatory level than the meristem genes **WUSCHEL** and **ZWILLE**
K Endrizzi, B Moussian, A Haecker, JZ Levin... - *The plant ...*, 1996 - Wiley Online Library
... Mutations in the **WUSCHEL** (*WUS*) and **ZWILLE** (*ZLL*) genes result in defective organization **and** ... No carpels were present in *stm-2* flowers **and** no residual 'unused meristem' was observed. *stm-2* inflorescences often terminated in one central terminal flower that appeared to be ...
☆ 99 Cited by 482 Related articles All 11 versions

[HTML] The stem cell population of *Arabidopsis* shoot meristems is maintained by a regulatory loop between the **CLAVATA** and **WUSCHEL** genes

[PDF] biolog

[HTML] scien

[PDF] wiley.

[HTML] sciencedirect.com

Web Importer

Select All My Library Add

Add PDFs if available

11 references detected on page

The **SHOOT MERISTEMLESS** gene is required for maintenance of undifferentiated cells in *Arabidopsis* shoot and floral meristems and acts at a different regulatory level than the meristem genes **WUSCHEL** and **ZWILLE** PDF
Karin Endrizzi, Bernard Moussian et al.
Plant Journal, 10, 6, 1996
View PDF

JD joelma View Lib

Web Importer

Select All My Library Add

Add references to Clear all

Search collections

COLLECTIONS


- Fitoquímica
- Pós graduação
- Pós graduação > ABC Model
- Pós graduação > ... > MADS-Box
- Pós graduação > Cell cycle

JD joelma View Library

Mendeley desktop



- FILTER BY
- All posts
 - Citation updates
 - Article suggestions
 - Recently published articles

 Share updates and links with your followers Post

Articles suggested for you related to Control of Oriented Tissue Growth through Repression of Organ Boundary Genes Promotes Stem Morphogenesis
15 minutes ago

Arabidopsis JAGGED LATERAL ORGANS is expressed in boundaries and coordinates KNOX and PIN activity
Borghi L, Bureau M, Simon R
Plant Cell (2007)
+ Add to library 📄 View PDF

Interdomain signaling in stem cell maintenance of plant shoot meristems
Bleckmann A, Simon R
Molecules and Cells (2009)



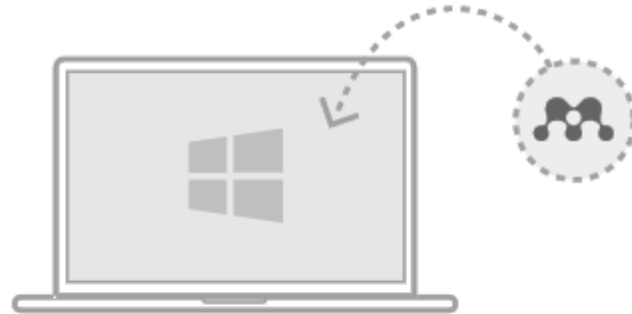
© 2020 Mendeley Ltd.
Discover Mendeley • About
Copyright • Terms of use •
Mendeley supports responsible sharing
RELX Group™


Settings & privacy
Download
Invite to M Download
Support
Logout

Mendeley desktop



Download Mendeley Desktop for Windows



 [Download Mendeley Desktop for Windows](#)

Windows 7, 8.1 and 10 (Ver

Other systems:  [Mendeley Desktop](#)

New Mendeley Reference Manag

Download Mendeley

Access your library on mobile,
tablet and desktop

[Get Reference Manager](#)



Mendeley desktop: meu Mendeley

Mendeley Desktop

File Edit View Tools Help

Literature Search

My Library

- All Documents
- Recently Added
- Recently Read
- Favorites
- Needs Review
- My Publications
- Unsorted
- Fitoquímica
- Pós graduação
- Create Folder...

Groups

Create Group...

Filter by Authors

- All
- 1996, undefined
- A, LUZ S. RAMÍREZ
- Aaaccaagag, Gaaaagcaca
- Aaagcttgac, Ggaacaaagg
- Aach, J
- Aach, John
- Aagaattgt, Gaaagataag
- Aaggagaagc, Caaatcaag
- Aaggataat, Atgattattt
- Aatgaatttg, Ctctaagaac
- Abad, Ursula
- Abadie, Tabare
- Abdalla, Kamal Omer
- Abdalla, KO
- Abdel-Halim, Osama Bashir
- Abdullah, Azian Azamimi

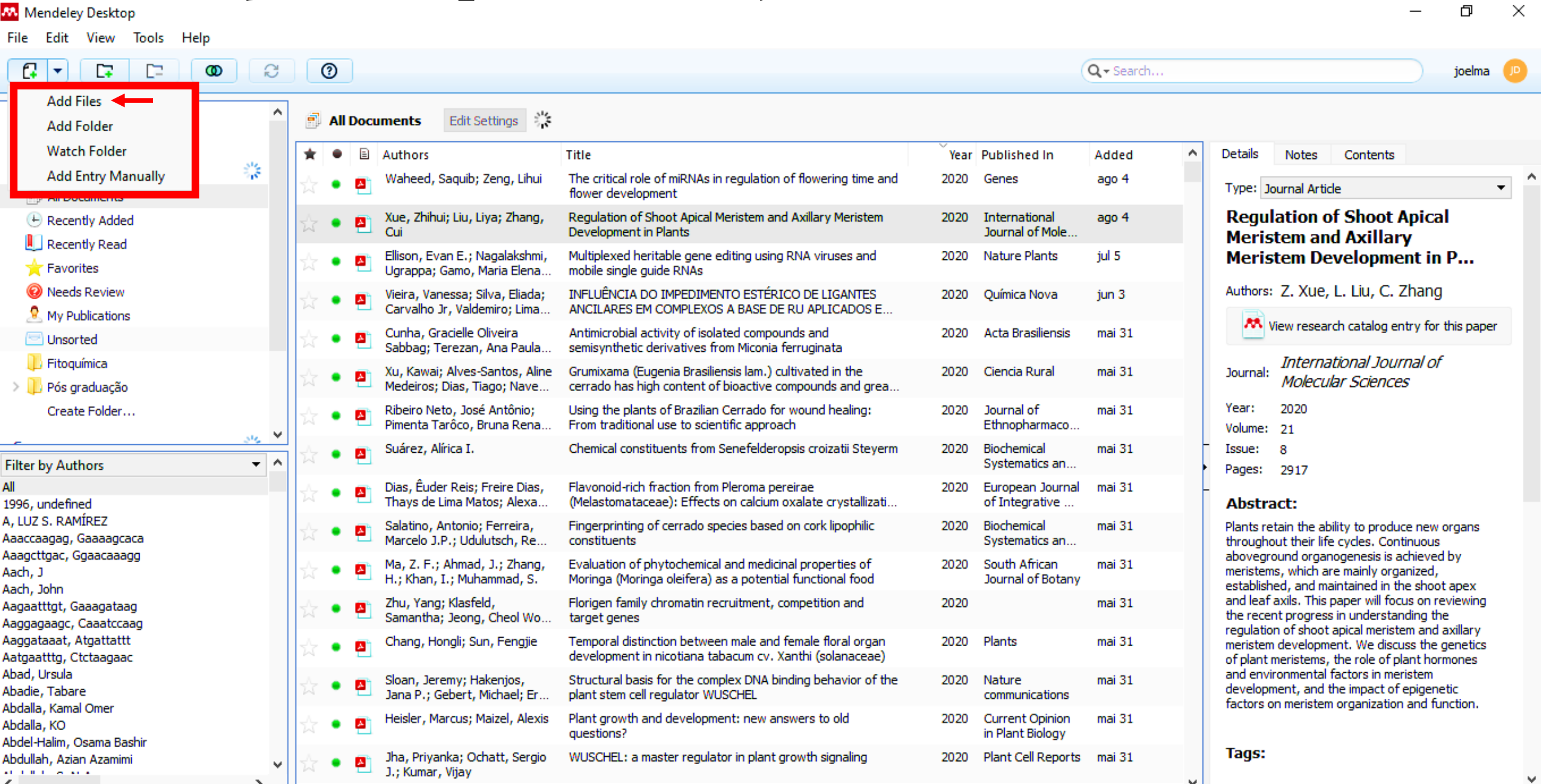
All Documents

Authors	Title	Year	Published In	Added
Waheed, Saquib; Zeng, Lihui	The critical role of miRNAs in regulation of flowering time and flower development	2020	Genes	ago 4
Xue, Zhihui; Liu, Liya; Zhang, Cui	Regulation of shoot apical meristem and axillary meristem development in plants	2020	International Journal of Molecular Sciences	ago 4
Ellison, Evan E.; Nagalakshmi, Ugrappa; Gamo, Maria Elena; Huang, Pin jui; Dinesh...	Multiplexed heritable gene editing using RNA viruses and mobile single guide RNAs	2020	Nature Plants	jul 5
Vieira, Vanessa; Silva, Eliada; Carvalho Jr, Valdemiro; Lima-Neto, Benedito; Sá, José	INFLUÊNCIA DO IMPEDIMENTO ESTÉRICO DE LIGANTES ANCILARES EM COMPLEXOS A BASE DE RU APLICADOS EM METÁTESES DO ÁLCOOL E ACETATO CINAMÍLICOS	2020	Química Nova	jun 3
Cunha, Gracielle Oliveira Sabbag; Terezan, Ana Paula; Matos, Andreia Pereira; Burger,...	Antimicrobial activity of isolated compounds and semisynthetic derivatives from Miconia ferruginata	2020	Acta Brasiliensis	mai 31
Xu, Kawai; Alves-Santos, Aline Medeiros; Dias, Tiago; Naves, Maria Margareth Veloso	Grumixama (Eugenia Brasiliensis lam.) cultivated in the cerrado has high content of bioactive compounds and great antioxidant potential	2020	Ciencia Rural	mai 31
Ribeiro Neto, José Antônio; Pimenta Tarôco, Bruna Renata; Batista dos Santos, Hélio; T...	Using the plants of Brazilian Cerrado for wound healing: From traditional use to scientific approach	2020	Journal of Ethnopharmacology	mai 31
Suárez, Alírica I.	Chemical constituents from Senefelderopsis croizatii Steyerl	2020	Biochemical Systematics and Ecology	mai 31
Dias, Éuder Reis; Freire Dias, Thays de Lima Matos; Alexandre-Moreira, Magna Suzana;...	Flavonoid-rich fraction from Pleroma pereirae (Melastomataceae): Effects on calcium oxalate crystallization, antioxidant and antinociceptive activities	2020	European Journal of Integrative Medicine	mai 31
Salatino, Antonio; Ferreira, Marcelo J.P.; Udulutsch, Renata G.; Palacios, Carmen E....	Fingerprinting of cerrado species based on cork lipophilic constituents	2020	Biochemical Systematics and Ecology	mai 31
Ma, Z. F.; Ahmad, J.; Zhang, H.; Khan, I.; Muhammad, S.	Evaluation of phytochemical and medicinal properties of Moringa (Moringa oleifera) as a potential functional food	2020	South African Journal of Botany	mai 31
Zhu, Yang; Klasfeld, Samantha; Jeong, Cheol Woong; Jin, Run; Goto, Koji; Yamaguchi, N...	Florigen family chromatin recruitment, competition and target genes	2020		mai 31
Chang, Hongli; Sun, Fengjie	Temporal distinction between male and female floral organ development in tabacum cv. Xanthi (solanaceae)	2020	Plants	mai 31
Sloan, Jeremy; Hakenjos, Jana P.; Gebert, Michael; Ermakova, Olga; Gumiero, Andrea...	Structural basis for the complex DNA binding behavior of the plant stem cell regulator WUSCHEL	2020	Nature communications	mai 31
Heisler, Marcus; Maizel, Alexis	Plant growth and development: new answers to old questions?	2020	Current Opinion in Plant Biology	mai 31
Jha, Priyanka; Ochatt, Sergio J.; Kumar, Vijay	WUSCHEL: a master regulator in plant growth signaling	2020	Plant Cell Reports	mai 31

Florigen family chromatin recruitment, competition and target genes

50% X Retrieving documents from folders (0 of 1 - 0% done)

Mendeley desktop: inserir arquivo



The screenshot shows the Mendeley Desktop application window. The title bar reads 'Mendeley Desktop'. The menu bar includes 'File', 'Edit', 'View', 'Tools', and 'Help'. The toolbar contains icons for adding files, folders, watching folders, and manual entry, along with a search bar and a user profile icon labeled 'joelma'. A red box highlights the 'Add Files' menu option, which is pointed to by a red arrow. Below the menu, a list of documents is displayed in a table format. The right-hand pane shows the details for a selected document, including its title, authors, journal information, and abstract.

File Edit View Tools Help

Search... joelma

Add Files ←
Add Folder
Watch Folder
Add Entry Manually

All Documents Edit Settings


★	●	📄	Authors	Title	Year	Published In	Added
☆	●	📄	Waheed, Saquib; Zeng, Lihui	The critical role of miRNAs in regulation of flowering time and flower development	2020	Genes	ago 4
☆	●	📄	Xue, Zhihui; Liu, Liya; Zhang, Cui	Regulation of Shoot Apical Meristem and Axillary Meristem Development in Plants	2020	International Journal of Mole...	ago 4
☆	●	📄	Ellison, Evan E.; Nagalakshmi, Ugrappa; Gamo, Maria Elena...	Multiplexed heritable gene editing using RNA viruses and mobile single guide RNAs	2020	Nature Plants	jul 5
☆	●	📄	Vieira, Vanessa; Silva, Eliada; Carvalho Jr, Valdemiro; Lima...	INFLUÊNCIA DO IMPEDIMENTO ESTÉRICO DE LIGANTES ANCILARES EM COMPLEXOS A BASE DE RU APLICADOS E...	2020	Química Nova	jun 3
☆	●	📄	Cunha, Gracielle Oliveira Sabbag; Terezan, Ana Paula...	Antimicrobial activity of isolated compounds and semisynthetic derivatives from Miconia ferruginata	2020	Acta Brasiliensis	mai 31
☆	●	📄	Xu, Kawai; Alves-Santos, Aline Medeiros; Dias, Tiago; Nave...	Grumixama (Eugenia Brasiliensis lam.) cultivated in the cerrado has high content of bioactive compounds and grea...	2020	Ciencia Rural	mai 31
☆	●	📄	Ribeiro Neto, José Antônio; Pimenta Tarôco, Bruna Rena...	Using the plants of Brazilian Cerrado for wound healing: From traditional use to scientific approach	2020	Journal of Ethnopharmacol...	mai 31
☆	●	📄	Suárez, Alírica I.	Chemical constituents from Senefelderopsis croizatii Steyer...	2020	Biochemical Systematics an...	mai 31
☆	●	📄	Dias, Êuder Reis; Freire Dias, Thays de Lima Matos; Alexa...	Flavonoid-rich fraction from Pleroma pereirae (Melastomataceae): Effects on calcium oxalate crystallizati...	2020	European Journal of Integrative ...	mai 31
☆	●	📄	Salatino, Antonio; Ferreira, Marcelo J.P.; Udulutsch, Re...	Fingerprinting of cerrado species based on cork lipophilic constituents	2020	Biochemical Systematics an...	mai 31
☆	●	📄	Ma, Z. F.; Ahmad, J.; Zhang, H.; Khan, I.; Muhammad, S.	Evaluation of phytochemical and medicinal properties of Moringa (Moringa oleifera) as a potential functional food	2020	South African Journal of Botany	mai 31
☆	●	📄	Zhu, Yang; Klasfeld, Samantha; Jeong, Cheol Wo...	Florigen family chromatin recruitment, competition and target genes	2020		mai 31
☆	●	📄	Chang, Hongli; Sun, Fengjie	Temporal distinction between male and female floral organ development in nicotiana tabacum cv. Xanthi (solanaceae)	2020	Plants	mai 31
☆	●	📄	Sloan, Jeremy; Hakenjos, Jana P.; Gebert, Michael; Er...	Structural basis for the complex DNA binding behavior of the plant stem cell regulator WUSCHEL	2020	Nature communications	mai 31
☆	●	📄	Heisler, Marcus; Maizel, Alexis	Plant growth and development: new answers to old questions?	2020	Current Opinion in Plant Biology	mai 31
☆	●	📄	Jha, Priyanka; Ochatt, Sergio J.; Kumar, Vijay	WUSCHEL: a master regulator in plant growth signaling	2020	Plant Cell Reports	mai 31

Details Notes Contents

Type: Journal Article

Regulation of Shoot Apical Meristem and Axillary Meristem Development in P...

Authors: Z. Xue, L. Liu, C. Zhang

 View research catalog entry for this paper

Journal: *International Journal of Molecular Sciences*

Year: 2020
Volume: 21
Issue: 8
Pages: 2917

Abstract:

Plants retain the ability to produce new organs throughout their life cycles. Continuous aboveground organogenesis is achieved by meristems, which are mainly organized, established, and maintained in the shoot apex and leaf axils. This paper will focus on reviewing the recent progress in understanding the regulation of shoot apical meristem and axillary meristem development. We discuss the genetics of plant meristems, the role of plant hormones and environmental factors in meristem development, and the impact of epigenetic factors on meristem organization and function.

Tags:

Mendeley desktop: inserir arquivo

The image shows the Mendeley Desktop application interface. On the left, there is a sidebar with 'Mendeley' and 'My Library' sections. The main window displays a list of documents under 'All Documents'. An 'Add Files' dialog box is open, showing a file explorer view of the 'Área de Trabalho' (Desktop) folder. A PDF file named 'Cell cycle, To differentiate or not to differentiate 2000' is selected and highlighted with a red box. The dialog box also shows other files like 'Comprovante' and 'CsLFY is required for shoot meristem maintenance vi...'. The 'Nome:' field contains the selected file name, and the 'All Files' dropdown is visible. The 'Abrir' (Open) button is highlighted.

Mendeley Desktop
File Edit View Tools Help

Mendeley
Literature Search

My Library
All Documents
Recently Added
Recently Read
Favorites
Needs Review
My Publications
Unsorted
Fitoquímica
Pós graduação
Create Folder...

All Documents Edit Settings

Authors	Title
Waheed, Saquib; Zeng, Lihui	The critical role of miRNAs in regulation of flower development
Xue, Zhihui; Liu, Liya; Zhang, Cui	Regulation of Shoot Apical Meristem and Axillary Meristem Development in Plants
Ellison, Evan E.; Nagalakshmi, Ugrappa; Gamo, Maria Elena...	Multiplexed heritable gene editing using RNA mobile single guide RNAs
Vieira, Vanessa; Silva, Eliada; Carvalho Jr, Valdemiro; Lima...	INFLUÊNCIA DO IMPEDIMENTO ESTÉRICO ANCLARES EM COMPLEXOS A BASE DE RNA
Cunha, Gracielle Oliveira Sabbag; Terezan, Ana Paula...	Antimicrobial activity of isolated compound semisynthetic derivatives from <i>Miconia ferruginea</i>
Xu, Kawai; Alves-Santos, Aline Medeiros; Dias, Tiago; Nave...	Grumixama (<i>Eugenia Brasiliensis</i> lam.) cultivated in cerrado has high content of bioactive compounds
Ribeiro Neto, José Antônio; Pimenta Taróco, Bruna Rena...	Using the plants of Brazilian Cerrado for wood characterization: From traditional use to scientific approach
Suárez, Alirica I.	Chemical constituents from <i>Senefelderopsis</i>
Dias, Éuder Reis; Freire Dias, Thays de Lima Matos; Alexa...	Flavonoid-rich fraction from <i>Pleroma pereirae</i> (Melastomataceae): Effects on calcium oxalate crystallization
Salatino, Antonio; Ferreira, Marcelo J.P.; Udulutsch, Re...	Fingerprinting of cerrado species based on cork lipophilic constituents
Ma, Z. F.; Ahmad, J.; Zhang, H.; Khan, I.; Muhammad, S.	Evaluation of phytochemical and medicinal properties of <i>Moringa</i> (<i>Moringa oleifera</i>) as a potential functional food
Zhu, Yang; Klasfeld, Samantha; Jeong, Cheol Wo...	Florigen family chromatin recruitment, competition and target genes
Chang, Hongli; Sun, Fengjie	Temporal distinction between male and female floral organ development in <i>nicotiana tabacum</i> cv. Xanthi (solanaceae)
Sloan, Jeremy; Hakenjos, Jana P.; Gebert, Michael; Er...	Structural basis for the complex DNA binding behavior of the plant stem cell regulator WUSCHEL
Heisler, Marcus; Maizel, Alexis	Plant growth and development: new answers to old questions?
Jha, Priyanka; Ochatt, Sergio J.; Kumar, Vijay	WUSCHEL: a master regulator in plant growth signaling

Add Files

Organizar Nova pasta

Nome: Cell cycle, To differentiate or not to di

All Files

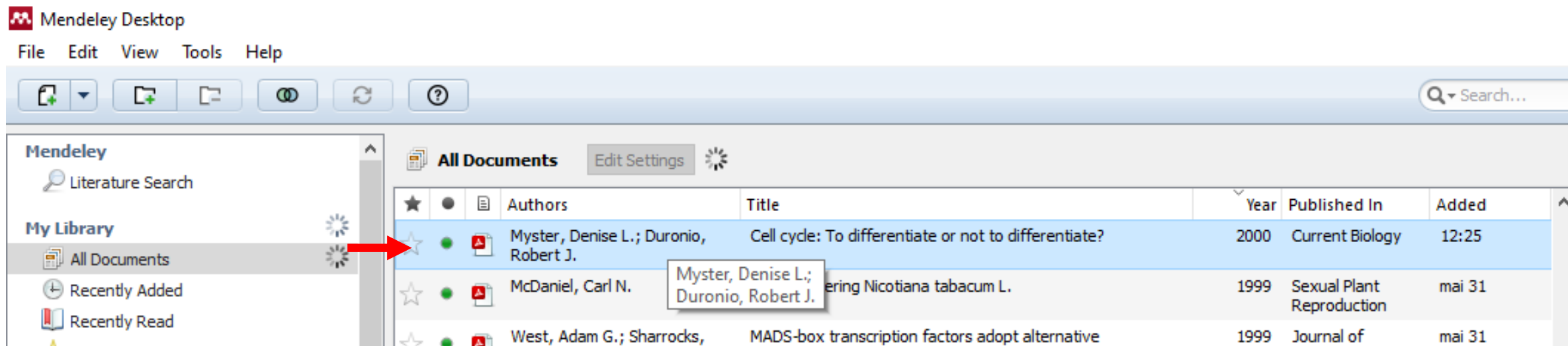
Abrir Cancelar

Pages: 2917

Abstract:
Plants retain the ability to produce new organs throughout their life cycles. Continuous aboveground organogenesis is achieved by meristems, which are mainly organized, established, and maintained in the shoot apex and leaf axils. This paper will focus on reviewing the recent progress in understanding the regulation of shoot apical meristem and axillary meristem development. We discuss the genetics of plant meristems, the role of plant hormones and environmental factors in meristem development, and the impact of epigenetic factors on meristem organization and function.

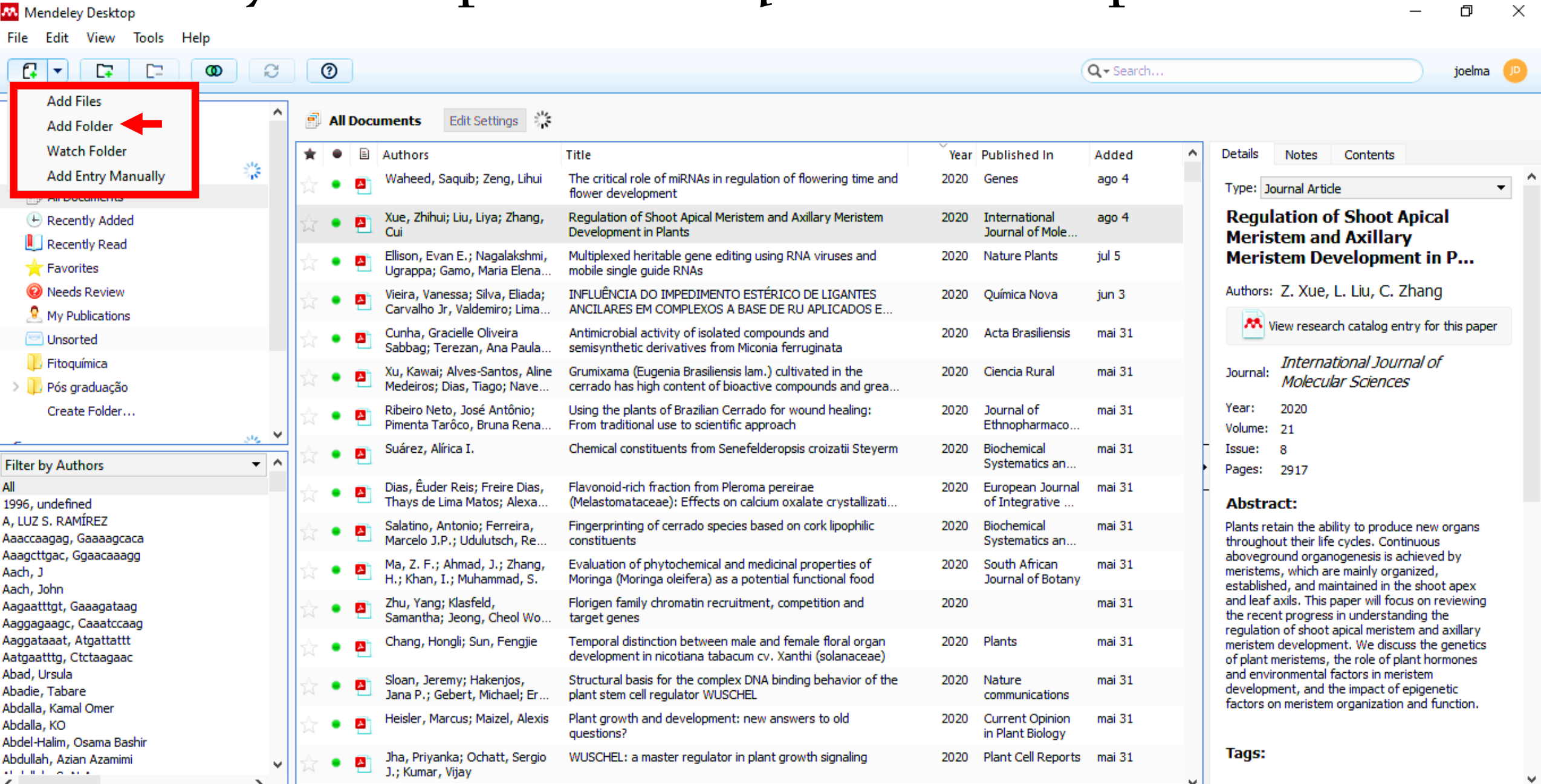
Tags:

Mendeley desktop: arquivo inserido



- O arquivo foi adicionado ao Mendeley, porém não em uma pasta específica.
- Para escolher a pasta, basta está dentro dela quando fizer o comando para inserir.

Mendeley desktop: inserir arquivos de uma pasta



The screenshot displays the Mendeley Desktop application window. The title bar reads 'Mendeley Desktop'. The menu bar includes 'File', 'Edit', 'View', 'Tools', and 'Help'. The toolbar contains icons for adding files, folders, watching folders, and manual entry, along with a search bar and a user profile icon labeled 'joelma'. A red box highlights the 'Add Folder' option in the 'File' menu, with a red arrow pointing to it. The main window shows a list of documents under the 'All Documents' tab. The list has columns for Authors, Title, Year, Published In, and Added. The right-hand pane shows details for a selected document, including its type (Journal Article), title, authors, journal information, and an abstract.

File Edit View Tools Help

Search... joelma

Add Files
Add Folder ←
Watch Folder
Add Entry Manually

All Documents Edit Settings


★	●	📄	Authors	Title	Year	Published In	Added
☆	●	📄	Waheed, Saquib; Zeng, Lihui	The critical role of miRNAs in regulation of flowering time and flower development	2020	Genes	ago 4
☆	●	📄	Xue, Zhihui; Liu, Liya; Zhang, Cui	Regulation of Shoot Apical Meristem and Axillary Meristem Development in Plants	2020	International Journal of Mole...	ago 4
☆	●	📄	Ellison, Evan E.; Nagalakshmi, Ugrappa; Gamo, Maria Elena...	Multiplexed heritable gene editing using RNA viruses and mobile single guide RNAs	2020	Nature Plants	jul 5
☆	●	📄	Vieira, Vanessa; Silva, Eliada; Carvalho Jr, Valdemiro; Lima...	INFLUÊNCIA DO IMPEDIMENTO ESTÉRICO DE LIGANTES ANCILARES EM COMPLEXOS A BASE DE RU APLICADOS E...	2020	Química Nova	jun 3
☆	●	📄	Cunha, Gracielle Oliveira Sabbag; Terezan, Ana Paula...	Antimicrobial activity of isolated compounds and semisynthetic derivatives from Miconia ferruginata	2020	Acta Brasiliensis	mai 31
☆	●	📄	Xu, Kawai; Alves-Santos, Aline Medeiros; Dias, Tiago; Nave...	Grumixama (Eugenia Brasiliensis lam.) cultivated in the cerrado has high content of bioactive compounds and grea...	2020	Ciencia Rural	mai 31
☆	●	📄	Ribeiro Neto, José Antônio; Pimenta Tarôco, Bruna Rena...	Using the plants of Brazilian Cerrado for wound healing: From traditional use to scientific approach	2020	Journal of Ethnopharmaco...	mai 31
☆	●	📄	Suárez, Alírica I.	Chemical constituents from Senefelderopsis croizatii Steyer...	2020	Biochemical Systematics an...	mai 31
☆	●	📄	Dias, Êuder Reis; Freire Dias, Thays de Lima Matos; Alexa...	Flavonoid-rich fraction from Pleroma pereirae (Melastomataceae): Effects on calcium oxalate crystallizati...	2020	European Journal of Integrative ...	mai 31
☆	●	📄	Salatino, Antonio; Ferreira, Marcelo J.P.; Udulutsch, Re...	Fingerprinting of cerrado species based on cork lipophilic constituents	2020	Biochemical Systematics an...	mai 31
☆	●	📄	Ma, Z. F.; Ahmad, J.; Zhang, H.; Khan, I.; Muhammad, S.	Evaluation of phytochemical and medicinal properties of Moringa (Moringa oleifera) as a potential functional food	2020	South African Journal of Botany	mai 31
☆	●	📄	Zhu, Yang; Klasfeld, Samantha; Jeong, Cheol Wo...	Florigen family chromatin recruitment, competition and target genes	2020		mai 31
☆	●	📄	Chang, Hongli; Sun, Fengjie	Temporal distinction between male and female floral organ development in nicotiana tabacum cv. Xanthi (solanaceae)	2020	Plants	mai 31
☆	●	📄	Sloan, Jeremy; Hakenjos, Jana P.; Gebert, Michael; Er...	Structural basis for the complex DNA binding behavior of the plant stem cell regulator WUSCHEL	2020	Nature communications	mai 31
☆	●	📄	Heisler, Marcus; Maizel, Alexis	Plant growth and development: new answers to old questions?	2020	Current Opinion in Plant Biology	mai 31
☆	●	📄	Jha, Priyanka; Ochatt, Sergio J.; Kumar, Vijay	WUSCHEL: a master regulator in plant growth signaling	2020	Plant Cell Reports	mai 31

Details Notes Contents

Type: Journal Article

Regulation of Shoot Apical Meristem and Axillary Meristem Development in P...

Authors: Z. Xue, L. Liu, C. Zhang

 View research catalog entry for this paper

Journal: *International Journal of Molecular Sciences*

Year: 2020
Volume: 21
Issue: 8
Pages: 2917

Abstract:

Plants retain the ability to produce new organs throughout their life cycles. Continuous aboveground organogenesis is achieved by meristems, which are mainly organized, established, and maintained in the shoot apex and leaf axils. This paper will focus on reviewing the recent progress in understanding the regulation of shoot apical meristem and axillary meristem development. We discuss the genetics of plant meristems, the role of plant hormones and environmental factors in meristem development, and the impact of epigenetic factors on meristem organization and function.

Tags:

Mendeley desktop: inserir arquivos de uma pasta

Mendeley Desktop

File Edit View Tools Help

Search... joelma

Mendeley

Literature Search

My Library

- All Documents
- Recently Added
- Recently Read
- Favorites
- Needs Review
- My Publications
- Unsorted
- Fitoquímica
- Pós graduação
- Create Folder...

All Documents Edit Settings

★	●	📄	Authors	Title	Year	Journal	Date
☆	●	📄	Myster, Denise L.; Duronio, Robert J.	Cell cycle: To differentiate or n			
☆	●	📄	McDaniel, Carl N.	Rapid flowering Nicotiana tabac			
☆	●	📄	West, Adam G.; Sharrocks, Andrew D.	MADS-box transcription factors mechanisms for bending DNA			
☆	●	📄	Ferrándiz, Cristina; Pelaez, Soraya; Yanofsky, Martin F	C Control of C Arpel and F Ruit			
☆	●	📄	Riechmann, José Luis; Ito, Toshiro; Meyerowitz, Elliot M.	Non-AUG Initiation of AGAMOU Arabidopsis thaliana			
☆	●	📄	Sawa, S.; Watanabe, K.; Goto, K.; Kanaya, E.; Morita...	Erratum: A meristem and organ encodes a protein with a zinc f			
☆	●	📄	Moon, Yong Hwan; Kang, Hong Cyu; Jung, Ji Young; J...	Determination of the motif resp between the rice APETALA1/AC			
☆	●	📄	Ferrándiz, Cristina; Pelaz, Soraya; Yanofsky, Martin F	CONTROL OF CARPEL AND FRU ARABIDOPSIS			
☆	●	📄	Dewitte, Walter; Chiappetta, Adriana; Azmi, Abdelkrim; Wi...	Dynamics of Cytokinins in Apica Neutral Tobacco during Floral T			
☆	●	📄	Yung, Mei-hing; Schaffer, Robert; Putterill, Jo	Identification of genes express carpel development by mRNA d			
☆	●	📄	Phan, Thi-hai; Just, Daniel; Rothan, Christophe; Bergou...	Molecular and Biochemical Characterization of the Involvement of Cyclin-Dependent Kinase A during the Earl...	1999	Plant physiology	13/05/19
☆	●	📄	Sung, Soon-kee; Yu, Gyung-hee; An, Gynheung	Characterization of MdmADS2, a Member of the SQUAMOSA Subfamily of Genes, in Apple	1999	Plant Physiology	13/05/19
☆	●	📄	Nakagami, Hirofumi; Sekine, Masami; Murakami, Hiroko; S...	Tobacco retinoblastoma-related protein phosphorylated by a distinct cyclin-dependent kinase complex with Cdc2/cyclin ...	1999	Plant Journal	20/03/17
☆	●	📄	Huntley, R P; Murray, J a	The plant cell cycle.	1999	Current Opinion in Plant Biology	20/03/17
☆	●	📄	Pidkowich, Mark S.; Klenz, Jennifer E.; Haughn, George...	The making of a flower: Control of floral meristem identity in Arabidopsis	1999	Trends in Plant Science	20/03/17
☆	●	📄	Samach, Alon; Klenz, Jennifer E.; Kohalmi, Susanne E.; Ris...	The UNUSUAL FLORAL ORGANS gene of Arabidopsis thaliana is an F-box protein required for normal patterning and gro...	1999	Plant Journal	20/03/17

Add Folder

Select the folder you would like to import:

- Name
- > 3D Objects
- > Application Data
- > Contacts
- ▼ Desktop
 - > Artigo Vitor
 - > Artigos para ler e pensar downstream SCI1
 - > Relatório final 2020
 - > SPSS
 - > Textos Africanos
 - ▶ **Trabalhos sobre Lanceolate**
 - ▼ Documents
 - > BioStat 5.0
 - > Fotos cartão celular

Also import from subfolders

OK Cancel

transcriptional regulation of the cell cycle machinery and cell differentiation.

Tags:

Author Keywords:

URL:
Add URL...

Catalog ID:

71% Retrieving documents from folders (0 of 1 - 0% done)

Mendeley desktop: inserir arquivos de uma pasta

Mendeley Desktop

File Edit View Tools Help

Search... joelma

Unsorted

- Fitoquímica
- Pós graduação
 - ABC Model
 - Cell cycle
 - Crispr
 - Floral development
 - Floral meristem
 - Gateway
 - Laceolate**
 - Proteômica
 - Regulatory Elements
 - SUPERMAN
- Create Folder

Filter by Authors

- All
- Aggarwal, Pooja
- Akpinar, Bala A.
- Alptekin, Burcu
- Alvarez, John Paul
- Amsellem, Ziva
- Blum, Eyal
- Brand, Arnon
- Bresso, Edgardo G.
- Budak, Hikmet
- Chatterjee, Nirmalya
- Cohen, Aya Refael
- Davière, Jean Michel
- Debernardi, Juan M.
- Efroni, Idan
- Eshed, Yuval
- Etzioni, Adi

Laceolate

★	●	📄	Authors	Title	Year	Published In	Added
☆	●	📄	Potuschak, Thomas; Palatnik, Javier; Schommer, Carla; Sie...	Inhibition of Arabidopsis thaliana CIN-like TCP transcription factors by Agrobacterium T-DNA-encoded 6B proteins	2020	Plant Journal	12:31
☆	●	📄	Alptekin, Burcu; Akpinar, Bala A.; Budak, Hikmet	A comprehensive prescription for plant miRNA identification	2017	Frontiers in Plant Science	12:31
☆	●	📄		O tomate constrito-alongado: uma nova arquitetura de fruto induzida pela expressão ectópica de LANCEOLATE e alteraç...	2016		12:31
☆	●	📄	Schommer, Carla; Debernardi, Juan M.; Bresso, Edgardo G. ...	Repression of cell proliferation by miR319-regulated TCP4	2014	Molecular Plant	12:31
☆	●	📄	Rodriguez, Ramiro E.; Mecchia, Martin A.; Debernardi, Juan M.; Schommer, Carla; Weigel, Detlef; Palatnik, Javier F.	Control of cell proliferation in Arabidopsis thaliana by RNA miR396	2010	Development	12:31
☆	●	📄		Supplemental Figure 1. Evolutionary relationship of TCP proteins. The evolutionary history of 121 class I and 85 class...	2010		12:31
☆	●	📄	Aggarwal, Pooja; Mainak D.	Identification of specific DNA binding residues in the TCP family of transcription factors in arabidopsis	2010	Plant Cell	12:31
☆	●	📄	Nag, Anwesha; King, Stacey; Jack, Thomas	miR319a targeting of TCP4 is critical for petal growth and development in Arabidopsis	2009	Proceedings of the National Ac...	12:31
☆	●	📄	Ori, Naomi; Cohen, Aya Refael; Etzioni, Adi; Brand, ...	Regulation of LANCEOLATE by miR319 is required for compound-leaf development in tomato	2007	Nature Genetics	fev 17

Details Notes Contents

3 documents selected
Edits will affect all selected documents.

Merge Documents

Type: Journal Article

Title

Authors: Authors

Journal:

Year:

Volume:

Issue:

Pages:

Abstract:

Tags:

Author Keywords:

URL:
Add URL...

Catalog IDs

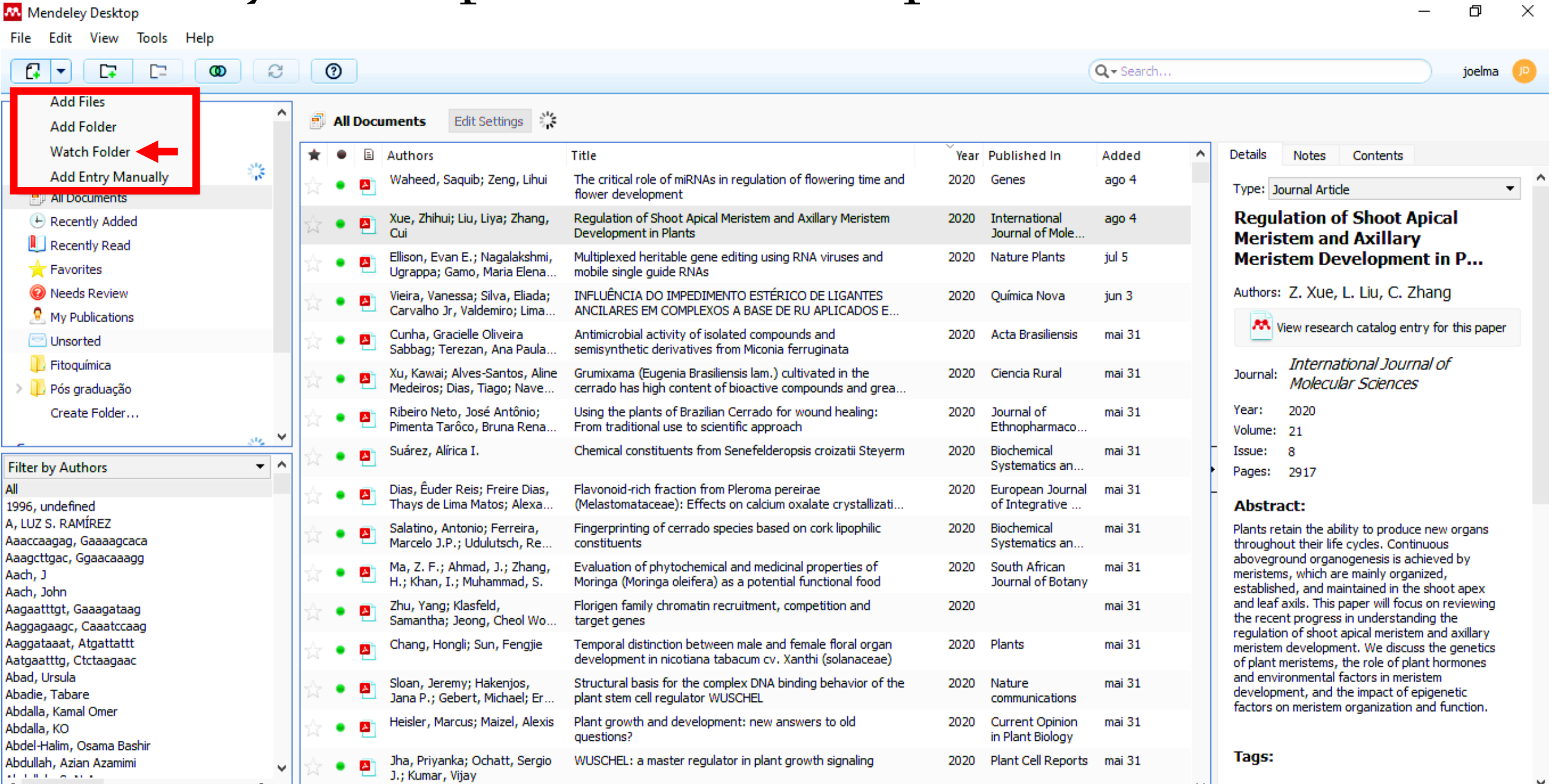
ArXiv ID:

DOI:

PMID:

96% Retrieving documents from folders (0 of 1 - 0% done)

Mendeley desktop: monitorar uma pasta



The screenshot displays the Mendeley Desktop application window. The title bar reads 'Mendeley Desktop'. The menu bar includes 'File', 'Edit', 'View', 'Tools', and 'Help'. The toolbar contains icons for adding files, folders, and watching folders. A red box highlights the 'Watch Folder' option in the 'Add Files' dropdown menu, with a red arrow pointing to it. The main window shows a list of documents under the 'All Documents' tab. The list has columns for Authors, Title, Year, Published In, and Added. The right sidebar shows details for the selected document, including its type (Journal Article), title, authors, journal, year, volume, issue, pages, abstract, and tags.

Add Files
Add Folder
Watch Folder ←
Add Entry Manually

All Documents Edit Settings


★	●	📄	Authors	Title	Year	Published In	Added
☆	●	📄	Waheed, Saquib; Zeng, Lihui	The critical role of miRNAs in regulation of flowering time and flower development	2020	Genes	ago 4
☆	●	📄	Xue, Zhihui; Liu, Liya; Zhang, Cui	Regulation of Shoot Apical Meristem and Axillary Meristem Development in Plants	2020	International Journal of Mole...	ago 4
☆	●	📄	Ellison, Evan E.; Nagalakshmi, Ugrappa; Gamo, Maria Elena...	Multiplexed heritable gene editing using RNA viruses and mobile single guide RNAs	2020	Nature Plants	jul 5
☆	●	📄	Vieira, Vanessa; Silva, Eliada; Carvalho Jr, Valdemiro; Lima...	INFLUÊNCIA DO IMPEDIMENTO ESTÉRICO DE LIGANTES ANCILARES EM COMPLEXOS A BASE DE RU APLICADOS E...	2020	Química Nova	jun 3
☆	●	📄	Cunha, Gracielle Oliveira Sabbag; Terezan, Ana Paula...	Antimicrobial activity of isolated compounds and semisynthetic derivatives from Miconia ferruginata	2020	Acta Brasiliensis	mai 31
☆	●	📄	Xu, Kawai; Alves-Santos, Aline Medeiros; Dias, Tiago; Nave...	Grumixama (Eugenia Brasiliensis lam.) cultivated in the cerrado has high content of bioactive compounds and grea...	2020	Ciencia Rural	mai 31
☆	●	📄	Ribeiro Neto, José Antônio; Pimenta Tarôco, Bruna Rena...	Using the plants of Brazilian Cerrado for wound healing: From traditional use to scientific approach	2020	Journal of Ethnopharmac...	mai 31
☆	●	📄	Suárez, Alirica I.	Chemical constituents from Senefelderopsis croizatii Steyerem	2020	Biochemical Systematics an...	mai 31
☆	●	📄	Dias, Éuder Reis; Freire Dias, Thays de Lima Matos; Alexa...	Flavonoid-rich fraction from Pleroma pereirae (Melastomataceae): Effects on calcium oxalate crystallizati...	2020	European Journal of Integrative ...	mai 31
☆	●	📄	Salatino, Antonio; Ferreira, Marcelo J.P.; Udulutsch, Re...	Fingerprinting of cerrado species based on cork lipophilic constituents	2020	Biochemical Systematics an...	mai 31
☆	●	📄	Ma, Z. F.; Ahmad, J.; Zhang, H.; Khan, I.; Muhammad, S.	Evaluation of phytochemical and medicinal properties of Moringa (Moringa oleifera) as a potential functional food	2020	South African Journal of Botany	mai 31
☆	●	📄	Zhu, Yang; Klasfeld, Samantha; Jeong, Cheol Wo...	Florigen family chromatin recruitment, competition and target genes	2020		mai 31
☆	●	📄	Chang, Hongli; Sun, Fengjie	Temporal distinction between male and female floral organ development in nicotiana tabacum cv. Xanthi (solanaceae)	2020	Plants	mai 31
☆	●	📄	Sloan, Jeremy; Hakenjos, Jana P.; Gebert, Michael; Er...	Structural basis for the complex DNA binding behavior of the plant stem cell regulator WUSCHEL	2020	Nature communications	mai 31
☆	●	📄	Heisler, Marcus; Maizel, Alexis	Plant growth and development: new answers to old questions?	2020	Current Opinion in Plant Biology	mai 31
☆	●	📄	Jha, Priyanka; Ochatt, Sergio J.; Kumar, Vijay	WUSCHEL: a master regulator in plant growth signaling	2020	Plant Cell Reports	mai 31

Details Notes Contents

Type: Journal Article

Regulation of Shoot Apical Meristem and Axillary Meristem Development in P...

Authors: Z. Xue, L. Liu, C. Zhang

 View research catalog entry for this paper

Journal: *International Journal of Molecular Sciences*

Year: 2020
Volume: 21
Issue: 8
Pages: 2917

Abstract:
Plants retain the ability to produce new organs throughout their life cycles. Continuous aboveground organogenesis is achieved by meristems, which are mainly organized, established, and maintained in the shoot apex and leaf axils. This paper will focus on reviewing the recent progress in understanding the regulation of shoot apical meristem and axillary meristem development. We discuss the genetics of plant meristems, the role of plant hormones and environmental factors in meristem development, and the impact of epigenetic factors on meristem organization and function.

Tags:

Mendeley desktop: monitorando pasta

The screenshot shows the Mendeley Desktop interface. The main window displays a list of documents in the 'All Documents' view. An 'Options' dialog box is open, showing the 'Watched Folders' tab. The dialog box contains a list of folders with checkboxes to indicate which ones Mendeley should monitor. The 'Artigos' folder is checked, and a red arrow points to it. The status bar at the bottom indicates '96% Retrieving documents from folders (0 of 1 - 0% done)'.

Mendeley Desktop
File Edit View Tools Help

Search... joelma

My Library

- All Documents
- Recently Added
- Recently Read
- Favorites
- Needs Review
- My Publications
- Unsorted
- Fitoquímica
- Pós graduação
 - ABC Model
 - Cell cycle
 - Crispr
 - Floral development

Filter by Authors

All
1996, undefined
A, LUZ S. RAMÍREZ
Aaaccaagag, Gaaaagcaca
Aaagcttgac, Ggaacaaag
Aach, J
Aach, John
Aagaattgt, Gaaagataag
Aaggagaagc, Caaatccaag
Aaggataaat, Atgattatt
Aatgaatttg, Cctcaagaac
Abad, Ursula
Abadie, Tabare
Abdalla, Kamal Omer
Abdalla, KO
Abdel-Halim, Osama Bashir
Abdullah, Azian Azamimi

All Documents Edit Settings

★	●	📄	Authors	Title
☆	●	📄	Potuschak, Thomas; Palatnik, Javier; Schommer, Carla; Si...	Inhibition of Arabidopsis thaliana CIM factors by Agrobacterium T-DNA-en...
☆	●	📄	Sloan, Jeremy; Hakenjos, Jana P.; Gebert, Michael; Er...	Structural basis for the complex DNA the plant stem cell regulator WUSCH
☆	●	📄	Ma, Z. F.; Ahmad, J.; Zhang, H.; Khan, I.; Muhammad, S.	Evaluation of phytochemical and me Moringa (Moringa oleifera) as a pote
☆	●	📄	Zhu, Yang; Klasfeld, Samantha; Jeong, Cheol W...	Florigen family chromatin recruitmen target genes
☆	●	📄	Chang, Wenwen; Guo, Yinghui; Zhang, Hao; Liu, Xi...	Same Actor in Different Stages: Gen Meristem Maintenance and Floral Me
☆	●	📄	Ellison, Evan E.; Nagalakshmi, Ugrappa; Gamo, Maria Elen...	Multiplexed heritable gene editing us mobile single guide RNAs
☆	●	📄	Wang, Ping; Nolan, Trevor M.; Yin, Yanhai; Bassham, D...	Identification of transcription factors expression and autophagy in Arabid
☆	●	📄	Ribeiro Neto, José Antônio; Pimenta Tarôco, Bruna Ren...	Using the plants of Brazilian Cerrado From traditional use to scientific app
☆	●	📄	Chang, Hongli; Sun, Fengjie	Temporal distinction between male a development in nicotiana tabacum c
☆	●	📄	Salatino, Antonio; Ferreira, Marcelo J.P.; Udulutsch, Re...	Fingerprinting of cerrado species ba constituents
☆	●	📄	Heisler, Marcus; Maizel, Alexis	Plant growth and development: new questions?
☆	●	📄	Jha, Priyanka; Ochatt, Sergio J.; Kumar, Vijay	WUSCHEL: a master regulator in pla
☆	●	📄	Cunha, Gracielle Oliveira Sabbag; Terezana, Ana Paul...	Antimicrobial activity of isolated com semisynthetic derivatives from Micor
☆	●	📄	Suárez, Alírica I.	Chemical constituents from Senefeld Steyerm
☆	●	📄	Becker, Annette	A molecular update on the origin of t
☆	●	📄	Xue, Zhihui; Liu, Liya; Zhang, Cui	Regulation of Shoot Apical Meristem and Axillary Meristem Development in Plants

Options

Document Details File Organizer Watched Folders BibTeX Zotero Connection

Tick the folders you want Mendeley to watch. Any new PDFs in these folders will be imported into Mendeley automatically.

Name

- > Fotos whats
- > Graduação
- > Imagens
- > Livros diversos
- ▼ **Mestrado**
 - > **Artigos**
 - > arvoreWUS
 - > CD Iniciação Científica da Francine
 - > Construções virtuais
 - > Digestões
 - > Documentos para mestrado
 - > Ensaio de luciferase
 - > Exame de qualificação
 - > fiji-win64
 - > Gateway
 - > Genes clonados
 - > Imagens
 - > Livros

OK Cancel Apply

96% Retrieving documents from folders (0 of 1 - 0% done)

Mendeley desktop: Checando informações

The screenshot shows the Mendeley Desktop application window. The title bar reads 'Mendeley Desktop' and the menu bar includes 'File', 'Edit', 'View', 'Tools', and 'Help'. A search bar is located in the top right corner with the text 'Search...' and the user's name 'joelma' next to it. On the left side, there is a sidebar with a 'Needs Review' section highlighted by a red arrow. Below this, there is a 'Filter by Authors' list. The main area displays a table of documents that need review.

★	●	📄	Authors	Title	Year	Published In	Added
☆	●		Bencivenga, Stefano; Serrano-Mislata, Antonio; Bush, Max; Fox, Samantha; Sabl...	Control of Oriented Tissue Growth through Repression of Organ Boundary Genes Promotes Stem Morphogenesis	2016	Developmental Cell	ago 18
☆	●		Brumos, Javier; Robles, Linda M.; Yun, Jeonga; Vu, Thien C.; Jackson, Savannah;...	Local Auxin Biosynthesis Is a Key Regulator of Plant Development	2018	Developmental Cell	ago 18
☆	●		Zhang, Tian Qj; Lian, Heng; Zhou, Chuan Miao; Xu, Lin; Jiao, Yuling; Wang, Jia Wei	A two-step model for de novo activation of wuschel during plant shoot regeneration	2017	Plant Cell	ago 18
☆	●	📄	Galli, Mary; Gallavotti, Andrea	Expanding the Regulatory Network for Meristem Size in Plants	2016	Trends in Genetics	ago 17
☆	●	📄	Galli, Mary; Gallavotti, Andrea	Expanding the Regulatory Network for Meristem Size in Plants	2016	Trends in Genetics	ago 6
☆	●			Expanding the Regulatory Network for Meristem Size in Plants Elsevier Enhanced Reader			ago 6
☆	●	📄	Figure, S	Supplementary Files Figure S2			mai 31
☆	●	📄		Supplemental_Material artigo Non canonical auxin-sensing.pdf			13/07/19
☆	●	📄	Growth, Plant	Supporting Information			13/05/19
☆	●	📄	Examples, Good	Supporting Information	2004		13/05/19
☆	●		Endrizzi, K; Moussian, B; Haecker, A; ..., JZ Levin - The plant; 1996, undefined	for maintenance of undifferentiated cells in Arabidopsis shoot and floral meristems and acts at a different regulatory level than the meristem genes WUSCHEL and ZWILLE		Wiley Online Library	ago 18

Document details may contain errors

97% ✖ Completed 35 of 35 tasks

Mendeley desktop: Checando informações

Mendeley Desktop
File Edit View Tools Help

Search...

Mendeley
Literature Search

My Library
All Documents
Recently Added
Recently Read
Favorites
Needs Review
My Publications
Unsorted
Fitoquímica
Pós graduação
Create Folder...

Needs Review

★	●	📄	Authors	Title	Year	Published In	Added
☆	●		Bencivenga, Stefano; Serrano-Mislata, Antonio; Bu...	Control of Oriented Tissue Growth through Repression of Organ Boundary Genes Promotes Stem Morphogenesis	2016	Developmental Cell	ago 18
☆	●		Zhang, Tian Qi; Lian, Heng; Zhou, Chuan Miao; Xu, Lin; J...	A two-step model for de novo activation of wuschel during plant shoot regeneration	2017	Plant Cell	ago 18
☆	●			Expanding the Regulatory Network for Meristem Size in Plants Elsevier Enhanced Reader			ago 6
☆	●		Endrizzi, K; Moussian, B; Haecker, A; ..., JZ Levin - Th...	for maintenance of undifferentiated cells in Arabidopsis shoot and floral meristems and acts at a different regulato...		Wiley Online Library	ago 18
☆	●	📄	Galli, Mary; Gallavotti, Andrea	Expanding the Regulatory Network for Meristem Size in Plants	2016	Trends in Genetics	ago 17
☆	●	📄	Galli, Mary; Gallavotti, Andrea	Expanding the Regulatory Network for Meristem Size in Plants	2016	Trends in Genetics	ago 6
☆	●	📄	Figure, S	Supplementary Files Figure S2			mai 31
☆	●	📄		Supplemental_Material artigo Non canonical auxin-sensing.pdf			13/07/19
☆	●	📄	Growth, Plant	Supporting Information			13/05/19
☆	●	📄	Examples, Good	Supporting Information	2004		13/05/19

Details Notes Contents

These details need reviewing. You can mark them as correct, or search the Mendeley catalog.
Details are Correct Search

Type: Generic

Expanding the Regulatory Network for Meristem Size in Plants

Authors: M. Galli, A. Gallavotti

View research catalog entry for this paper

Publication: *Trends in Genetics*

Year: 2016
Volume: 32
Issue: 6
Pages: 372-383

Abstract:
The remarkable plasticity of post-embryonic plant development is due to groups of stem-cell-containing structures called meristems. In the shoot, meristems continuously produce organs such as leaves, flowers, and stems. Nearly two decades ago the WUSCHEL/CLAVATA (WUS/CLV) negative feedback loop was established as being essential for regulating the size of shoot meristems by maintaining a delicate balance between stem cell proliferation and cell recruitment for the differentiation of lateral primordia. Recent research in various model species (Arabidopsis, tomato, maize, and rice) has led to discoveries of additional components

98% Completed 51 of 51 tasks

Mendeley desktop: Checando informações

The screenshot shows the Mendeley Desktop application interface. At the top, there is a menu bar with 'File', 'Edit', 'View', 'Go', 'Tools', and 'Help'. Below the menu is a toolbar with various icons for document manipulation. A search bar is located in the top right corner, with the text 'Search...' and a user profile icon labeled 'joelma'. The main window displays a document preview of a review article. The article title is 'Expanding the Regulatory Network for Meristem Size in Plants' by Mary Galli and Andrea Gallavotti. The journal is 'Trends in Genetics', published in 2016. The abstract discusses the plasticity of post-embryonic plant development and the role of meristems. A sidebar on the right provides detailed metadata for the document, including the type (Generic), authors, publication information, and an abstract. A yellow warning banner at the top of the sidebar indicates that the details need reviewing.

Mendeley Desktop

File Edit View Go Tools Help

Search... joelma

My Library Expanding the Regulat...

Trends in Genetics

CellPress

Review

Expanding the Regulatory Network for Meristem Size in Plants

Mary Galli¹ and Andrea Gallavotti^{1,2,*}

The remarkable plasticity of post-embryonic plant development is due to groups of stem-cell-containing structures called meristems. In the shoot, meristems continuously produce organs such as leaves, flowers, and stems. Nearly two decades ago the WUSCHEL/CLAVATA (WUS/CLV) negative feedback loop was established as being essential for regulating the size of shoot meristems by maintaining a delicate balance between stem cell proliferation and cell recruitment for the differentiation of lateral primordia. Recent research in various model

Trends

Recent studies have uncovered the influence of post-translational regulation in controlling the movement of WUS from the OC to the CZ, and the trafficking of CLV1 from the plasma membrane to endosomal compartments, as well as the enzymes respon-

Details Notes Contents

These details need reviewing. You can mark them as correct, or search the Mendeley catalog.

Details are Correct Search

Type: Generic

Expanding the Regulatory Network for Meristem Size in Plants

Authors: M. Galli, A. Gallavotti

View research catalog entry for this paper

Publication: *Trends in Genetics*

Year: 2016

Volume: 32

Issue: 6

Pages: 372-383

Abstract:

The remarkable plasticity of post-embryonic plant development is due to groups of stem-cell-containing structures called meristems. In the shoot, meristems continuously produce organs such as leaves, flowers, and stems. Nearly two decades ago the WUSCHEL/CLAVATA (WUS/CLV) negative feedback loop was established as being essential for regulating the size of shoot meristems by maintaining a delicate balance between stem cell proliferation and cell recruitment for the differentiation of lateral primordia. Recent research in various model species (Arabidopsis, tomato, maize, and rice)

98% X Completed 51 of 51 tasks

Mendeley desktop: Checando informações

The screenshot shows the Mendeley Desktop application window. The main window displays a list of items, with one item selected and its details shown in a right-hand pane. The selected item is a journal article titled "Expanding the Regulatory Network for Meristem Size in Plants" by M. Galli and A. Gallavotti. The article is published in "Trends in Genetics", June 2016, Vol. 32, No. 6. The DOI is 10.1016/j.tig.2016.04.001. The article is marked as needing review, with a yellow banner at the top of the details pane stating "These details need reviewing. You can mark them as correct, or search the Mendeley catalog." The details pane also shows the publication information: "Publication: Trends in Genetics", "Year: 2016", "Volume: 32", "Issue: 6", and "Pages: 372-383". The abstract is also visible. The main window shows the article's text, including a section titled "Box 1. Plant Architecture".

372 Trends in Genetics, June 2016, Vol. 32, No. 6
© 2016 Elsevier Ltd. All rights reserved. <http://dx.doi.org/10.1016/j.tig.2016.04.001>

Trends in Genetics

Box 1. Plant Architecture

The body plan of a plant shoot is established by primary and secondary axes of growth. The primary axis of growth is determined by the embryonically formed SAM (and subsequently by the IM). AMs form at the axils of true or modified leaves and establish secondary axes of growth such as branches and flowers. Based on their ability to sustain growth, meristems are generally distinguished as indeterminate, when they continuously maintain their structure and reiteratively form lateral primordia (i.e., in the case of branching), or determinate, whereby they terminate in a differentiated structure (i.e., flower). In addition, meristems can become quiescent after forming a few protective leaves (i.e., buds). The SAM is an indeterminate meristem, while IMs and AMs can be either indeterminate or determinate depending on the species and the developmental stage. The number, position, and fate (indeterminate, determinate, or quiescent) of meristems are key determinants of plant architecture and a major source of variability in the architecture of different plant species because they control if, where, and how branches and flowers are formed during both vegetative and reproductive development. Simplified diagrams of the architecture of species mentioned in this review are provided in [Figure 1](#).

In *Arabidopsis*, during vegetative development, the SAM forms a rosette of leaves centered around a short stem at the base of the plant. At the transition to flowering, the SAM produces an elongated stem and acquires the identity of an IM that eventually tops the stem and forms a series of regularly arranged IMs (see also [Figure 1](#) in main text). In rice, SAM

Details Notes Contents

These details need reviewing. You can mark them as correct, or search the Mendeley catalog.

Details are Correct Search

Type: Generic

Expanding the Regulatory Network for Meristem Size in Plants

Authors: M. Galli, A. Gallavotti

View research catalog entry for this paper

Publication: *Trends in Genetics*

Year: 2016

Volume: 32

Issue: 6

Pages: 372-383

Abstract:

The remarkable plasticity of post-embryonic plant development is due to groups of stem-cell-containing structures called meristems. In the shoot, meristems continuously produce organs such as leaves, flowers, and stems. Nearly two decades ago the WUSCHEL/CLAVATA (WUS/CLV) negative feedback loop was established as being essential for regulating the size of shoot meristems by maintaining a delicate balance between stem cell proliferation and cell recruitment for the differentiation of lateral primordia. Recent research in various model species (*Arabidopsis*, tomato, maize, and rice)

Day: 1

Month: junho

Publisher: Elsevier Ltd

Type of Work:

URL: <http://dx.doi.org/10.1016/j.tig.2016.04.001>

Add URL...

Catalog IDs

DOI: 10.1016/j.tig.2016.04.001

ISSN: 13624555

Files: Galli, Gallavotti - 2016 - Expanding the Re...

Add File...

Other Settings

Unpublished work - exclude from Mendeley Web catalog

Monocots: group of flowering plants

98% X Completed 51 of 51 tasks

Mendeley desktop: Checando informações

The screenshot shows the Mendeley Desktop application window. The main area displays a document preview with the following text: "a small population of stem cells (~35 cells in *Arabidopsis* [4]) is maintained and undergoes" and "372 Trends in Genetics, June 2016, Vol. 32, No. 6 <http://dx.doi.org/10.1016/j.tig.2016.04.001> © 2016 Elsevier Ltd. All rights reserved." The sidebar on the right shows the document's details, including the month (junho), publisher (Elsevier Ltd), URL, and catalog IDs. A yellow warning box at the top of the sidebar states: "These details need reviewing. You can mark them as correct, or search the Mendeley catalog." Below this box are two buttons: "Details are Correct" and "Search". A red arrow points to the "Details are Correct" button. Another red arrow points to a green checkmark icon next to the DOI field in the "Catalog IDs" section. The status bar at the bottom indicates "98% Completed 54 of 54 tasks".

Mendeley desktop: duplicações

The screenshot shows the Mendeley Desktop interface. The main window displays a list of references under the 'Needs Review' tab. Two red arrows point to duplicate entries for the article 'Expanding the Regulatory Network for Meristem Size in Plants' by Galli, Mary; Gallavotti, Andrea, published in Trends in Genetics in 2016. The first entry was added 'ago 17' and the second 'ago 6'. The right-hand pane shows the details for the selected entry, including the title, authors, publication information, and an abstract.

Needs Review

★	●	📄	Authors	Title	Year	Published In	Added
☆	●		Bencivenga, Stefano; Serrano-Mislata, Antonio; Bu...	Control of Oriented Tissue Growth through Repression of Organ Boundary Genes Promotes Stem Morphogenesis	2016	Developmental Cell	ago 18
☆	●		Zhang, Tian Qi; Lian, Heng; Zhou, Chuan Miao; Xu, Lin; J...	A two-step model for de novo activation of wuschel during plant shoot regeneration	2017	Plant Cell	ago 18
☆	●			Expanding the Regulatory Network for Meristem Size in Plants Elsevier Enhanced Reader			ago 6
☆	●		Endrizzi, K; Moussian, B; Haecker, A; ..., JZ Levin - Th...	for maintenance of undifferentiated cells in Arabidopsis shoot and floral meristems and acts at a different regulato...		Wiley Online Library	ago 18
☆	●	📄	Galli, Mary; Gallavotti, Andrea	Expanding the Regulatory Network for Meristem Size in Plants	2016	Trends in Genetics	ago 17
☆	●	📄	Galli, Mary; Gallavotti, Andrea	Expanding the Regulatory Network for Meristem Size in Plants	2016	Trends in Genetics	ago 6
☆	●	📄	Figure, S	Supplementary Files Figure S2			mai 31
☆	●	📄		Supplemental_Material artigo Non canonical auxin-sensing.pdf			13/07/19
☆	●	📄	Growth, Plant	Supporting Information			13/05/19
☆	●	📄	Examples, Good	Supporting Information	2004		13/05/19

Details | Notes | Contents

These details need reviewing. You can mark them as correct, or search the Mendeley catalog.

Details are Correct | Search

Type: Generic

Expanding the Regulatory Network for Meristem Size in Plants

Authors: M. Galli, A. Gallavotti

View research catalog entry for this paper

Publication: *Trends in Genetics*

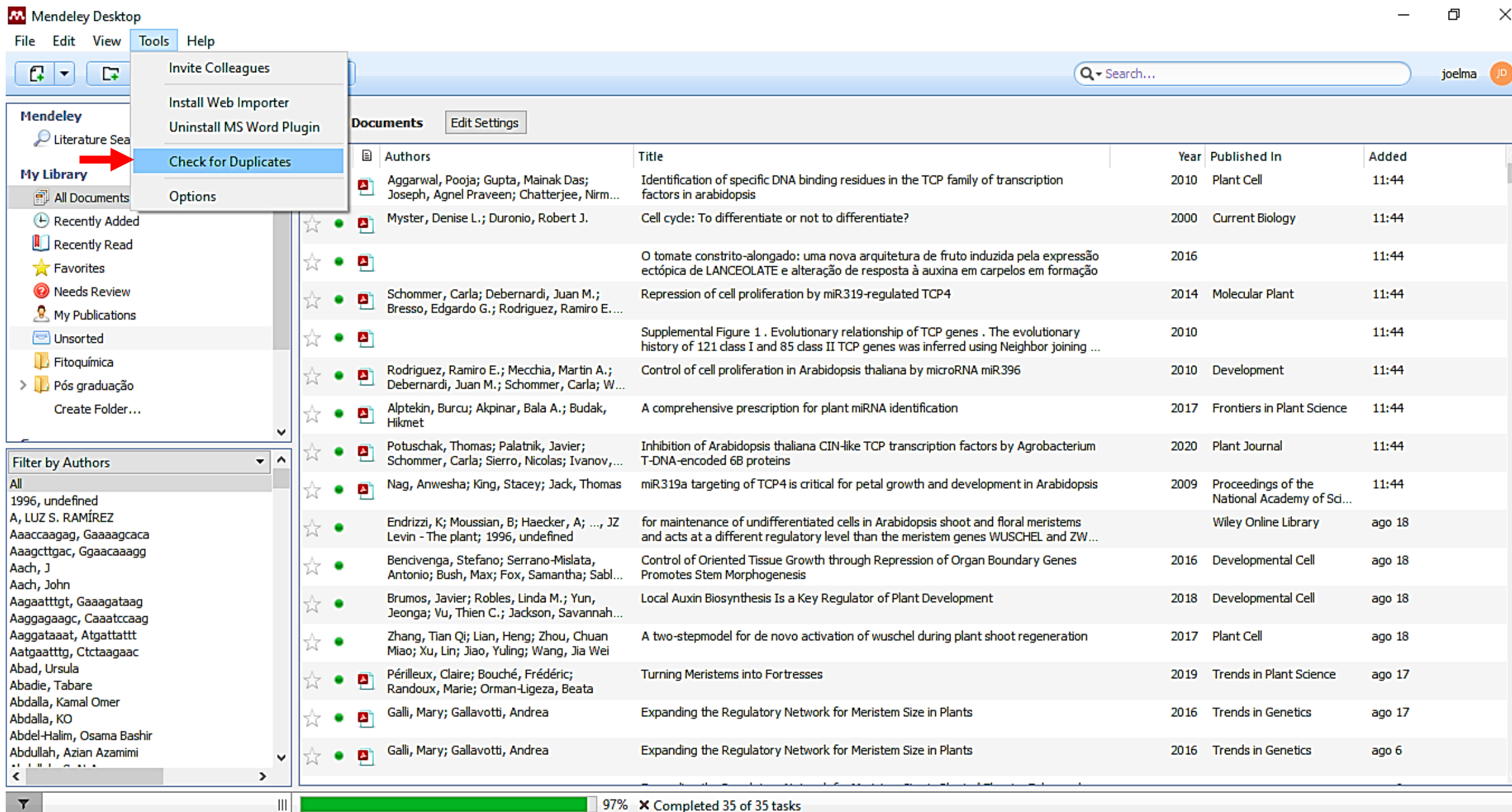
Year: 2016
Volume: 32
Issue: 6
Pages: 372-383

Abstract:

The remarkable plasticity of post-embryonic plant development is due to groups of stem-cell-containing structures called meristems. In the shoot, meristems continuously produce organs such as leaves, flowers, and stems. Nearly two decades ago the WUSCHEL/CLAVATA (WUS/CLV) negative feedback loop was established as being essential for regulating the size of shoot meristems by maintaining a delicate balance between stem cell proliferation and cell recruitment for the differentiation of lateral primordia. Recent research in various model species (Arabidopsis, tomato, maize, and rice) has led to discoveries of additional components

98% x Completed 51 of 51 tasks

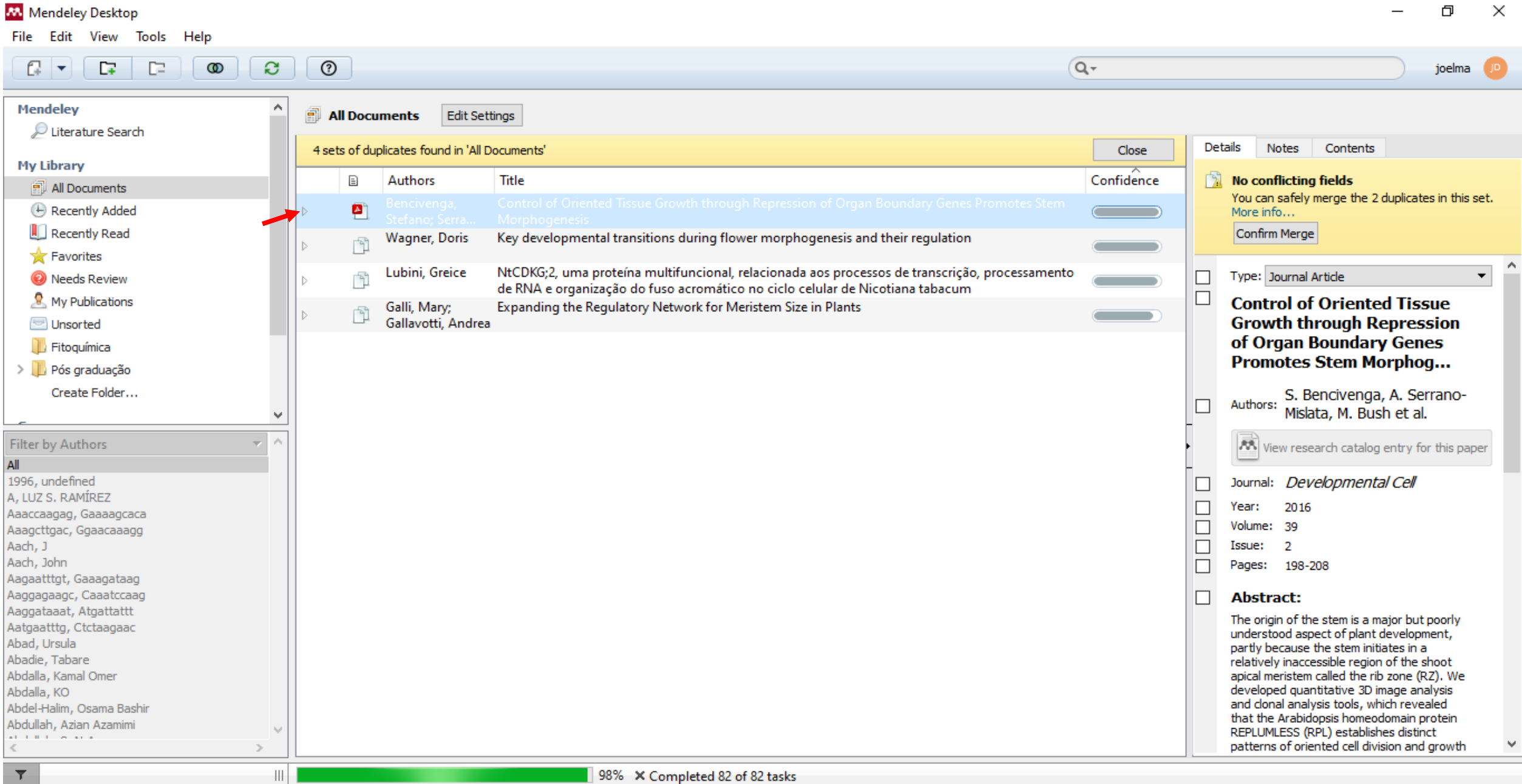
Mendeley desktop: checando duplicações



The screenshot shows the Mendeley Desktop application interface. The 'Tools' menu is open, and the 'Check for Duplicates' option is highlighted with a red arrow. The main window displays a list of documents with the following columns: Authors, Title, Year, Published In, and Added. The list contains 18 entries, including titles like 'Identification of specific DNA binding residues in the TCP family of transcription factors in arabidopsis' and 'Cell cycle: To differentiate or not to differentiate?'. The status bar at the bottom indicates '97%' completion and 'Completed 35 of 35 tasks'.

Authors	Title	Year	Published In	Added
Aggarwal, Pooja; Gupta, Mainak Das; Joseph, Agnel Praveen; Chatterjee, Nirm...	Identification of specific DNA binding residues in the TCP family of transcription factors in arabidopsis	2010	Plant Cell	11:44
Myster, Denise L.; Duronio, Robert J.	Cell cycle: To differentiate or not to differentiate?	2000	Current Biology	11:44
	O tomate constrito-alongado: uma nova arquitetura de fruto induzida pela expressão ectópica de LANCEOLATE e alteração de resposta à auxina em carpelos em formação	2016		11:44
Schommer, Carla; Debernardi, Juan M.; Bresso, Edgardo G.; Rodriguez, Ramiro E....	Repression of cell proliferation by miR319-regulated TCP4	2014	Molecular Plant	11:44
	Supplemental Figure 1 . Evolutionary relationship of TCP genes . The evolutionary history of 121 class I and 85 class II TCP genes was inferred using Neighbor joining ...	2010		11:44
Rodriguez, Ramiro E.; Mecchia, Martin A.; Debernardi, Juan M.; Schommer, Carla; W...	Control of cell proliferation in Arabidopsis thaliana by microRNA miR396	2010	Development	11:44
Alptekin, Burcu; Akpinar, Bala A.; Budak, Hikmet	A comprehensive prescription for plant miRNA identification	2017	Frontiers in Plant Science	11:44
Potuschak, Thomas; Palatnik, Javier; Schommer, Carla; Sierro, Nicolas; Ivanov,...	Inhibition of Arabidopsis thaliana CIN-like TCP transcription factors by Agrobacterium T-DNA-encoded 6B proteins	2020	Plant Journal	11:44
Nag, Anwasha; King, Stacey; Jack, Thomas	miR319a targeting of TCP4 is critical for petal growth and development in Arabidopsis	2009	Proceedings of the National Academy of Sci...	11:44
Endrizzi, K; Moussian, B; Haecker, A; ..., JZ Levin - The plant; 1996, undefined	for maintenance of undifferentiated cells in Arabidopsis shoot and floral meristems and acts at a different regulatory level than the meristem genes WUSCHEL and ZW...		Wiley Online Library	ago 18
Bencivenga, Stefano; Serrano-Mislata, Antonio; Bush, Max; Fox, Samantha; Sabl...	Control of Oriented Tissue Growth through Repression of Organ Boundary Genes Promotes Stem Morphogenesis	2016	Developmental Cell	ago 18
Brumos, Javier; Robles, Linda M.; Yun, Jeonga; Vu, Thien C.; Jackson, Savannah...	Local Auxin Biosynthesis Is a Key Regulator of Plant Development	2018	Developmental Cell	ago 18
Zhang, Tian Qi; Lian, Heng; Zhou, Chuan Miao; Xu, Lin; Jiao, Yuling; Wang, Jia Wei	A two-step model for de novo activation of wuschel during plant shoot regeneration	2017	Plant Cell	ago 18
Périlleux, Claire; Bouché, Frédéric; Randoux, Marie; Orman-Ligeza, Beata	Turning Meristems into Fortresses	2019	Trends in Plant Science	ago 17
Galli, Mary; Gallavotti, Andrea	Expanding the Regulatory Network for Meristem Size in Plants	2016	Trends in Genetics	ago 17
Galli, Mary; Gallavotti, Andrea	Expanding the Regulatory Network for Meristem Size in Plants	2016	Trends in Genetics	ago 6

Mendeley desktop: checando duplicações



The screenshot shows the Mendeley Desktop interface. At the top, the title bar reads "Mendeley Desktop" with standard window controls. Below it is a menu bar (File, Edit, View, Tools, Help) and a toolbar with icons for file operations and a search bar. The main window is titled "All Documents" and displays a yellow warning banner: "4 sets of duplicates found in 'All Documents'". Below this is a table of duplicate entries:

	Authors	Title	Confidence
	Bencivenga, Stefano; Serrano-Mislata, M. Bush et al.	Control of Oriented Tissue Growth through Repression of Organ Boundary Genes Promotes Stem Morphogenesis	<input type="range"/>
	Wagner, Doris	Key developmental transitions during flower morphogenesis and their regulation	<input type="range"/>
	Lubini, Greice	NtCDKG;2, uma proteína multifuncional, relacionada aos processos de transcrição, processamento de RNA e organização do fuso acromático no ciclo celular de Nicotiana tabacum	<input type="range"/>
	Galli, Mary; Gallavotti, Andrea	Expanding the Regulatory Network for Meristem Size in Plants	<input type="range"/>

A red arrow points to the first row of the table. To the right of the table is a "Details" panel for the selected entry, showing a yellow message: "No conflicting fields. You can safely merge the 2 duplicates in this set. More info... Confirm Merge". Below this, the entry details are displayed: Type: Journal Article, Title: Control of Oriented Tissue Growth through Repression of Organ Boundary Genes Promotes Stem Morphog..., Authors: S. Bencivenga, A. Serrano-Mislata, M. Bush et al., Journal: Developmental Cell, Year: 2016, Volume: 39, Issue: 2, Pages: 198-208. An abstract is also visible at the bottom of the details panel.

At the bottom of the screen, a taskbar shows a green progress bar at 98% and the text "Completed 82 of 82 tasks".

Mendeley desktop: checando duplicações

Mendeley Desktop

File Edit View Tools Help

Mendeley

Literature Search

My Library

- All Documents
- Recently Added
- Recently Read
- Favorites
- Needs Review
- My Publications
- Unsorted
- Fitoquímica
- Pós graduação
- Create Folder...

Filter by Authors

All

- 1996, undefined
- A, LUZ S. RAMÍREZ
- Aaaccaagag, Gaaaagcaca
- Aaagcttgac, Ggaacaaagg
- Aach, J
- Aach, John
- Aagaatttgt, Gaaagataag
- Aaggagaagc, Caaatccaag
- Aagataaat, Atgattatt
- Aatgaatttg, Ctctaagaac
- Abad, Ursula
- Abadie, Tabare
- Abdalla, Kamal Omer
- Abdalla, KO
- Abdel-Halim, Osama Bashir
- Abdullah, Azian Azamimi

All Documents Edit Settings

4 sets of duplicates found in 'All Documents' Close

	Authors	Title	Confidence
<input checked="" type="checkbox"/>	Bencivenga, Stefano; Serra...	Control of Oriented Tissue Growth through Repression of Organ Boundary Genes Promotes Stem Morphogenesis	
<input checked="" type="checkbox"/>	Bencivenga, Stefano; Serra...	Control of Oriented Tissue Growth through Repression of Organ Boundary Genes Promotes Stem Morphogenesis	
<input checked="" type="checkbox"/>	Bencivenga, Stefano; Serra...	Control of Oriented Tissue Growth through Repression of Organ Boundary Genes Promotes Stem Morphogenesis	
<input type="checkbox"/>	Wagner, Doris	Key developmental transitions during flower morphogenesis and their regulation	
<input type="checkbox"/>	Lubini, Greice	NtCDKG;2, uma proteína multifuncional, relacionada aos processos de transcrição, processamento de RNA e organização do fuso acromático no ciclo celular de Nicotiana tabacum	
<input type="checkbox"/>	Galli, Mary; Gallavotti, Andrea	Expanding the Regulatory Network for Meristem Size in Plants	

Details Notes Contents

No conflicting fields
You can safely merge the 2 duplicates in this set.
[More info...](#)

Type: Journal Article

Control of Oriented Tissue Growth through Repression of Organ Boundary Genes Promotes Stem Morphog...

Authors: S. Bencivenga, A. Serrano-Mislata, M. Bush et al.

Journal: *Developmental Cell*

Year: 2016

Volume: 39

Issue: 2

Pages: 198-208

Abstract:
The origin of the stem is a major but poorly understood aspect of plant development, partly because the stem initiates in a relatively inaccessible region of the shoot apical meristem called the rib zone (RZ). We developed quantitative 3D image analysis and clonal analysis tools, which revealed that the Arabidopsis homeodomain protein REPLUMLESS (RPL) establishes distinct patterns of oriented cell division and growth

98% X Completed 82 of 82 tasks

Mendeley desktop: lendo e anotando artigos

The screenshot displays the Mendeley Desktop application window. The main pane shows a journal article with the title "Molecular and regulatory mechanisms controlling floral organ development" and authors "D. Stewart, E. Graciet, F. We...". The article text is partially highlighted in yellow. A note is visible over the text, attributed to "joelma de oliveira" and dated "Just now", with the content "Um bom artigo para usar na introdução". The right sidebar contains metadata for the article, including the journal name "The FEBS Journal", year "2016", volume "283", issue "10", and pages "1823-1830". The sidebar also has tabs for "Details", "Notes", and "Contents". A search bar is visible at the top right of the sidebar area. The window title bar shows "Mendeley Desktop" and the user name "joelma".

underlie their activities.

doi:10.1111/febs.13640

Introduction

Over the past three decades, flower development has served as one of the main model systems to study the genetic and molecular mechanisms that control organogenesis in plants. This work has attracted much attention for at least three reasons. First, flowers contain the reproductive organs of angiosperms, the largest group of land plants, and thus are of pivotal importance for biology. Second, because much of the food humans and their livestock consume is directly produced by flowers, they are of considerable agricultural and economic importance so that research on flowers has substantial translational potential. Lastly, although a common blueprint underlies the structure of flowers and the different organ types they contain are largely conserved, flowers of different angiosperms do exhibit a great degree of variation in size, symmetry

(which can be radial or bilateral), organ number, organ arrangement (either in a whorled or in a spiral pattern) as well as organ morphology. Therefore, in addition to being an excellent model system for studying genetic principles that govern the development of flowers, research into flower form and function provides a window into evolutionary mechanisms that have shaped the diversity of plants. Processes to be investigated include the molecular mechanisms especially relevant in the light of the enigmatic evolutionary origin of flowers and the dramatic diversification of angiosperms during the early Cretaceous, which is thought to have been driven at least in part by the emergence of new floral traits [1,2].

Research on flower development was initially based almost exclusively on genetics and molecular biology methods and led to the identification of many key

joelma de oliveira Just now
Um bom artigo para usar na introdução

Details Notes Contents

Type: Journal Article

Molecular and regulatory mechanisms controlling floral organ development

Authors: D. Stewart, E. Graciet, F. We...

View research catalog entry for this paper

Journal: *The FEBS Journal*

Year: 2016

Volume: 283

Issue: 10

Pages: 1823-1830

Abstract:

Tags:

Author Keywords:
arabidopsis; flower development; gene; mads domain; organ; regulatory networks

Month:
maio

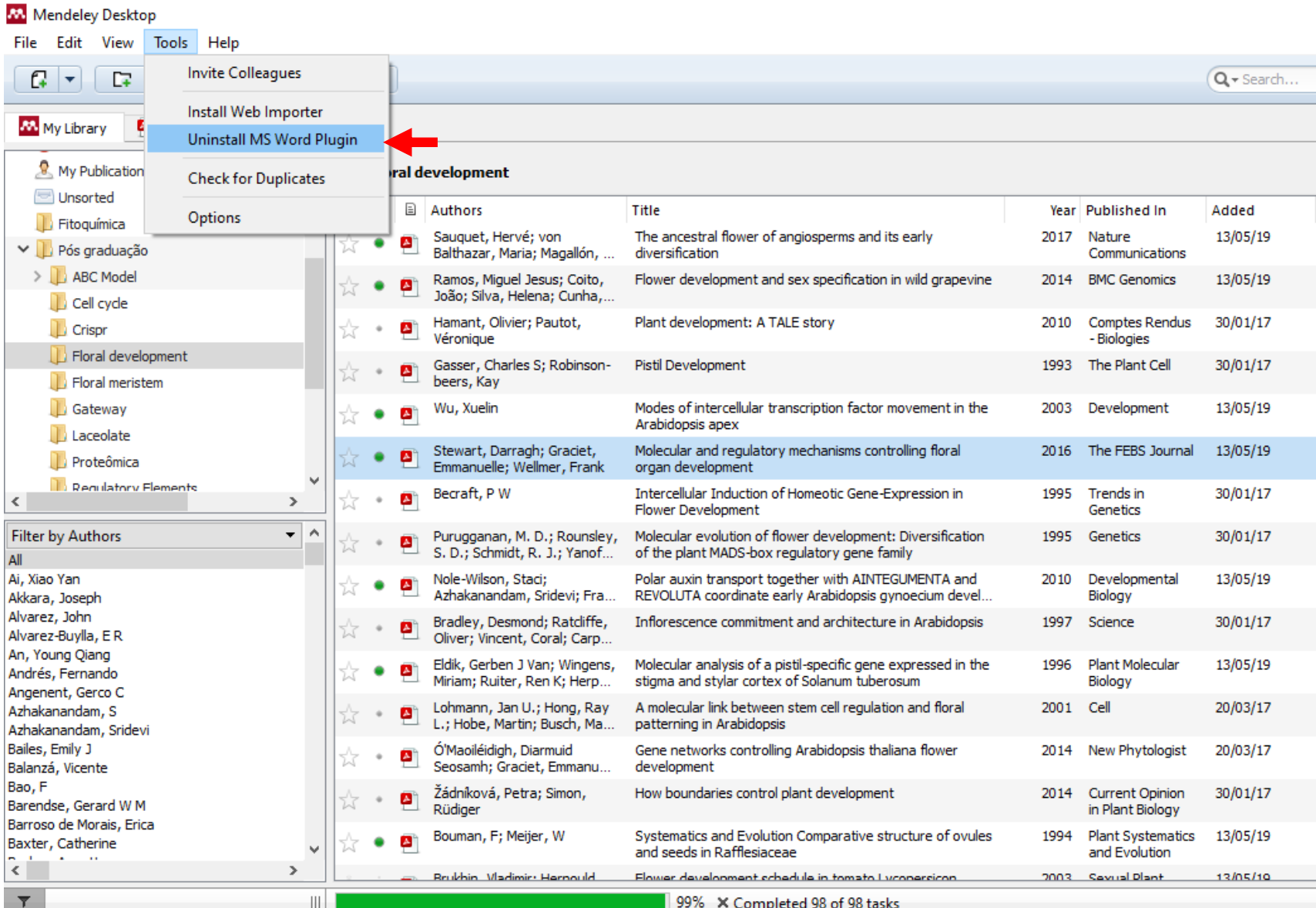
URL:
<http://doi.wiley.com/10.1111/febs.13640>

Mendeley citation plugin

- É um plugin gratuito: Microsoft Word (Windows, Mac) ou LibreOffice;
- Inserir rapidamente e facilmente citações;
- Vários estilos de citações para referenciar os documentos de sua biblioteca Mendeley;
- Gera bibliografia automaticamente, utilizando todos os documentos citados no trabalho;
- Possui extensa biblioteca de estilos de citação, podendo facilmente remodelar todas as citações em um trabalho com apenas alguns cliques.

Mendeley desktop: MS Word plugin

O Word deve está fechado



Mendeley Desktop

File Edit View Tools Help

My Library

My Publication

Unsorted

Fitoquímica

Pós graduação

ABC Model

Cell cycle

Crispr

Floral development

Floral meristem

Gateway

Laceolate

Proteômica

Regulatory Elements

Filter by Authors

All

Ai, Xiao Yan

Akkara, Joseph

Alvarez, John

Alvarez-Buylla, E R

An, Young Qiang

Andrés, Fernando

Angenent, Gerco C

Azhakanandam, S

Azhakanandam, Sridevi

Bailes, Emily J

Balanzá, Vicente

Bao, F

Barendse, Gerard W M

Barroso de Morais, Erica

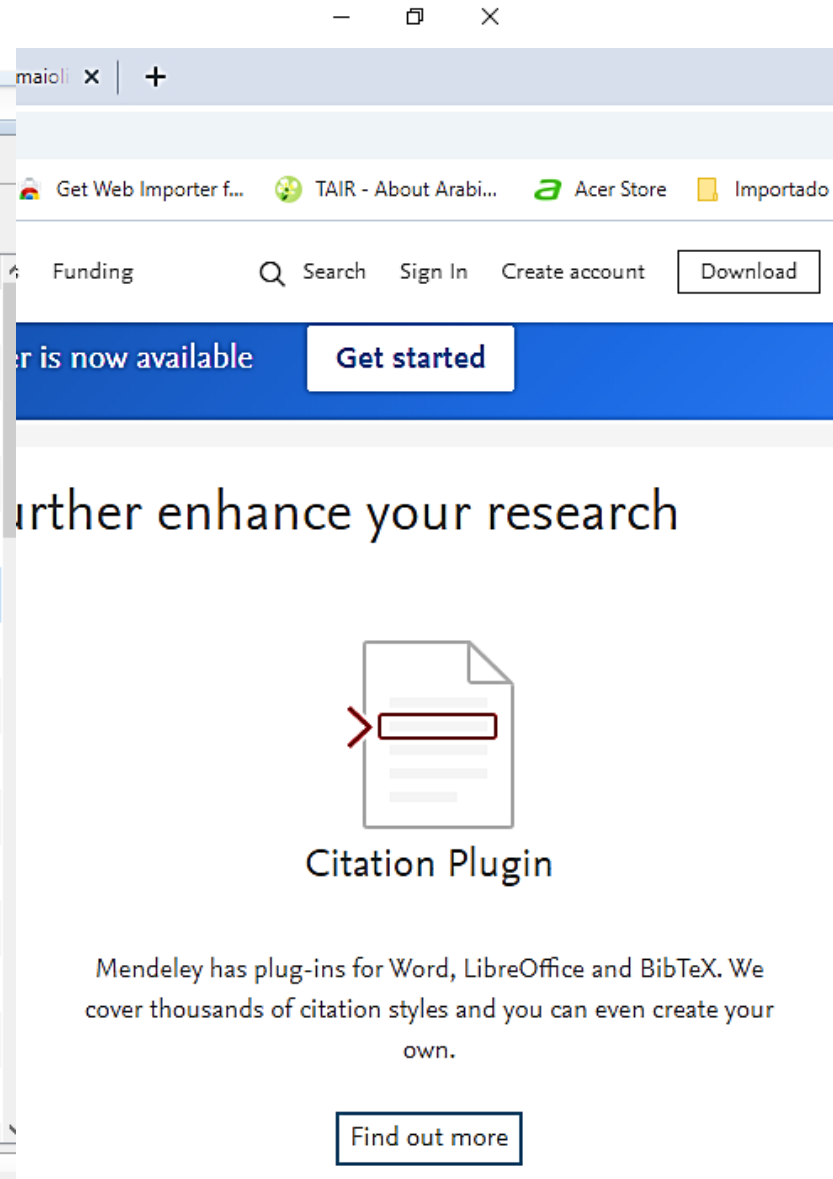
Baxter, Catherine

...

Floral development

Authors	Title	Year	Published In	Added
Sauquet, Hervé; von Balthazar, Maria; Magallón, ...	The ancestral flower of angiosperms and its early diversification	2017	Nature Communications	13/05/19
Ramos, Miguel Jesus; Coito, João; Silva, Helena; Cunha, ...	Flower development and sex specification in wild grapevine	2014	BMC Genomics	13/05/19
Hamant, Olivier; Pautot, Véronique	Plant development: A TALE story	2010	Comptes Rendus - Biologies	30/01/17
Gasser, Charles S; Robinson-beers, Kay	Pistil Development	1993	The Plant Cell	30/01/17
Wu, Xuelin	Modes of intercellular transcription factor movement in the Arabidopsis apex	2003	Development	13/05/19
Stewart, Darragh; Graciet, Emmanuelle; Welmer, Frank	Molecular and regulatory mechanisms controlling floral organ development	2016	The FEBS Journal	13/05/19
Becraft, P W	Intercellular Induction of Homeotic Gene-Expression in Flower Development	1995	Trends in Genetics	30/01/17
Purugganan, M. D.; Rounsley, S. D.; Schmidt, R. J.; Yanof...	Molecular evolution of flower development: Diversification of the plant MADS-box regulatory gene family	1995	Genetics	30/01/17
Nole-Wilson, Staci; Azhakanandam, Sridevi; Fra...	Polar auxin transport together with AINTEGUMENTA and REVOLUTA coordinate early Arabidopsis gynoecium devel...	2010	Developmental Biology	13/05/19
Bradley, Desmond; Ratcliffe, Oliver; Vincent, Coral; Carp...	Inflorescence commitment and architecture in Arabidopsis	1997	Science	30/01/17
Eldik, Gerben J Van; Wingens, Miriam; Ruiters, Ren K; Herp...	Molecular analysis of a pistil-specific gene expressed in the stigma and stylar cortex of Solanum tuberosum	1996	Plant Molecular Biology	13/05/19
Lohmann, Jan U.; Hong, Ray L.; Hobe, Martin; Busch, Ma...	A molecular link between stem cell regulation and floral patterning in Arabidopsis	2001	Cell	20/03/17
Ó'Maoiléidigh, Diarmuid Seosamh; Graciet, Emmanu...	Gene networks controlling Arabidopsis thaliana flower development	2014	New Phytologist	20/03/17
Žádníková, Petra; Simon, Rüdiger	How boundaries control plant development	2014	Current Opinion in Plant Biology	30/01/17
Bouman, F; Meijer, W	Systematics and Evolution Comparative structure of ovules and seeds in Rafflesiaceae	1994	Plant Systematics and Evolution	13/05/19
Brubkin, Vladimir; Herould...	Flower development schedule in tomato Lycopersicon	2003	Sexual Plant	13/05/19

99% X Completed 98 of 98 tasks




maio | +

Get Web Importer f... TAIR - About Arabi... Acer Store Importado

Funding Search Sign In Create account Download

is now available [Get started](#)

urther enhance your research

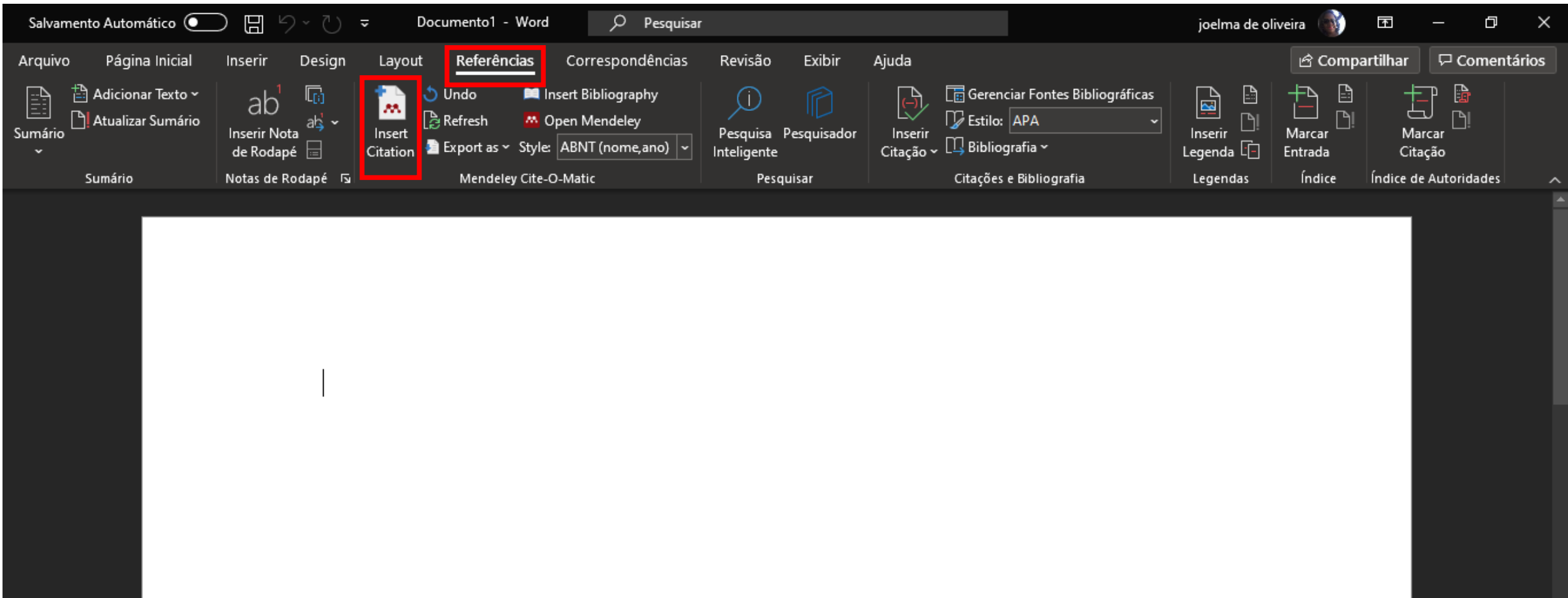


Citation Plugin

Mendeley has plug-ins for Word, LibreOffice and BibTeX. We cover thousands of citation styles and you can even create your own.

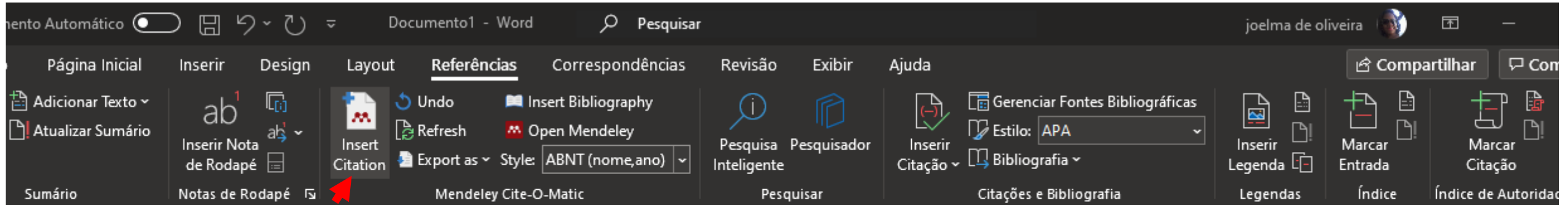
[Find out more](#)

Mendeley desktop: MS Word plugin

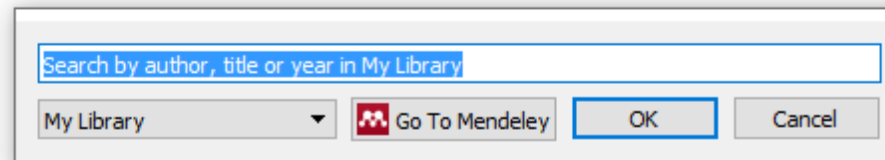


MS Word plugin: inserindo citação

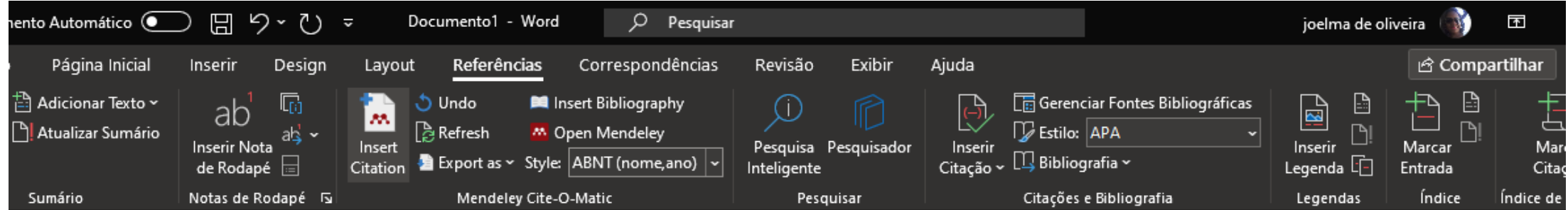
O Mendeley desktop deve está aberto



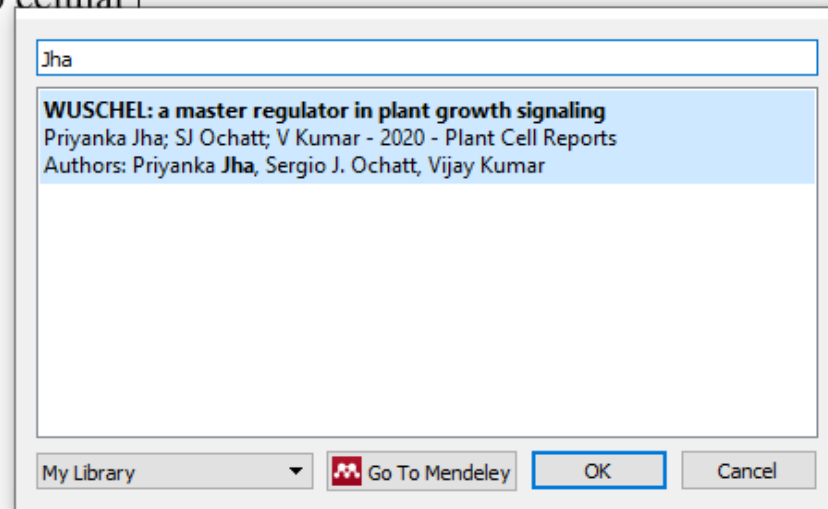
A manutenção e terminação do meristema floral é orquestrada por uma complexa rede de elementos que envolvem fatores de transcrição, sinalização hormonal e genes de controle do ciclo celular



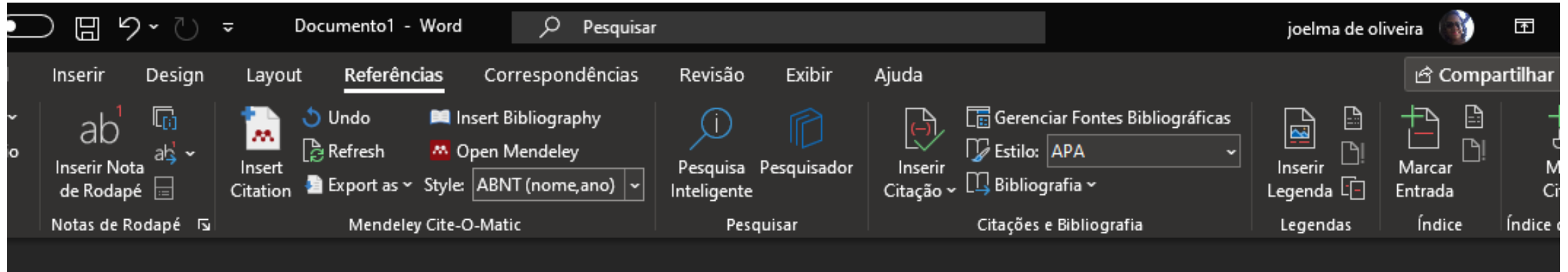
MS Word plugin: inserindo citação



A manutenção e terminação do meristema floral é orquestrada por uma complexa rede de elementos que envolvem fatores de transcrição, sinalização hormonal e genes de controle do ciclo celular |



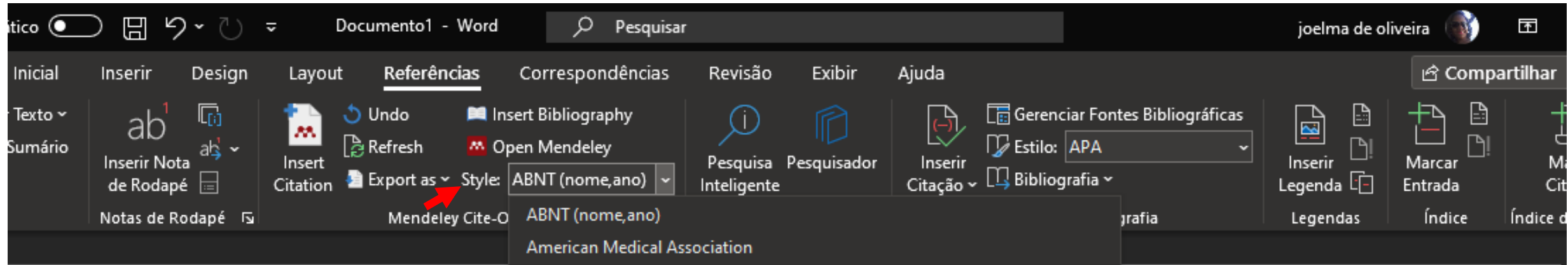
MS Word plugin: inserindo citação



A manutenção e terminação do meristema floral é orquestrada por uma complexa rede de elementos que envolvem fatores de transcrição, sinalização hormonal e genes de controle do ciclo celular (JHA et al., 2020)

Citação na norma da ABNT

MS Word plugin: escolhendo estilos de citação

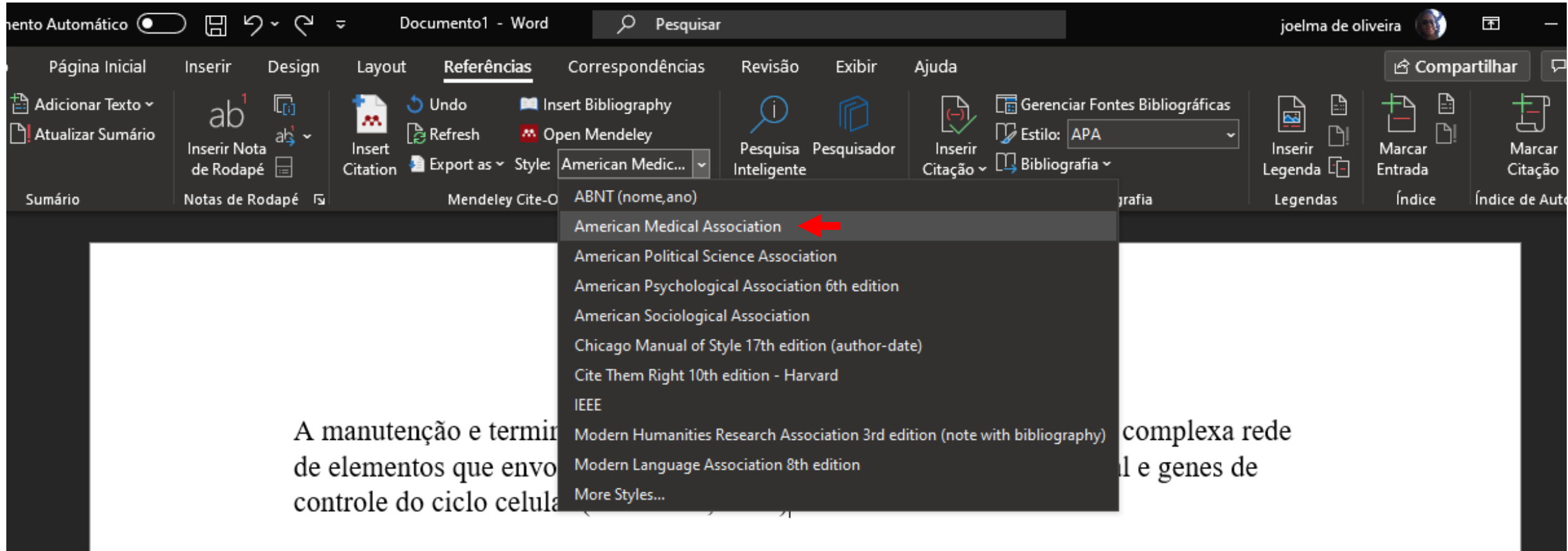


A manutenção e termin
de elementos que envo
controle do ciclo celular

complexa rede
e genes de

More Styles...

MS Word plugin: escolhendo estilos de citação



The image shows the Microsoft Word interface with the 'Referências' (References) ribbon selected. The 'Estilo' (Style) dropdown menu is open, displaying a list of citation styles. A red arrow points to the 'American Medical Association' style. The background text is partially visible and appears to be a snippet from a document.

Documento1 - Word

Página Inicial Inserir Design Layout **Referências** Correspondências Revisão Exibir Ajuda

Adicionar Texto Atualizar Sumário

ab¹ Inserir Nota de Rodapé

Undo Refresh Export as Style: American Medic...

Insert Citation

Insert Bibliography Open Mendeley

Pesquisa Inteligente Pesquisador

Inserir Citação Gerenciar Fontes Bibliográficas Estilo: APA Bibliografia

Sumário Notas de Rodapé

Mendeley Cite-O

ABNT (nome,ano)

American Medical Association

American Political Science Association

American Psychological Association 6th edition

American Sociological Association

Chicago Manual of Style 17th edition (author-date)

Cite Them Right 10th edition - Harvard

IEEE

Modern Humanities Research Association 3rd edition (note with bibliography)

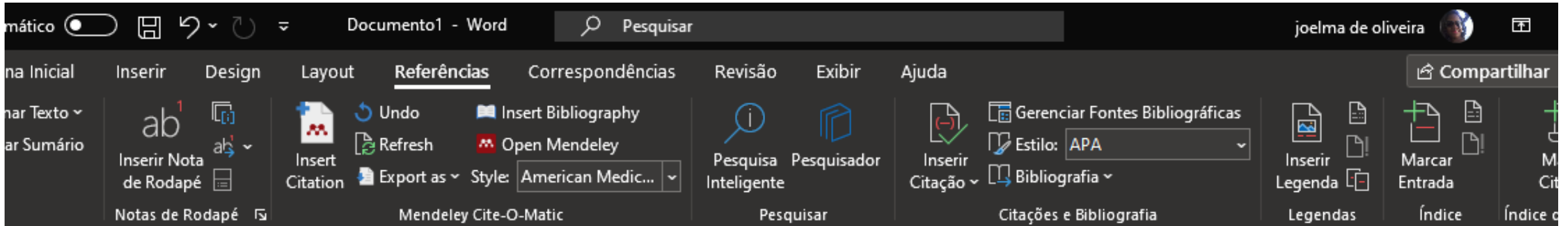
Modern Language Association 8th edition

More Styles...

A manutenção e termin...
de elementos que envol...
controle do ciclo celular

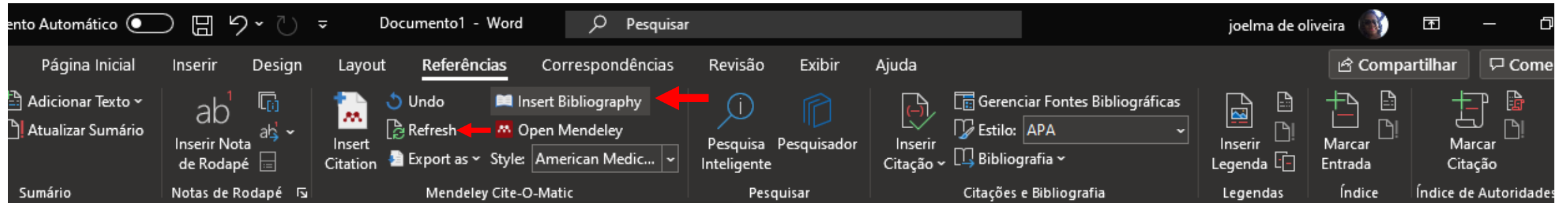
complexa rede
e genes de

MS Word plugin: escolhendo estilos de citação



A manutenção e terminação do meristema floral é orquestrada por uma complexa rede de elementos que envolvem fatores de transcrição, sinalização hormonal e genes de controle do ciclo celular¹

MS Word plugin: escolhendo estilos de citação

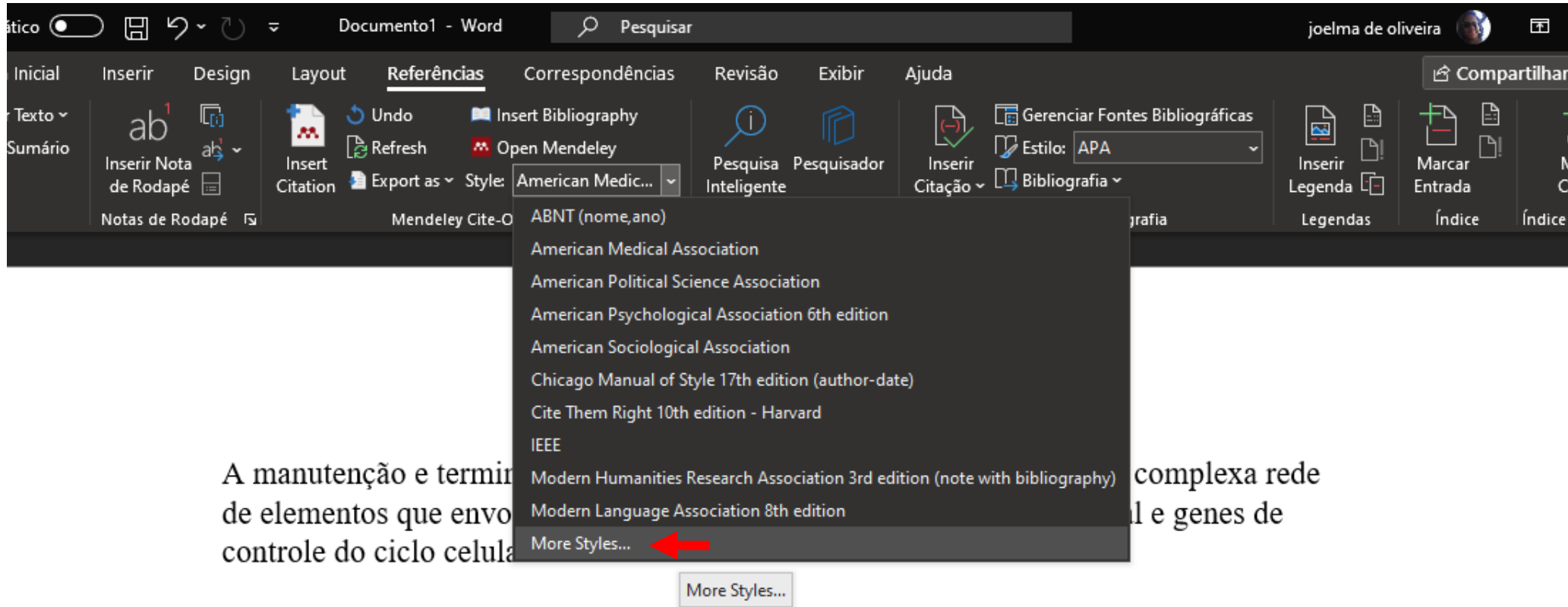


Insert Bibliography
Insert a bibliography

A manutenção e terminação do meristema floral é orquestrada por uma complexa rede de elementos que envolvem fatores de transcrição, sinalização hormonal e genes de controle do ciclo celular ¹

1. Jha P, Ochatt SJ, Kumar V. WUSCHEL: a master regulator in plant growth signaling. *Plant Cell Rep.* 2020;39(4):431-444. doi:10.1007/s00299-020-02511-5

MS Word plugin: escolhendo estilos de citação



The image shows the 'Referências' (References) ribbon in Microsoft Word. The 'Estilo' (Style) dropdown menu is open, displaying a list of citation styles. A red arrow points to the 'More Styles...' option at the bottom of the list. Below the ribbon, there is a button labeled 'More Styles...'. The background text is partially obscured by the ribbon and menu.

Documento1 - Word

Referências

Estilo: APA

- ABNT (nome,ano)
- American Medical Association
- American Political Science Association
- American Psychological Association 6th edition
- American Sociological Association
- Chicago Manual of Style 17th edition (author-date)
- Cite Them Right 10th edition - Harvard
- IEEE
- Modern Humanities Research Association 3rd edition (note with bibliography)
- Modern Language Association 8th edition
- More Styles...

More Styles...

A manutenção e termin...
de elementos que envo...
controle do ciclo celula...
complexa rede
l e genes de

MS Word plugin: escolhendo estilos de citação

The image shows a screenshot of the Microsoft Word application with the Mendeley Desktop plugin interface. The Mendeley Desktop window is open, displaying a sidebar with navigation options like 'Literature Search', 'My Library', and 'Filter by Authors'. The 'Citation Styles' dialog box is open in the foreground, showing a list of installed citation styles. The 'American Medical Association' style is highlighted in green and labeled 'Selected'. Below the list, there are options for 'Include URLs and Date Accessed in Bibliographies' (set to 'For All Document Types') and 'Citation and Bibliography Language' (set to 'Default'). A 'Done' button is visible at the bottom right of the dialog box. The background shows the Word document with a citation entry: 'Brumos, Javier; Robles, Linda Local Auxin Biosynthesis Is a Key Regulator of Plant...'. The status bar at the bottom indicates '72%' and 'Uploading files (10 of 11 - 90% done)'.

Automático Documento1 - Word Pesquisar joelma de oliveira

Mendeley Desktop

File Edit View Tools Help

Mendeley

Literature Search

My Library

- All Documents
- Recently Added
- Recently Read
- Favorites
- Needs Review
- My Publications
- Unsorted
- Fitoquímica

Filter by Authors

All

1996, undefined

A, LUZ S. RAMÍREZ

Aaaccaagag, Gaaaagcaca

Aaagcttgac, Ggaacaaagg

Aach, J

Aach, John

Aagaattgt, Gaaagataag

Aaggagaagc, Caaatccaag

Aaggataat, Atgattatt

Aatgaattg, Ctctaagaac

Abad, Ursula

Abadie, Tabare

Abdalla, Kamal Omer

Citation Styles

Installed Get More Styles Abbreviations About

Search my citation styles

- American Journal of Sonography
- American Journal of Surgical Pathology
- American Journal of Translational Research
- American Marketing Association
- American Medical Association** Selected
- American Medical Association 10th edition
- American Medical Association 11th edition (no "et al.")
- American Medical Association 11th edition (no URI)

Include URLs and Date Accessed in Bibliographies: For All Document Types

Citation and Bibliography Language: Default

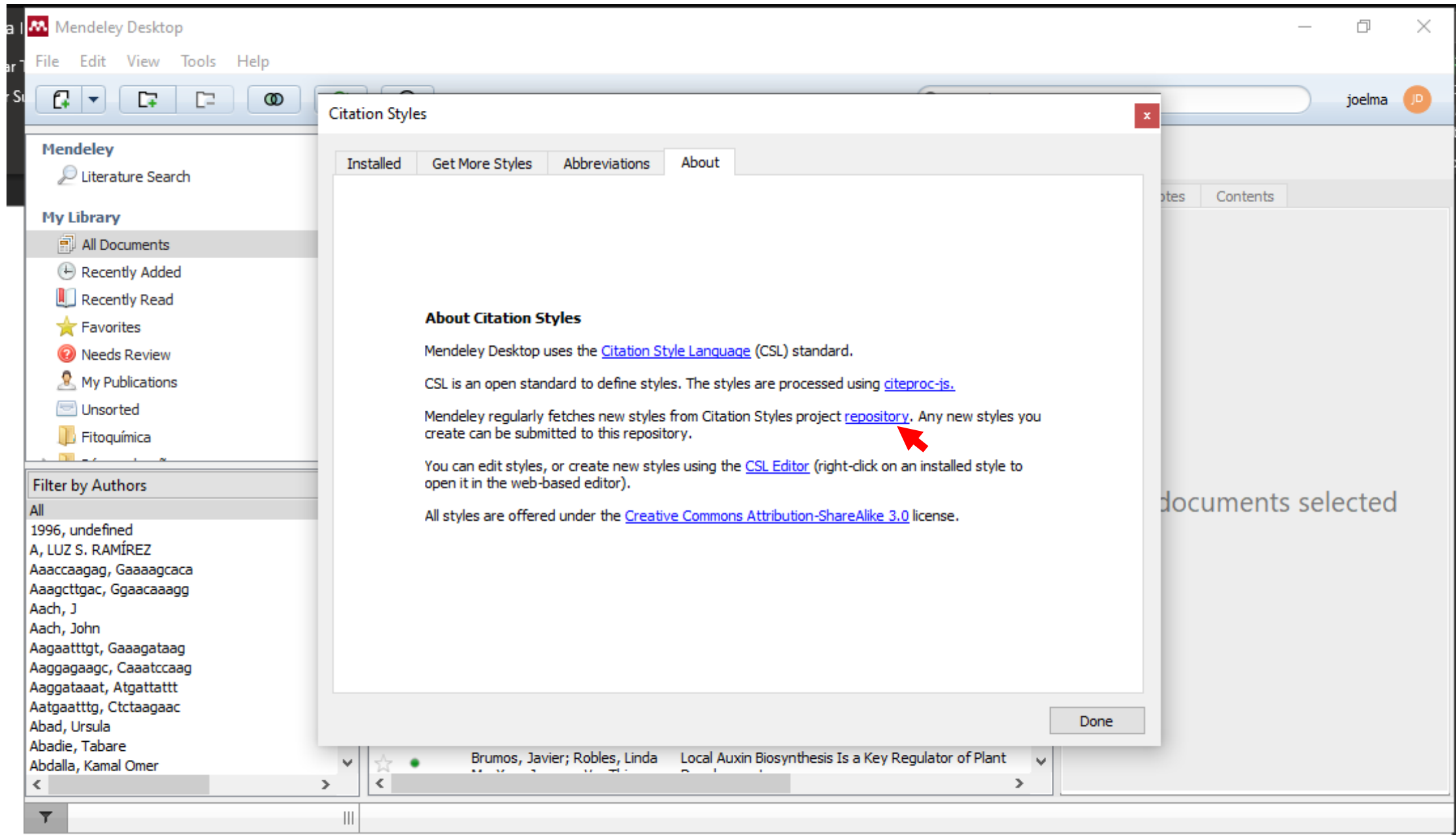
Done

documents selected

Brumos, Javier; Robles, Linda Local Auxin Biosynthesis Is a Key Regulator of Plant

72% Uploading files (10 of 11 - 90% done)

MS Word plugin: escolhendo estilos de citação



The image shows a screenshot of the Mendeley Desktop application interface. A dialog box titled "Citation Styles" is open, displaying the "About" tab. The dialog box contains the following text:

About Citation Styles

Mendeley Desktop uses the [Citation Style Language](#) (CSL) standard.

CSL is an open standard to define styles. The styles are processed using [citeproc-js](#).

Mendeley regularly fetches new styles from Citation Styles project [repository](#). Any new styles you create can be submitted to this repository.

You can edit styles, or create new styles using the [CSL Editor](#) (right-click on an installed style to open it in the web-based editor).

All styles are offered under the [Creative Commons Attribution-ShareAlike 3.0](#) license.

A red arrow points to the [repository](#) link. The dialog box has a "Done" button at the bottom right.

In the background, the Mendeley Desktop interface is visible, showing the "Mendeley" menu, "My Library" section with "All Documents", "Recently Added", "Recently Read", "Favorites", "Needs Review", "My Publications", "Unsorted", and "Fitoquímica". The "Filter by Authors" section lists various authors, including "1996, undefined", "A, LUZ S. RAMÍREZ", "Aaccaagag, Gaaaagcaca", "Aagcttgac, Ggaacaaagg", "Aach, J", "Aach, John", "Aagaattgt, Gaaagataag", "Aaggagaagc, Caaatccaag", "Aaggataaat, Atgattattt", "Aatgaattg, Ctctaagaac", "Abad, Ursula", "Abadie, Tabare", and "Abdalla, Kamal Omer". The bottom of the screen shows a list of documents, including "Brumos, Javier; Robles, Linda" and "Local Auxin Biosynthesis Is a Key Regulator of Plant".

MS Word plugin: escolhendo estilos de citação

Browser address bar: <https://github.com/citation-style-language/styles>

Navigation: Why GitHub? Team Enterprise Explore Marketplace Pricing

Search: [Search] Sign in Sign up

Repository: citation-style-language / styles

Actions: Sponsor Watch 78 Star 2k Fork 2.7k

Navigation: Code Issues 36 Pull requests 18 Actions Projects Wiki Security Insights

Join GitHub today

GitHub is home to over 50 million developers working together to host and review code, manage projects, and build software together.

[Sign up](#)

Dismiss

Branches: master 10 branches 0 tags

Go to file [Code](#)

About

Official repository for Citation Style Language (CSL) citation styles.

citationstyles.org/

[citation-style-language](#) [bibliography](#)

Commit: adam3smith Sage Harvard: Add translator/editor 469deb6 26 minutes ago 10,069 commits

Warning: Sorry, we had to truncate this directory to 1,000 files. 1,242 entries were omitted from the list.

MS Word plugin: escolhendo estilos de citação

https://github.com/citation-style-language/styles

master 10 branches 0 tags

Go to file Code

adam3smith Sage Harvard: Add translator/editor

Sorry, we had to truncate this directory to 1,000 files. 1,242 entries were omitted from this view.

.github	Create FUNDING.yml	
dependent	Add Pensoft dependents (#4981)	
.gitignore	Sheldon build details: report build details to Shel-bot (#4136)	15 months ago
.rspec	Sheldon build details: report build details to Shel-bot (#4136)	15 months ago
.travis.yml	Update .travis.yml (#4970)	7 days ago
CONTRIBUTING.md	Update CONTRIBUTING.md	4 months ago
Gemfile	Update .travis.yml (#4970)	7 days ago
Gemfile.lock	Update .travis.yml (#4970)	7 days ago
README.md	Fix the license badge in README.md (#2662)	3 years ago
Rakefile	Sheldon build details: report build details to Shel-bot (#4136)	15 months ago

Clone with HTTPS ⓘ
Use Git or checkout with SVN using the web URL.
<https://github.com/citation-style-lang>

Open with GitHub Desktop

Download ZIP

About
Official repository for Citation Style Language (CSL) citation styles.
citationstyles.org/
citation-style-language bibliography
citations citation-styles csl
Readme

Sponsor this project
rmzelle Rintze M. Zelle
Sponsor
Learn more about [GitHub Sponsors](#)

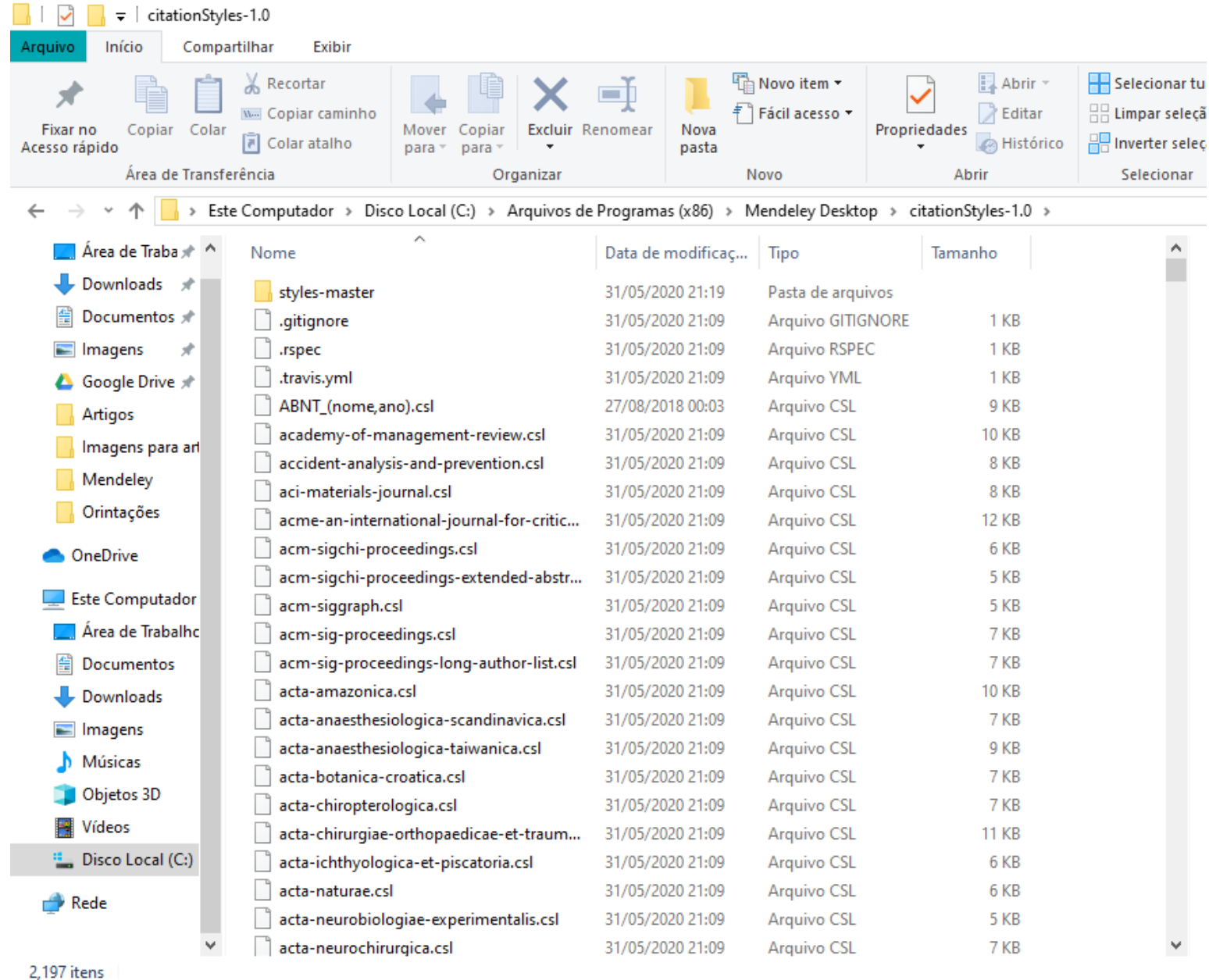
Contributors 831

MS Word plugin: escolhendo estilos de citação

The image shows two overlapping File Explorer windows. The left window is at 'Disco Local (C:)' and has 'Arquivos de Programas (x86)' selected. The right window is at 'Mendeley Desktop' and has 'citationStyles-1.0' selected. A table of files is visible in the right window.

Nome	Data de modificaç...	Tipo	Tamanho
bearer	11/08/2018 19:56	Pasta de arquivos	
citationLocales	11/08/2018 19:56	Pasta de arquivos	
citationStyles-1.0	31/05/2020 21:19	Pasta de arquivos	
citeproc-js	11/08/2018 19:56	Pasta de arquivos	
generated-svm-models	11/08/2018 19:56	Pasta de arquivos	
imageformats	11/08/2018 19:56	Pasta de arquivos	
openOfficePlugin	06/05/2019 21:18	Pasta de arquivos	
platforms	11/08/2018 19:56	Pasta de arquivos	
printsupport	11/08/2018 19:56	Pasta de arquivos	
publicationAbbreviations	11/08/2018 19:56	Pasta de arquivos	
styles	11/08/2018 19:56	Pasta de arquivos	
webContent	11/08/2018 19:56	Pasta de arquivos	
word-lists	11/08/2018 19:56	Pasta de arquivos	
wordPlugin	06/05/2019 21:18	Pasta de arquivos	
concr140.dll	09/06/2016 18:46	Extensão de aplica...	239 KB
doc-entryview.qss	26/02/2018 11:31	Arquivo QSS	2 KB
doc-entryview-config.json	26/02/2018 11:31	Arquivo JSON	1 KB
ghostNote	26/02/2018 11:31	Arquivo PNG	2 KB
icudtl.dat	06/08/1983 21:00	Arquivo DAT	9,959 KB
journals	26/02/2018 11:31	Arquivo de Valore...	3,689 KB
journals.sqlite	26/02/2018 11:31	Arquivo SQLITE	37 KB
libeay32.dll	02/03/2019 15:42	Extensão de aplica...	1,243 KB
libEGL.dll	08/02/2018 14:53	Extensão de aplica...	13 KB
libGLESw2.dll	08/02/2018 14:52	Extensão de aplica...	1,905 KB

MS Word plugin: escolhendo estilos de citação

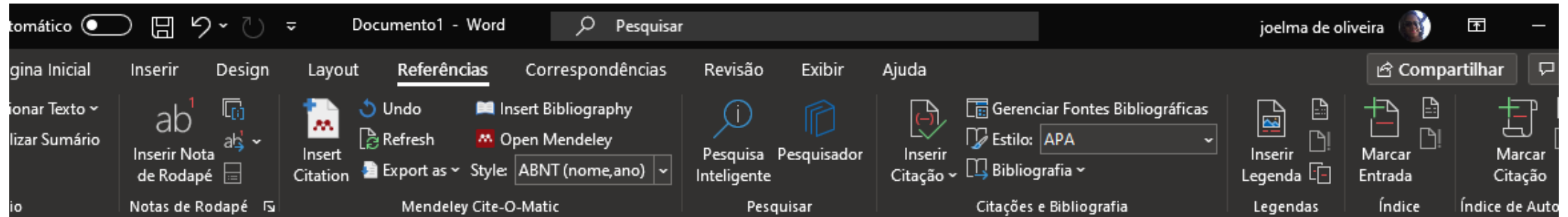


The image shows a Windows File Explorer window titled "citationStyles-1.0". The address bar indicates the path: "Este Computador > Disco Local (C:) > Arquivos de Programas (x86) > Mendeley Desktop > citationStyles-1.0". The left sidebar shows the navigation pane with "Disco Local (C:)" selected. The main pane displays a list of files and folders with columns for "Nome", "Data de modificaç...", "Tipo", and "Tamanho".

Nome	Data de modificaç...	Tipo	Tamanho
styles-master	31/05/2020 21:19	Pasta de arquivos	
.gitignore	31/05/2020 21:09	Arquivo GITIGNORE	1 KB
.rspec	31/05/2020 21:09	Arquivo RSPEC	1 KB
.travis.yml	31/05/2020 21:09	Arquivo YML	1 KB
ABNT_(nome,ano).csl	27/08/2018 00:03	Arquivo CSL	9 KB
academy-of-management-review.csl	31/05/2020 21:09	Arquivo CSL	10 KB
accident-analysis-and-prevention.csl	31/05/2020 21:09	Arquivo CSL	8 KB
aci-materials-journal.csl	31/05/2020 21:09	Arquivo CSL	8 KB
acme-an-international-journal-for-critic...	31/05/2020 21:09	Arquivo CSL	12 KB
acm-sigchi-proceedings.csl	31/05/2020 21:09	Arquivo CSL	6 KB
acm-sigchi-proceedings-extended-abstr...	31/05/2020 21:09	Arquivo CSL	5 KB
acm-siggraph.csl	31/05/2020 21:09	Arquivo CSL	5 KB
acm-sig-proceedings.csl	31/05/2020 21:09	Arquivo CSL	7 KB
acm-sig-proceedings-long-author-list.csl	31/05/2020 21:09	Arquivo CSL	7 KB
acta-amazonica.csl	31/05/2020 21:09	Arquivo CSL	10 KB
acta-anaesthesiologica-scandinavica.csl	31/05/2020 21:09	Arquivo CSL	7 KB
acta-anaesthesiologica-taiwanica.csl	31/05/2020 21:09	Arquivo CSL	9 KB
acta-botanica-croatica.csl	31/05/2020 21:09	Arquivo CSL	7 KB
acta-chiropterologica.csl	31/05/2020 21:09	Arquivo CSL	7 KB
acta-chirurgiae-orthopaedicae-et-traum...	31/05/2020 21:09	Arquivo CSL	11 KB
acta-ichthyologica-et-piscatoria.csl	31/05/2020 21:09	Arquivo CSL	6 KB
acta-naturae.csl	31/05/2020 21:09	Arquivo CSL	6 KB
acta-neurobiologiae-experimentalis.csl	31/05/2020 21:09	Arquivo CSL	5 KB
acta-neurochirurgica.csl	31/05/2020 21:09	Arquivo CSL	7 KB

2,197 itens

MS Word plugin: mesclar citações

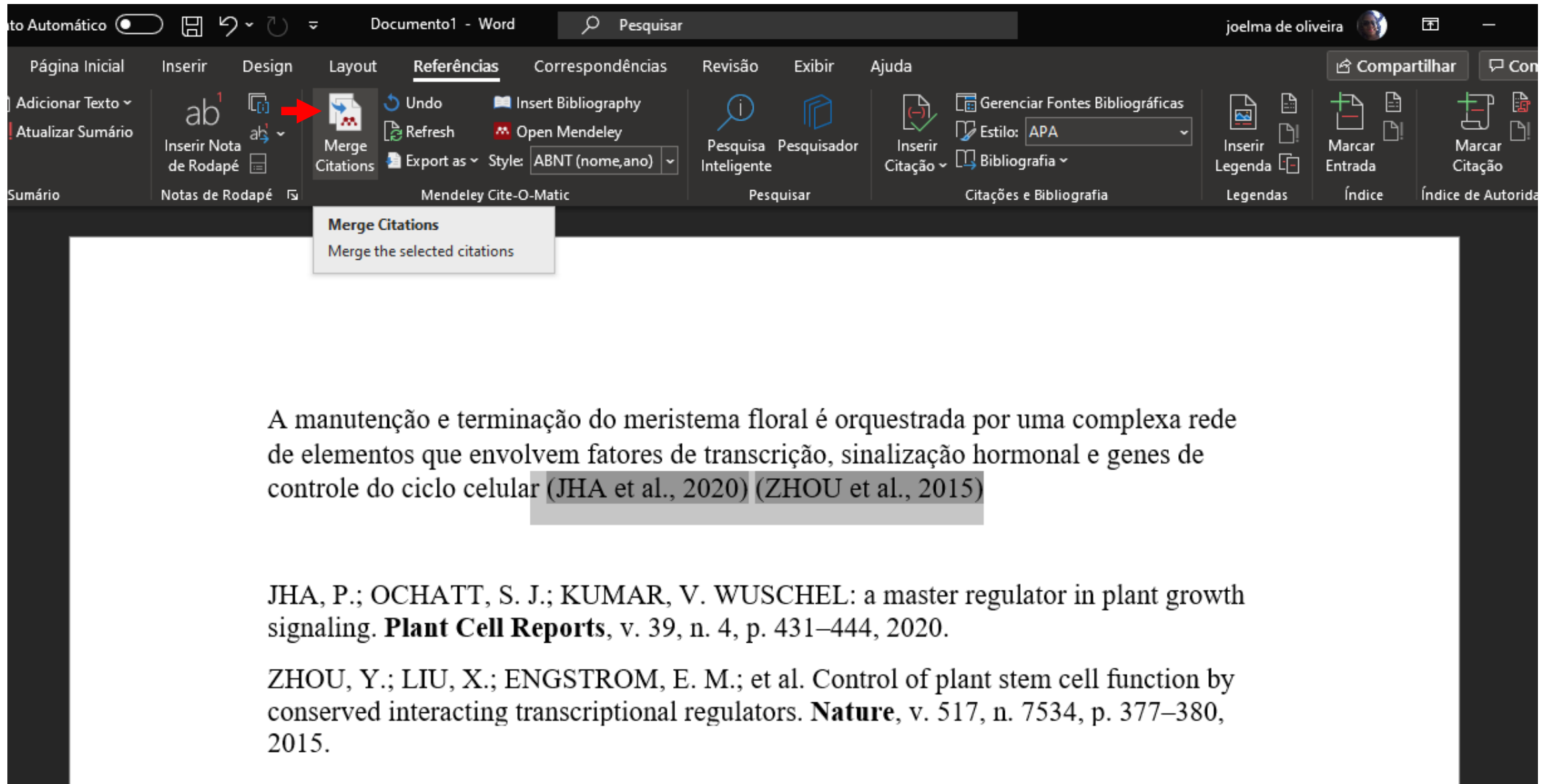


A manutenção e terminação do meristema floral é orquestrada por uma complexa rede de elementos que envolvem fatores de transcrição, sinalização hormonal e genes de controle do ciclo celular (JHA et al., 2020) (ZHOU et al., 2015)

JHA, P.; OCHATT, S. J.; KUMAR, V. WUSCHEL: a master regulator in plant growth signaling. **Plant Cell Reports**, v. 39, n. 4, p. 431–444, 2020.

ZHOU, Y.; LIU, X.; ENGSTROM, E. M.; et al. Control of plant stem cell function by conserved interacting transcriptional regulators. **Nature**, v. 517, n. 7534, p. 377–380, 2015.

MS Word plugin: mesclar citações



Referências

Merge Citations

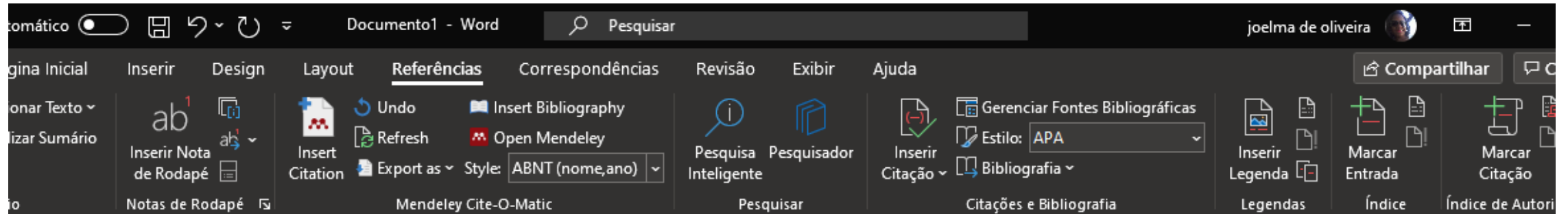
Merge the selected citations

A manutenção e terminação do meristema floral é orquestrada por uma complexa rede de elementos que envolvem fatores de transcrição, sinalização hormonal e genes de controle do ciclo celular (JHA et al., 2020) (ZHOU et al., 2015)

JHA, P.; OCHATT, S. J.; KUMAR, V. WUSCHEL: a master regulator in plant growth signaling. **Plant Cell Reports**, v. 39, n. 4, p. 431–444, 2020.

ZHOU, Y.; LIU, X.; ENGSTROM, E. M.; et al. Control of plant stem cell function by conserved interacting transcriptional regulators. **Nature**, v. 517, n. 7534, p. 377–380, 2015.

MS Word plugin: mesclar citações

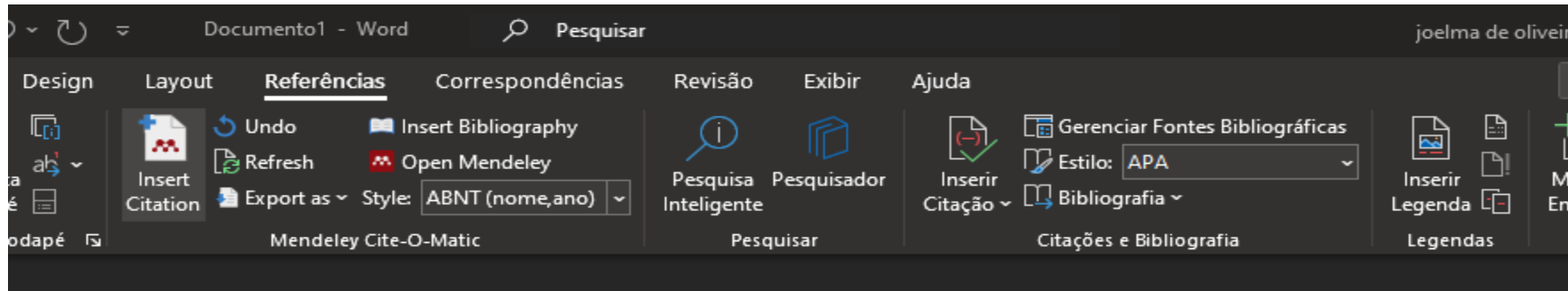


A manutenção e terminação do meristema floral é orquestrada por uma complexa rede de elementos que envolvem fatores de transcrição, sinalização hormonal e genes de controle do ciclo célula (ZHOU et al., 2015; JHA et al., 2020)

JHA, P.; OCHATT, S. J.; KUMAR, V. WUSCHEL: a master regulator in plant growth signaling. **Plant Cell Reports**, v. 39, n. 4, p. 431–444, 2020.

ZHOU, Y.; LIU, X.; ENGSTROM, E. M.; et al. Control of plant stem cell function by conserved interacting transcriptional regulators. **Nature**, v. 517, n. 7534, p. 377–380, 2015.

MS Word plugin: adicionar mais de uma citação



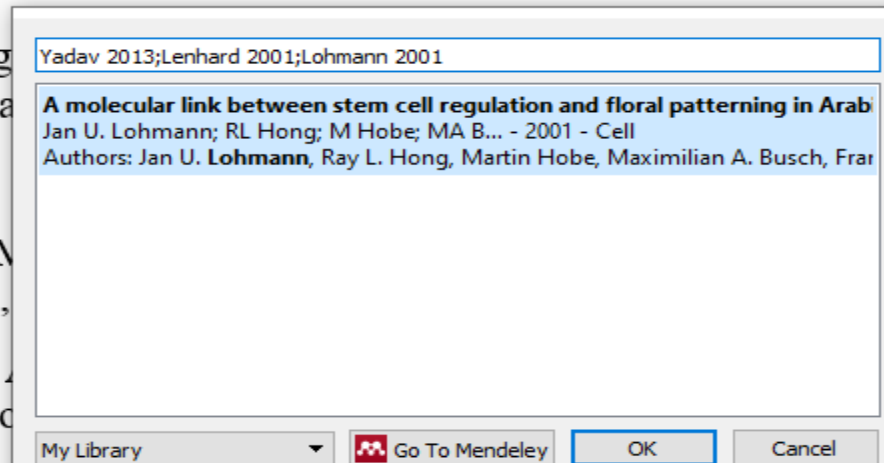
A manutenção e terminação do meristema floral é orquestrada por uma complexa rede de elementos que envolvem fatores de transcrição, sinalização hormonal e genes de controle do ciclo célula (ZHOU et al., 2015; JHA et al., 2020)

WUS é transcrito no centro org do meristema floral, onde ativa

JHA, P.; OCHATT, S. J.; KUM signaling. **Plant Cell Reports**,

LENHARD, M.; BOHNERT, maintenance in Arabidopsis flo

Agamous. **Cell**, v. 105, n. 6, p.

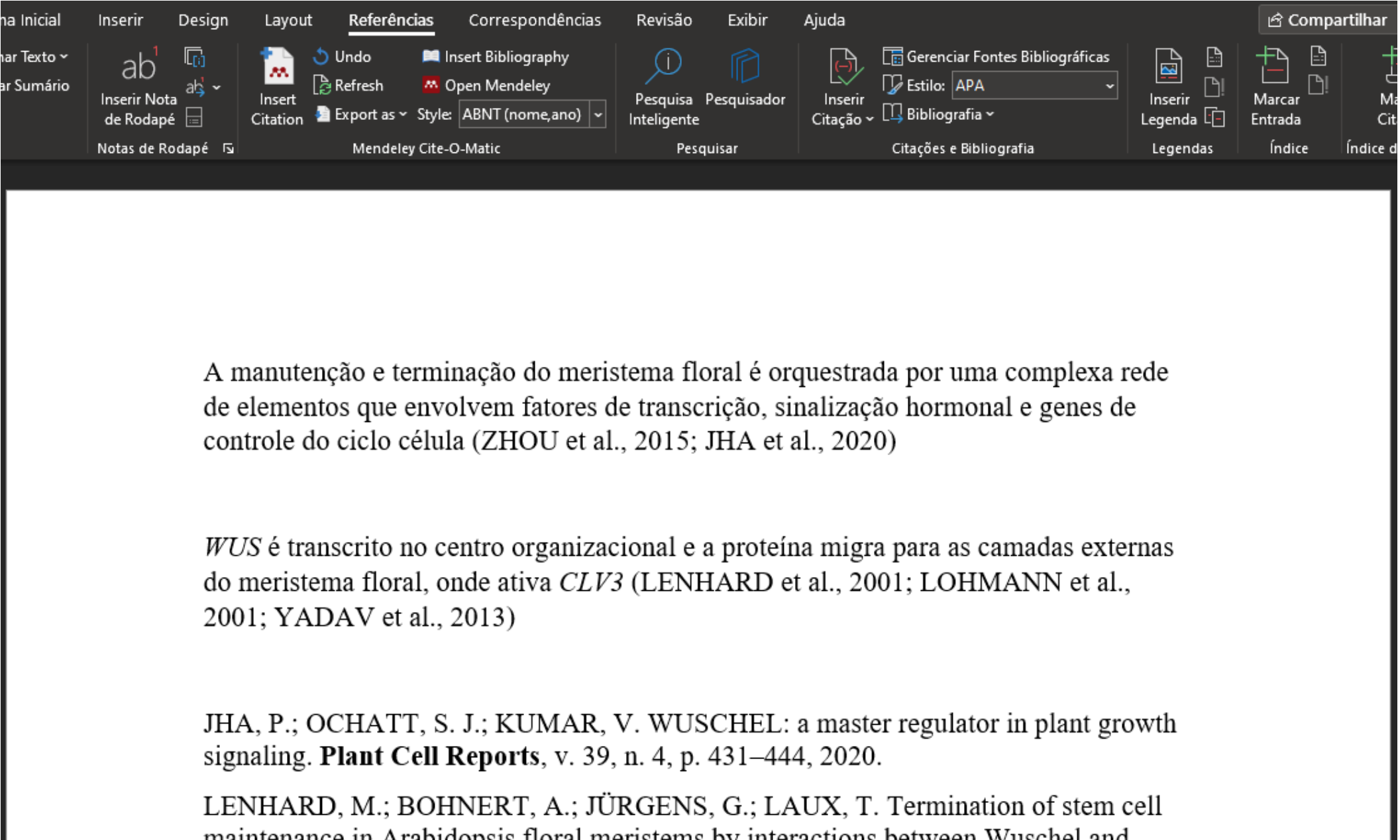


ternas

growth

n cell
nd

MS Word plugin: adicionar mais de uma citação



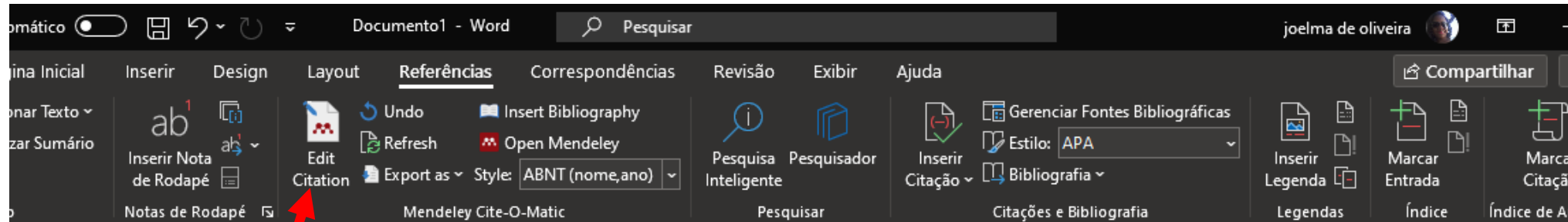
A manutenção e terminação do meristema floral é orquestrada por uma complexa rede de elementos que envolvem fatores de transcrição, sinalização hormonal e genes de controle do ciclo célula (ZHOU et al., 2015; JHA et al., 2020)

WUS é transcrito no centro organizacional e a proteína migra para as camadas externas do meristema floral, onde ativa *CLV3* (LENHARD et al., 2001; LOHMANN et al., 2001; YADAV et al., 2013)

JHA, P.; OCHATT, S. J.; KUMAR, V. WUSCHEL: a master regulator in plant growth signaling. **Plant Cell Reports**, v. 39, n. 4, p. 431–444, 2020.

LENHARD, M.; BOHNERT, A.; JÜRGENS, G.; LAUX, T. Termination of stem cell maintenance in *Arabidopsis* floral meristems by interactions between *Wuschel* and

MS Word plugin: editar citação



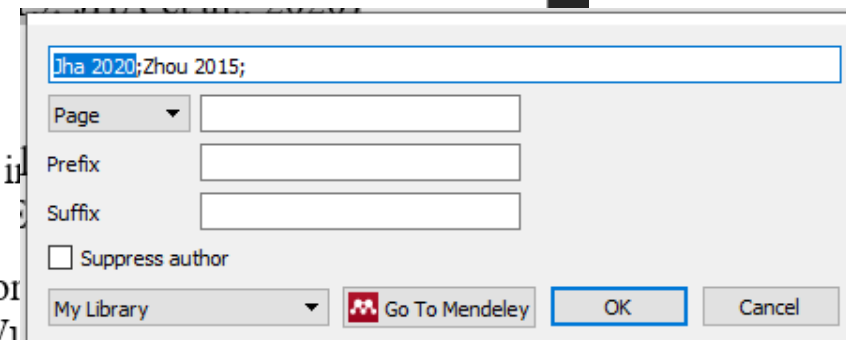
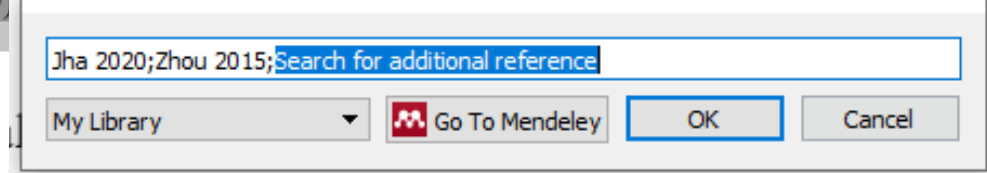
A manutenção e terminação do meristema floral é orquestrada por uma complexa rede de elementos que envolvem fatores de transcrição, sinalização hormonal e genes de controle do ciclo célula (ZHOU et al., 2015; JHA et al., 2020)

WUS é transcrito no centro organizacional e a proteína migra do meristema floral, onde ativa *CLV3* (LENHARD et al., 2001; LOHMANN et al., 2001; YADAV et al., 2013)

JHA, P.; OCHATT, S. J.; KUMAR, V. WUSCHEL: a master regulator in stem cell signaling. **Plant Cell Reports**, v. 39, n. 4, p. 431–444, 2020.

LENHARD, M.; BOHNERT, A.; JÜRGENS, G.; LAUX, T. Termination of stem cell maintenance in Arabidopsis floral meristems by interactions between *WUS* and *AGAMOUS*. **Cell**, v. 105, n. 6, p. 805–814, 2001.

LOHMANN, J. U.; HONG, R. L.; HOBE, M.; et al. A molecular link between stem cell



Outros gerenciadores

Softwares	EndNote Web	Mendeley	Zotero	F1000Workspace
Guias de uso	Sim	Sim	Sim	Sim
Como pode ser usado	Na web	No computador e na web	No computador e na web	Na web. No computador (em breve)
Custo	Grátis*	Grátis	Grátis	Grátis
Identifica registros duplicados	Sim	Sim	Sim	Sim
Estilos e padrões de Citações	Sim	Sim	Sim	Sim
Importa registros de bases de dados	Sim	Sim	Sim	Sim
Compartilha dados e bibliotecas	Sim	Sim	Sim	Sim
Permite anotações	Sim	Sim	Não	Sim
Integra processadores de texto	Microsoft Word	Microsoft Word LibreOffice	Microsoft Word LibreOffice	Microsoft Word Google Docs

*A versão Desktop do EndNote é paga.