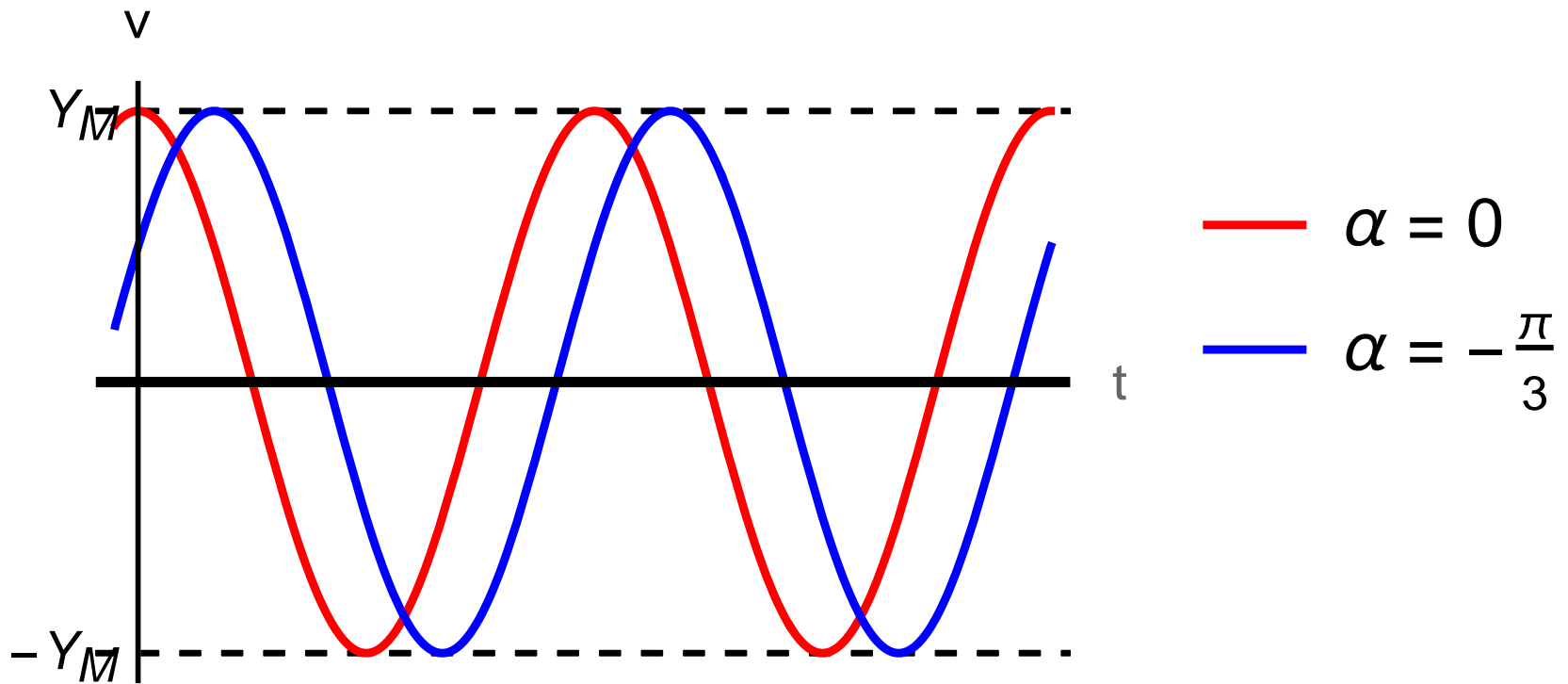


Circuitos CA

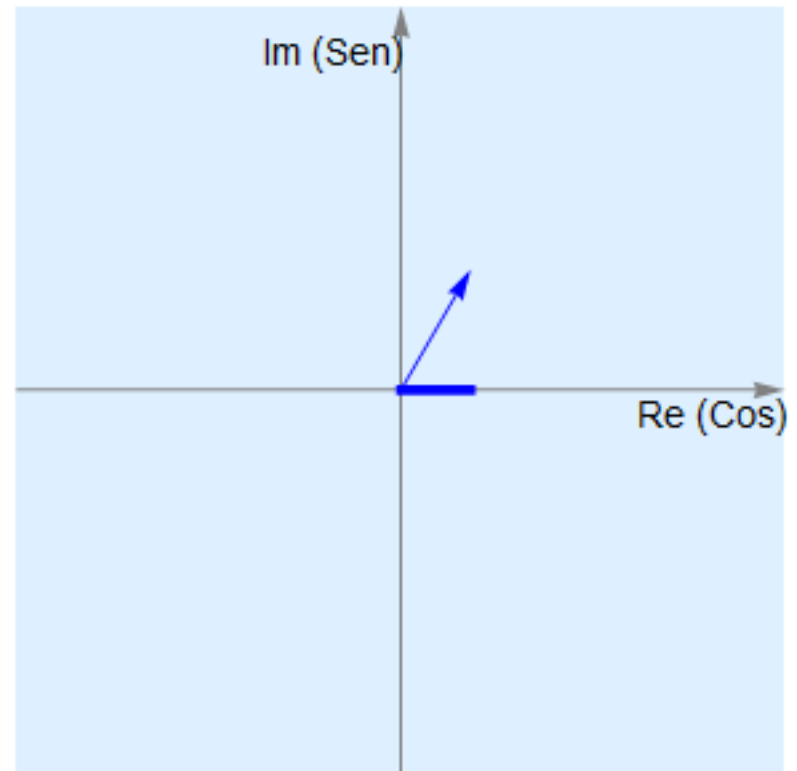
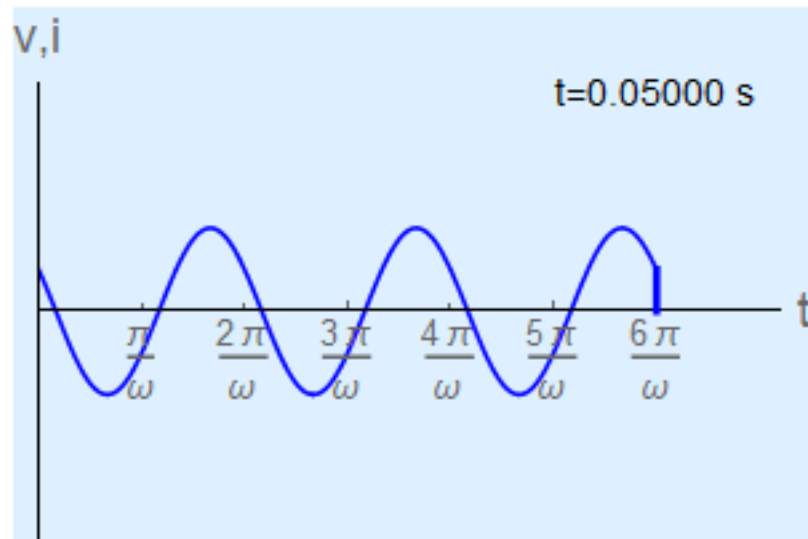
- Mais utilizados que circuitos CC
- conversão energia mecânica/elétrica (geração): geradores de usinas hidrelétricas e térmicas
- utilização: transformadores e motores de indução

Grandeza cossenoidal

$$v = Y_m \cos(\omega t + \alpha)$$



Representação de grandeza cossenoidal como vetor girante



Representação de grandezas cossenoidais

função no tempo \Rightarrow $v(t) = V_M \cos(\omega t + \theta)$

vetor girante \Rightarrow $\vec{V} = V_M e^{j\omega t} e^{j\theta}$

fator \Rightarrow $\dot{V} = \frac{V_M}{\sqrt{2}} e^{j\theta} = \frac{V_M}{\sqrt{2}} \angle \theta$
(pode ser representado por um número complexo)

valor eficaz de uma grandeza cossenoidal \Rightarrow $\frac{V_M}{\sqrt{2}} = V_{ef}$

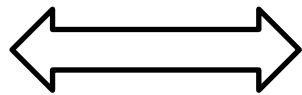
Revisão números complexos

retangular

$$\bar{z} = a + jb = r \angle \theta$$

polar

$$\begin{aligned} a &= r \cdot \cos \theta \\ b &= r \cdot \operatorname{sen} \theta \end{aligned}$$



$$r = \sqrt{a^2 + b^2}$$

$$\theta = \begin{cases} \operatorname{tg}^{-1}\left(\frac{b}{a}\right), & \text{se } a \leq 0 \text{ (1° e 4° quadrantes)} \\ 180^\circ + \operatorname{tg}^{-1}\left(\frac{b}{a}\right), & \text{se } a < 0 \text{ (2° e 3° quadrantes)} \end{cases}$$

Conversão formas retangular \leftrightarrow polar

<i>Retangular</i>	<i>Polar</i>
$3 + j4$	$5 \angle 53,13^\circ$
$3 - j4$	$5 \angle -53,13^\circ$
$-3 + j4$	$5 \angle 126,87^\circ$
$-3 - j4$	$5 \angle -126,87^\circ$

Operações com números complexos

Soma e subtração

- *forma retangular: somam-se ou subtraem-se as partes reais e imaginárias*

$$\bar{z}_1 = a_1 + jb_1$$

$$\bar{z}_2 = a_2 + jb_2$$

$$\bar{z}_3 = \bar{z}_1 + \bar{z}_2 = (a_1 + a_2) + j(b_1 + b_2)$$

$$\bar{z}_4 = \bar{z}_1 - \bar{z}_2 = (a_1 - a_2) + j(b_1 - b_2)$$

Operações com números complexos

Multiplicação

- *forma retangular: multiplicação termo a termo*
- *forma polar: coordenadas polares: multiplicam-se os módulos e somam-se os ângulos*

$$\bar{z}_1 = a_1 + jb_1 = r_1 \angle \theta_1$$

$$\bar{z}_2 = a_2 + jb_2 = r_2 \angle \theta_2$$

$$\bar{z}_5 = \bar{z}_1 \cdot \bar{z}_2 = (a_1 a_2 - b_1 b_2) + j(a_1 b_2 + a_2 b_1)$$

$$\bar{z}_5 = (r_1 r_2 \angle (\theta_1 + \theta_2))$$

Operações com números complexos

Divisão

forma retangular: artifício do conjugado do denominador

forma polar: dividem-se os módulos e subtraem-se as fases

$$\bar{z}_1 = a_1 + jb_1 = r_1 \angle \theta_1$$

$$\bar{z}_2 = a_2 + jb_2 = r_2 \angle \theta_2$$

$$\bar{z}_6 = \bar{z}_1 \div \bar{z}_2 = \frac{(a_1 + jb_1)(a_2 - jb_2)}{(a_2 + jb_2)(a_2 - jb_2)} = \frac{a_1 a_2 + b_1 b_2}{a_2^2 + b_2^2} + j \frac{a_2 b_1 - a_1 b_2}{a_2^2 + b_2^2}$$

$$\bar{z}_6 = (r_1 / r_2 \angle (\theta_1 - \theta_2))$$

Operações com números complexos

Complexo conjugado

forma retangular: parte imaginária com sinal invertido

forma polar: ângulo com sinal invertido

$$\bar{z}_1 = a_1 + jb_1 = r_1 \angle \theta_1$$

$$\bar{z}_1^* = a_1 - jb_1 = r_1 \angle -\theta_1$$

Dicas:

$$\frac{1}{\bar{z}_1} = \frac{1}{r_1} \angle -\theta_1$$

$$\frac{1}{j} = -j$$

$$\begin{aligned} -\bar{z}_1 &= r_1 \angle (\theta_1 + 180^\circ) \\ &= r_1 \angle (\theta_1 - 180^\circ) \end{aligned}$$

ajustar ângulo para: $-180^\circ < \theta < 180^\circ$

Conceitos de circuitos CC são válidos...

- Leis de Ohm e Kirchoff

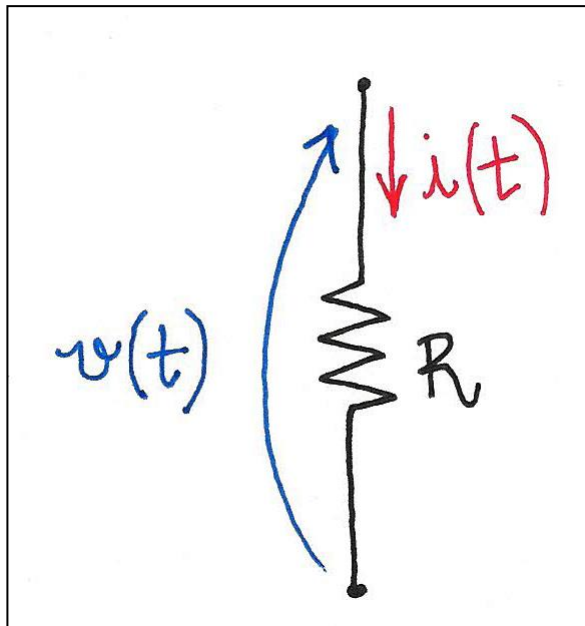
$$v(t) = R i(t)$$

$$\text{PLK no nó } k : \sum i_k(t) = 0$$

$$\text{SLK na malha } m : \sum v_m(t) = 0$$

- Convenção de sentido da fonte / carga
- Associações série, paralelo, $\Delta \leftrightarrow Y$
- Técnicas de resolução
 - Conversão de fontes
 - Análise de malhas
 - Correntes de Maxwell
 - Superposição

Resistência em circuitos CA

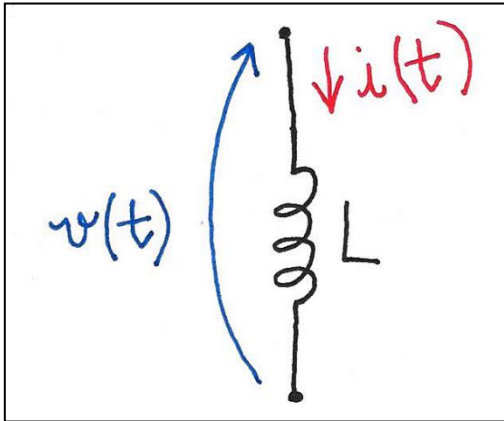


$$v(t) = V_m \cos(\omega t + \theta)$$

$$v(t) = R i(t)$$

$$\dot{V} = R \dot{I}$$

Indutância em circuitos CA



$$v(t) = V_m \cos(\omega t + \theta)$$

$$v(t) = L \frac{di(t)}{dt}$$

$$i(t) = \int \frac{v(t)}{L} dt$$

$$i(t) = \int \frac{V_m}{L} \cos(\omega t + \theta) dt = \frac{V_m}{\omega L} \text{sen}(\omega t + \theta)$$

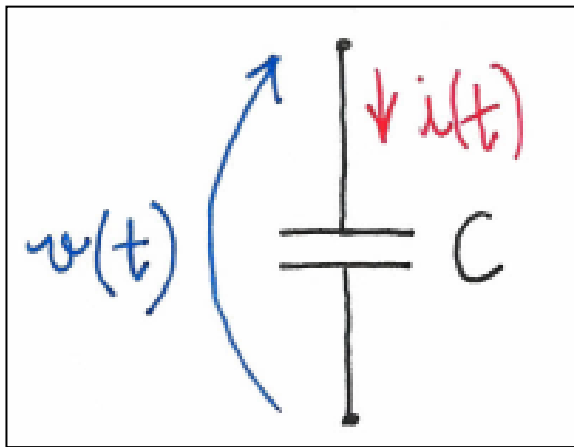
$$i(t) := \frac{V_m}{\omega L} \cos(\omega t + \theta - 90^\circ)$$

$$\begin{aligned} \text{sen}(x) &= 0 \cdot \cos(x) + 1 \cdot \text{sen}(x) \\ &= \cos(90^\circ) \cdot \cos(x) + \text{sen}(90^\circ) \cdot \text{sen}(x) \\ &= \cos(x - 90^\circ) \end{aligned}$$

$$\dot{I} = \frac{V_m}{\sqrt{2} \omega L} \angle (\theta - 90^\circ) = \frac{\left(\frac{V_m}{\sqrt{2}} \angle \theta\right) (1 \angle -90^\circ)}{\omega L} = \frac{\left(\frac{V_m}{\sqrt{2}} \angle \theta\right)}{(\omega L \angle 90^\circ)}$$

$$\dot{I} = \frac{\dot{V}}{j\omega L}$$

Capacitância em circuitos CA



$$v(t) = V_m \cos(\omega t + \theta)$$

$$q(t) = C v(t) \quad i(t) = \frac{d}{dt} q(t) = C \frac{dv(t)}{dt}$$

$$i(t) = C \frac{d}{dt} (V_m \cos(\omega t + \theta)) = C V_m \omega (-\text{sen}(\omega t + \theta))$$

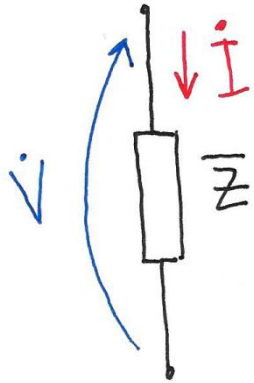
$$i(t) = +\omega C V_m \cos(\omega t + \theta + 90^\circ)$$

$$\begin{aligned} -\text{sen}(x) &= 0 \cdot \cos(x) - 1 \cdot \text{sen}(x) \\ &= \cos(90^\circ) \cdot \cos(x) - \text{sen}(90^\circ) \cdot \text{sen}(x) \\ &= \cos(x + 90^\circ) \end{aligned}$$

$$\dot{I} = \frac{\omega C V_m}{\sqrt{2}} \angle (\theta + 90^\circ) = \left(\frac{V_m}{\sqrt{2}} \angle \theta \right) (\omega C \angle 90^\circ) = \frac{\left(\frac{V_m}{\sqrt{2}} \angle \theta \right)}{\frac{1}{\omega C} \angle -90^\circ}$$


$$\dot{I} = \frac{\dot{V}}{\frac{1}{\omega C}}$$


Impedâncias

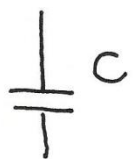


$$\dot{i} = \frac{\dot{v}}{\bar{Z}}$$

\bar{Z} é um número complexo, não um fasor!

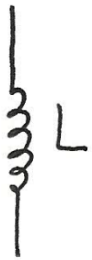

$$R \rightarrow \bar{Z} = R \quad [\Omega]$$


$$L \rightarrow \bar{Z} = j\omega L \quad [\Omega]$$


$$C \rightarrow \bar{Z} = \frac{-j}{\omega C} \quad [\Omega]$$

Reatâncias

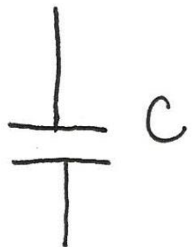
- Reatância indutiva



$$X_L = \omega L$$

$$\rightarrow Z = jX_L$$

- Reatância capacitiva



$$X_C = \frac{1}{\omega C}$$

$$\rightarrow Z = -jX_C$$

Fontes CA

- Fonte de tensão CA ideal



- Fonte de corrente CA ideal



Associações de impedâncias

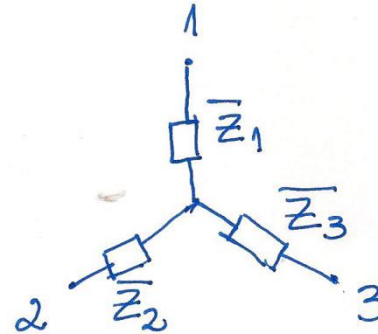
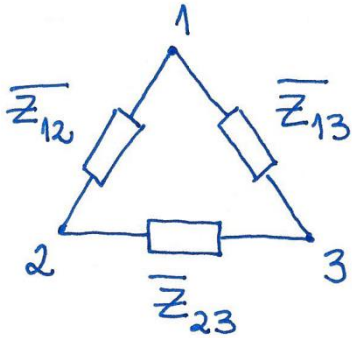
- Série

$$\bar{Z}_{eq} = \bar{Z}_1 + \bar{Z}_2 + \dots + \bar{Z}_m$$

- Paralelo

$$\bar{Z}_{eq} = \frac{1}{\frac{1}{\bar{Z}_1} + \frac{1}{\bar{Z}_2} + \dots + \frac{1}{\bar{Z}_n}}$$

Transformação $\Delta \leftrightarrow Y$



$$\bar{Z}_{12} = \frac{\bar{Z}_1 \bar{Z}_2 + \bar{Z}_1 \bar{Z}_3 + \bar{Z}_2 \bar{Z}_3}{\bar{Z}_3}$$

$$\bar{Z}_{13} = \frac{\bar{Z}_1 \bar{Z}_2 + \bar{Z}_1 \bar{Z}_3 + \bar{Z}_2 \bar{Z}_3}{\bar{Z}_2}$$

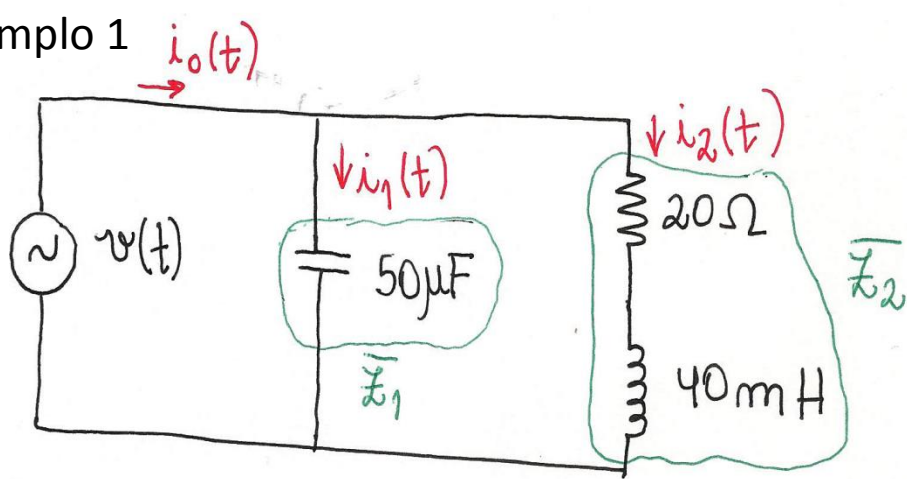
$$\bar{Z}_{23} = \frac{\bar{Z}_1 \bar{Z}_2 + \bar{Z}_1 \bar{Z}_3 + \bar{Z}_2 \bar{Z}_3}{\bar{Z}_1}$$

$$\bar{Z}_1 = \frac{\bar{Z}_{12} \bar{Z}_{13}}{\bar{Z}_{12} + \bar{Z}_{13} + \bar{Z}_{23}}$$

$$\bar{Z}_2 = \frac{\bar{Z}_{12} \bar{Z}_{23}}{\bar{Z}_{12} + \bar{Z}_{13} + \bar{Z}_{23}}$$

$$\bar{Z}_3 = \frac{\bar{Z}_{13} \bar{Z}_{23}}{\bar{Z}_{12} + \bar{Z}_{13} + \bar{Z}_{23}}$$

Exemplo 1



$$v(t) = 120 \cos(2\pi 60t + 60^\circ) \text{ V}$$

$$i_0(t), i_1(t), i_2(t) = ?$$

$$\dot{V} = \frac{120}{\sqrt{2}} \angle (60^\circ - 90^\circ) = 84,853 \angle -30^\circ \text{ V}$$

$$\bar{Z}_1 = \frac{-j}{2\pi 60 \cdot 50 \cdot 10^{-6}} = -j 53,052 \Omega$$

$$\bar{Z}_2 = 20 + j 2\pi 60 \cdot 40 \cdot 10^{-3} = 20 + j 15,080 \Omega$$

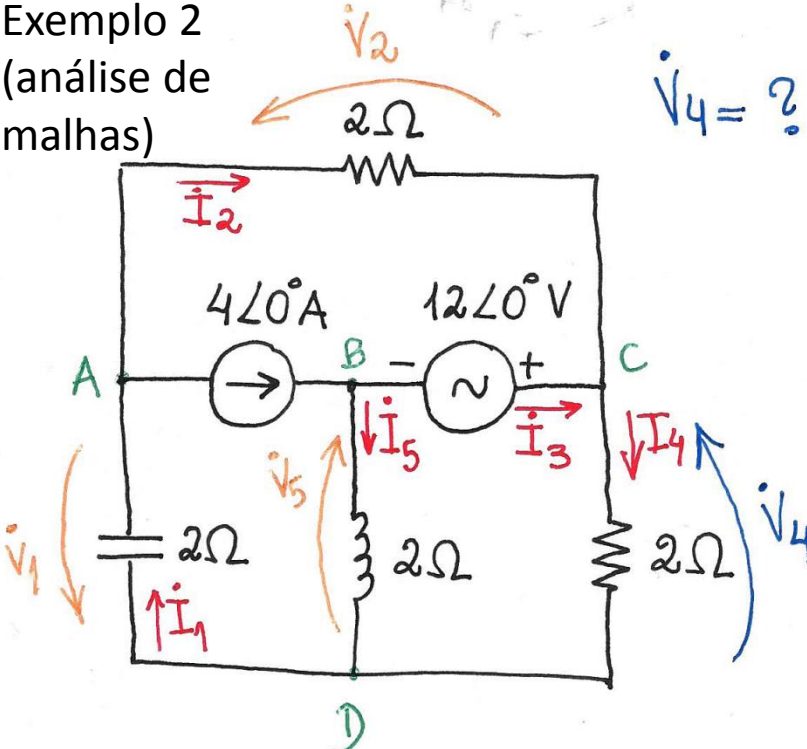
$$\dot{I}_1 = \frac{\dot{V}}{\bar{Z}_1} = \frac{84,853 \angle -30^\circ}{-j 53,052} = \frac{84,853 \angle -30^\circ}{53,052 \angle -90^\circ} = 1,599 \angle 60^\circ = 0,800 + j 1,385 \text{ A}$$

$$\dot{I}_2 = \frac{\dot{V}}{\bar{Z}_2} = \frac{84,853 \angle -30^\circ}{20 + j 15,080} = \frac{84,853 \angle -30^\circ}{25,048 \angle 37,02^\circ} = 3,388 \angle -67,02^\circ = 1,323 - j 3,119 \text{ A}$$

$$\begin{aligned} \dot{I}_0 &= \dot{I}_1 + \dot{I}_2 \\ &= 2,123 - j 1,734 = 2,741 \angle -39,24^\circ \text{ A} \end{aligned}$$

$$\begin{aligned} i_0(t) &= 3,876 \cos(2\pi 60t - 39,24^\circ) \text{ A} \\ i_1(t) &= 2,261 \cos(2\pi 60t + 60^\circ) \text{ A} \\ i_2(t) &= 4,791 \cos(2\pi 60t - 67,02^\circ) \text{ A} \end{aligned}$$

Exemplo 2
(análise de malhas)



$\dot{V}_4 = ?$

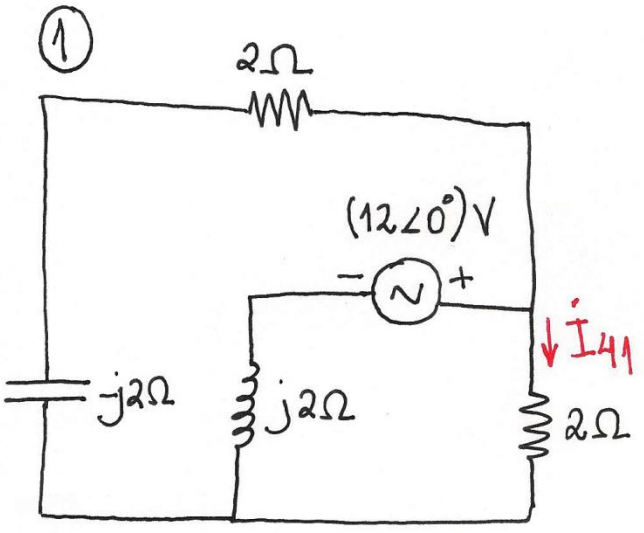
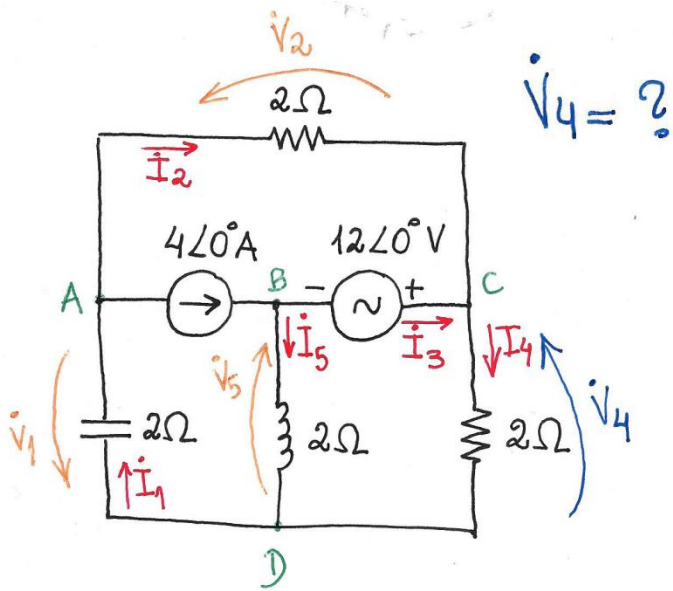
PLK: $\dot{I}_1 - (4\angle 0^\circ) - \dot{I}_2 = 0$
 $(4\angle 0^\circ) - \dot{I}_3 - \dot{I}_5 = 0$
 $\dot{I}_2 + \dot{I}_3 - \dot{I}_4 = 0$

SLK: $-2j\dot{I}_5 - (12\angle 0^\circ) + 2\dot{I}_4 = 0$
 $-2j\dot{I}_1 + 2\dot{I}_2 + (12\angle 0^\circ) + 2j\dot{I}_5 = 0$

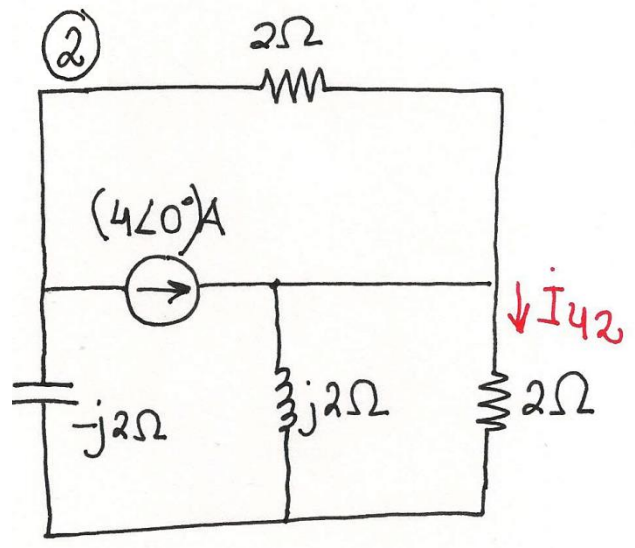
$$\begin{bmatrix} 1 & -1 & 0 & 0 & 0 \\ 0 & 0 & -1 & 0 & -1 \\ 0 & 1 & 1 & -1 & 0 \\ 0 & 0 & 0 & 2 & -j2 \\ -j2 & 2 & 0 & 0 & j2 \end{bmatrix} \begin{bmatrix} \dot{I}_1 \\ \dot{I}_2 \\ \dot{I}_3 \\ \dot{I}_4 \\ \dot{I}_5 \end{bmatrix} = \begin{bmatrix} 4\angle 0^\circ \\ -(4\angle 0^\circ) \\ 0 \\ 12\angle 0^\circ \\ -(12\angle 0^\circ) \end{bmatrix} \Rightarrow \begin{bmatrix} \dot{I}_1 \\ \dot{I}_2 \\ \dot{I}_3 \\ \dot{I}_4 \\ \dot{I}_5 \end{bmatrix} = \begin{bmatrix} j2 \\ -4+j2 \\ 6-j4 \\ 2-j2 \\ -2+j4 \end{bmatrix} \mathbf{A} = \begin{bmatrix} 2,000 \angle 90^\circ \\ 4,472 \angle 153,43^\circ \\ 7,211 \angle -33,69^\circ \\ 2,828 \angle -45^\circ \\ 4,472 \angle 116,56^\circ \end{bmatrix} \mathbf{A}$$

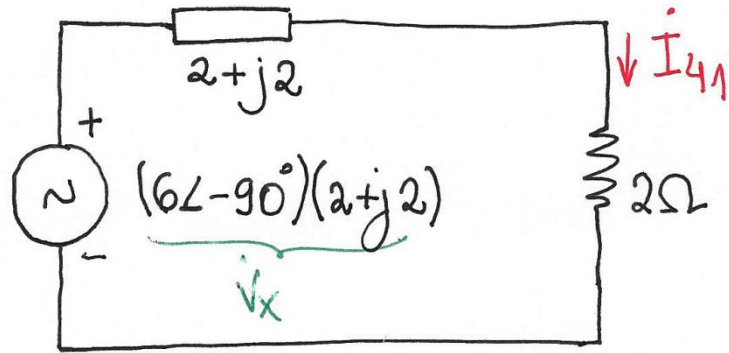
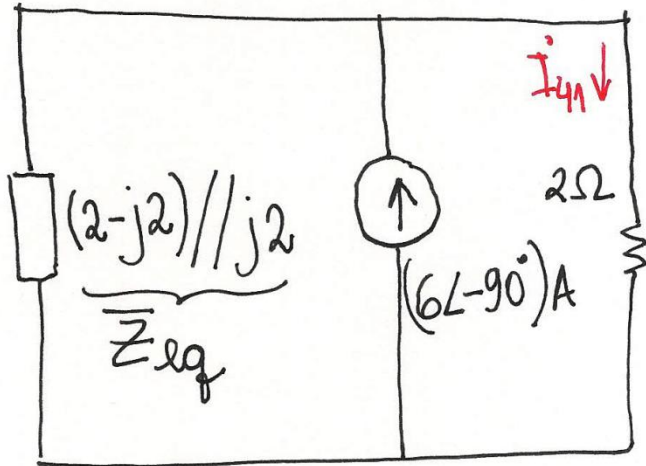
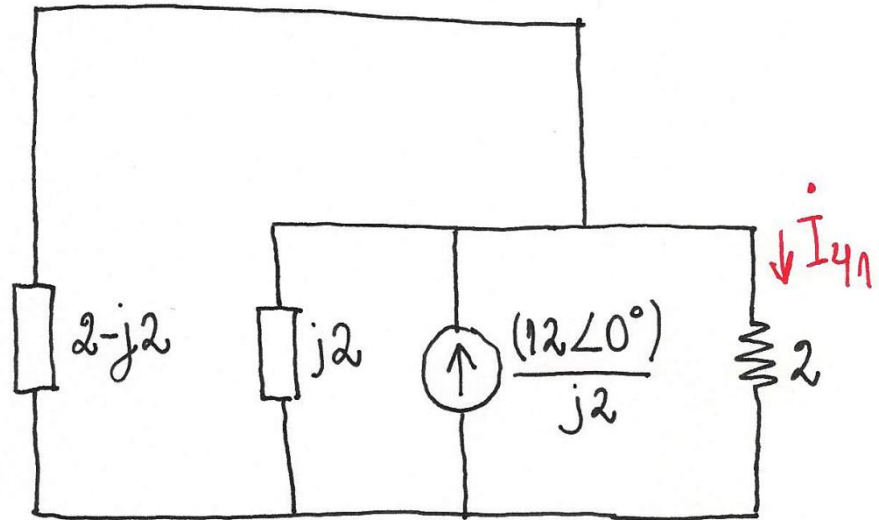
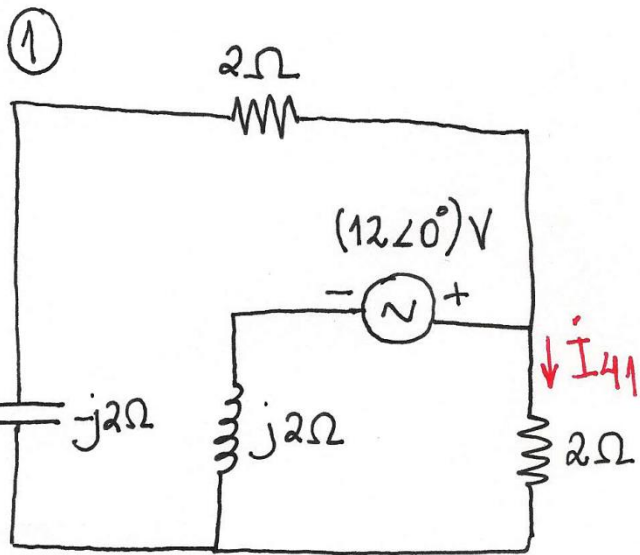
$\dot{V}_4 = 2\dot{I}_4 = 2(2,828 \angle -45^\circ) = (5,656 \angle -45^\circ) \mathbf{V}$

Exemplo 2 (superposição/conversão de fontes)



+





$$I_{41} = \frac{\dot{V}_x}{(2+j2)+2}$$

$$I_{41} = \frac{16,968 \angle -45^\circ}{4,472 \angle 26,56^\circ}$$

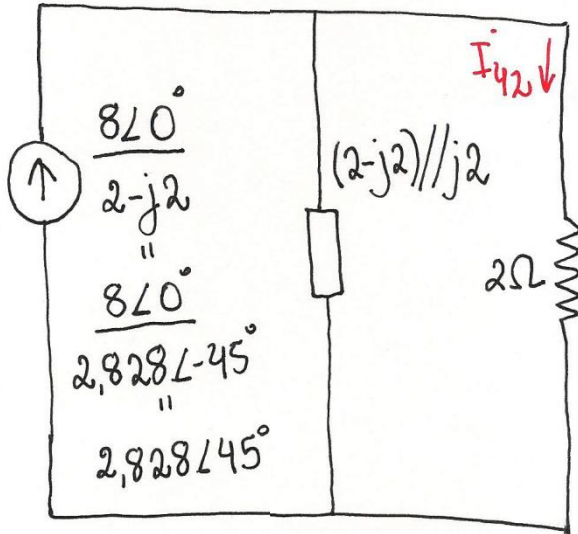

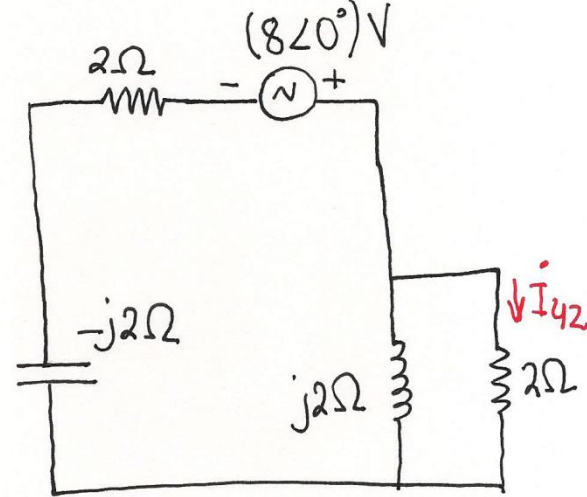
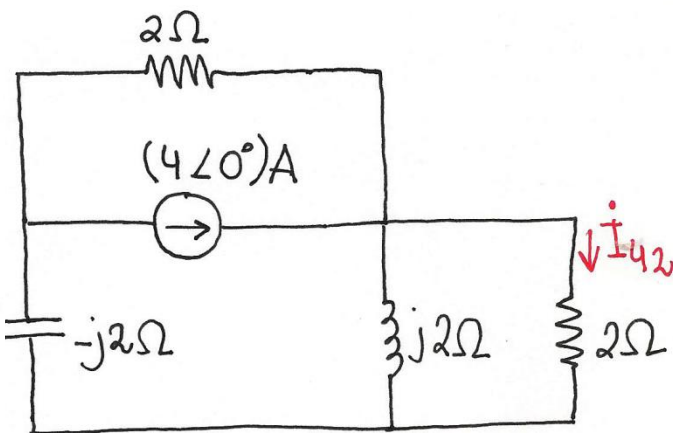
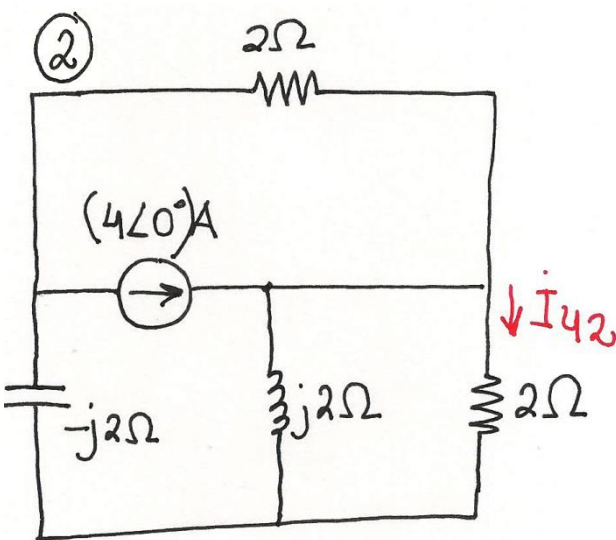
$$\dot{V}_x = (6 \angle -90^\circ)(2,828 \angle 45^\circ) \text{ V}$$

$$= (16,968 \angle -45^\circ) \text{ V}$$

$$\bar{Z}_{eq} = \frac{j2(2-j2)}{2-j2+j2} = \frac{4+j4}{2} = 2+j2$$

$$I_{41} = (3,795 \angle -71,56^\circ) \text{ A}$$

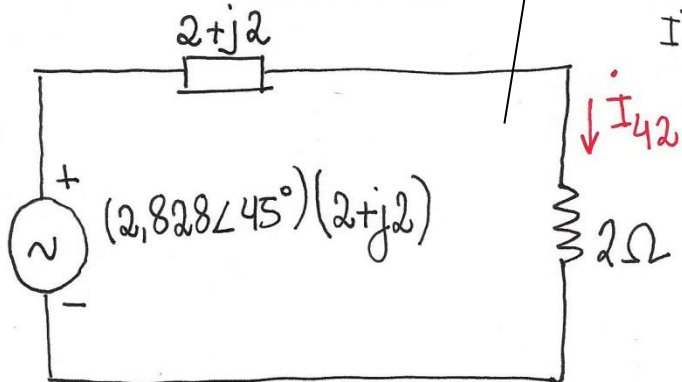
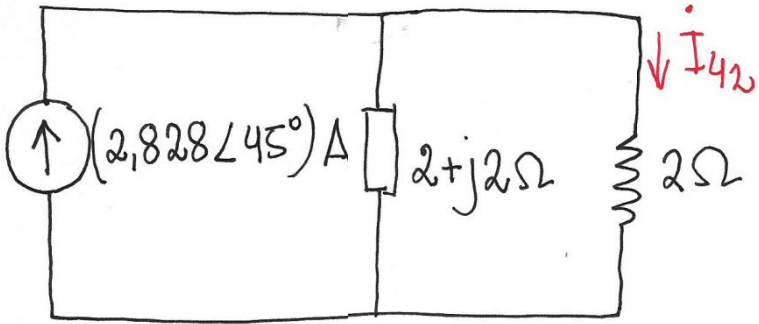
$$= (1,2 - j3,6) \text{ A}$$



$$I_{42} = \frac{(2,828 \angle 45^\circ)(2+j2)}{(2+j2)+2} = \frac{(2,828 \angle 45^\circ)(2,828 \angle 45^\circ)}{4,472 \angle 26,56^\circ}$$

$$I_{42} = (1,789 \angle 63,43^\circ) \text{ A} = (0,800 + j1,600) \text{ A}$$

$$I_4 = I_{41} + I_{42} = (2-j2) \text{ A}$$



$$V_4 = 2 I_4 = (4-j4) \text{ V} = (5,657 \angle -45^\circ) \text{ V}_{24}$$