


«OLJÅ»

Norwegian oil and gas distribution

OI, MEU NOME É JARDAR

History

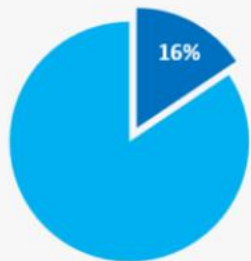
- ▶ Groningen, Netherlands 1959
- ▶ Organization of the Petroleum Exporting Countries (OPEC) 1960
- ▶ Ekofisk 1969
- ▶ Statoil 1972 (Now Equinor)
- ▶ Iranian revolution 1979
- ▶ The Government Pension Fund Global 1990



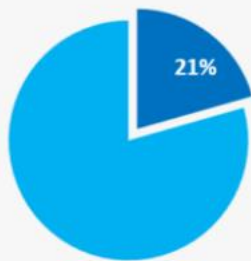
Economy distribution

- ▶ Long term planning
- ▶ State's Direct Financial Interest (SDFI)
- ▶ The Government Pension Fund Global
NOK 8 256 billion
- ▶ Tax revenues (78% tax on profit)

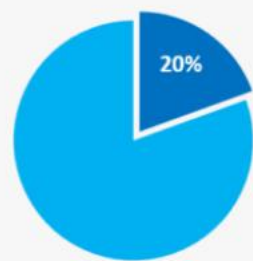
	2018	2019
Taxes	110.3	135.7
Environmental taxes and area fees	7.0	7.0
Net cash flow from SDFI	118.7	100.7
Equinor dividend	15.0	19.5
The net government cash flow	251.0	262.9



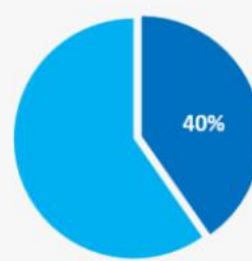
Share of GDP



Share of the State's revenues



Share of total investments



Share of total exports

«The value creation shall benefit the Norwegian society as a whole»

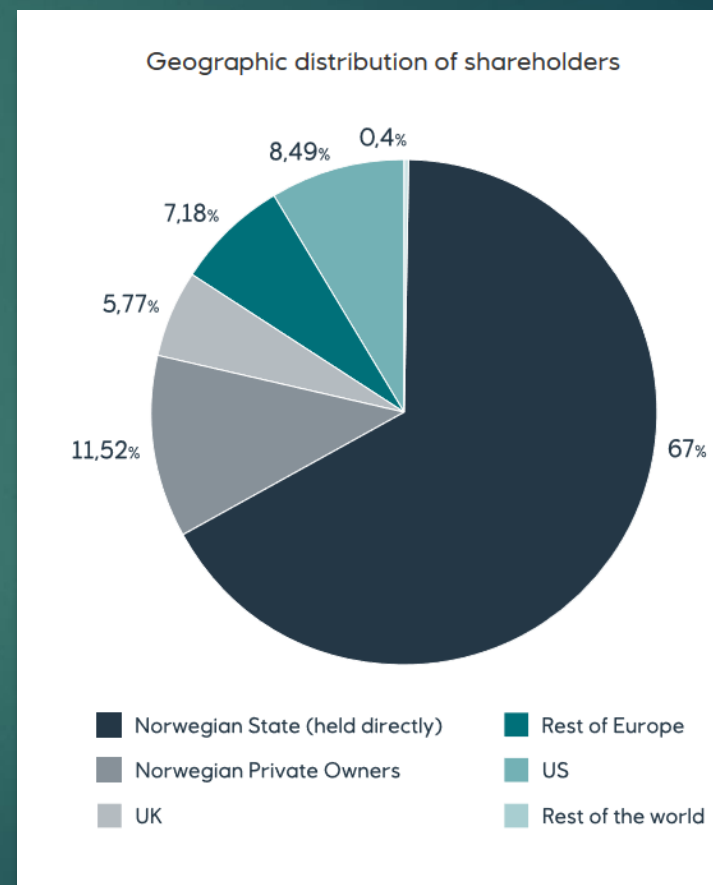
Equinor



/Statoil



- ▶ Norwegian Oil company
67 % of shares
- ▶ 70% of production on
Norwegian Continental Shelf
- ▶ Involved in more than 30
countries
- ▶ Total revenues: 79,593 USD
million (2018)
- ▶ Second biggest oil operator in
Brazil



Sources:

- ▶ <https://www.regjeringen.no/no/tema/energi/olje-og-gass/norsk-oljehistorie-pa-5-minutter/id440538/>
- ▶ <https://www.norskpetroleum.no/okonomi/>
- ▶ <https://www.norskpetroleum.no/en/framework/>
- ▶ <https://www.norskpetroleum.no/en/economy/governments-revenues/>
- ▶ <https://www.norskpetroleum.no/okonomi/petroleumsskatt/>
- ▶ <https://www.norskpetroleum.no/okonomi/forvaltning-av-inntektene/>
- ▶ <https://www.equinor.com/en/where-we-are/brazil.html>
- ▶ <https://www.norskpetroleum.no/rammeverk/rammeverkstatlig-organisering-av-petroleumsvirksomheten/>
- ▶ <https://forskning.no/naturressursforvaltning-olje-og-gass-okonomi/hvordan-ble-norge-et-rikt-land/365536>
- ▶ <https://www.equinor.com/en/about-us.html>