

Projeto
Fórceps
Ergonômico

Grupo 2



Oi eu sou o
Pitt!





Bom dia Dr. Pitt!
Tudo certo para
minha extração?

Tudo certo
Brad! Vamos
lá?




Uhhuul um dente à menos!



Boa tarde
Dr. Pitt!

Olá Sra. Jolie! Desculpe-
me pelo atraso, a
extração anterior demorou
mais que o esperado.






Meu ombro dói,
meu cotovelo dói,
meu pulso dói...
Estou exausto!



Oh, quem
poderá me
ajudar?






A cartoon illustration of a young man with dark hair and large eyes, looking slightly to the right. He is wearing a white lab coat. Four thought bubbles of varying sizes are connected to his head by thin lines, each containing text in bold black font. The background is a faded grid of various images, including landscapes and buildings.

**Adaptar-se
melhor à
minha mão**

**Ter maior precisão
e segurança para
mim e para meu
paciente**

**Reduzir esforços
do pulso, ombro e
cotovelo**

**Ser mais
leve**

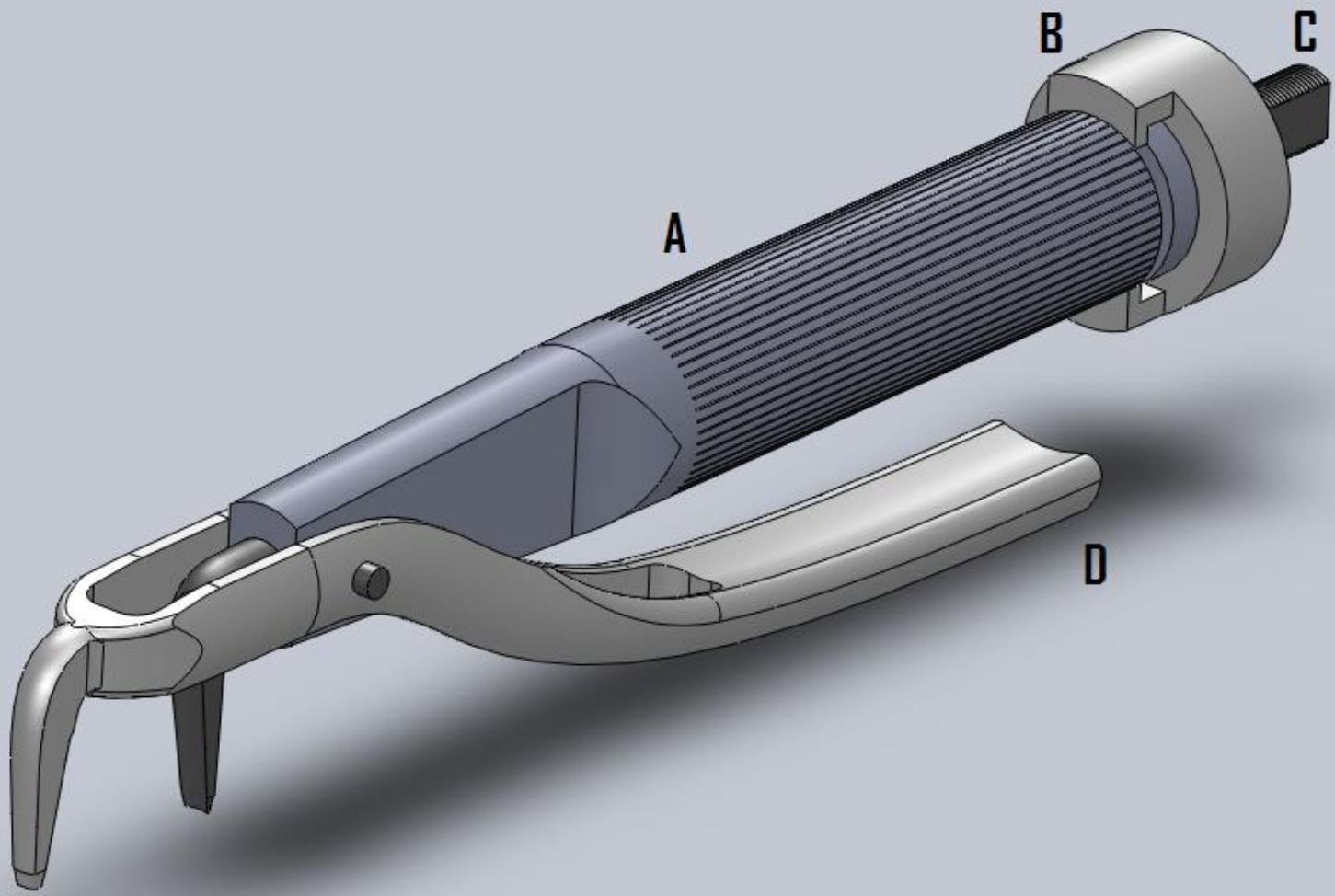



**Melhorar o encaixe
na mão do usuário**

**Dar segurança e
precisão para a
extração**

**Ter um ajuste
grosseiro e um
fino**








Uaal,
muito
melhor!






A close-up photograph of a person's mouth, showing a dental procedure. A hand is holding a dental tool, possibly a scaler or explorer, against a tooth. The background is dark, and the lighting is focused on the tooth and the tool.

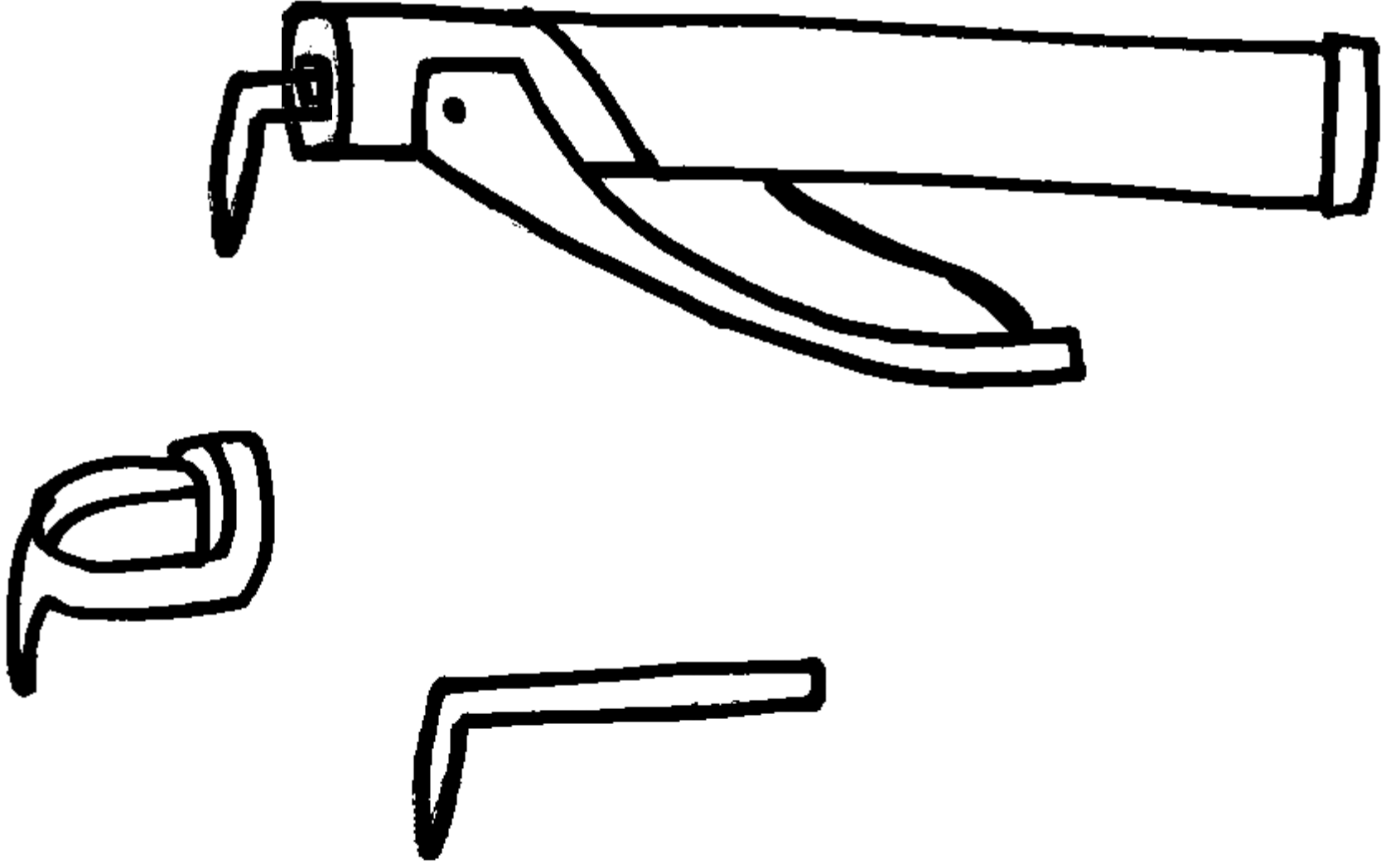
**Manter os cabos
principal e
secundário**


**Pontas
intercambiáveis**



**Remover o
ajuste
grosseiro**













obrigado!