

Flávio Henrique Utamu

27/06/14

GH=1

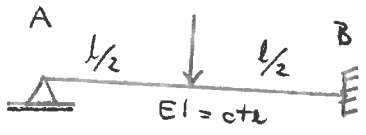


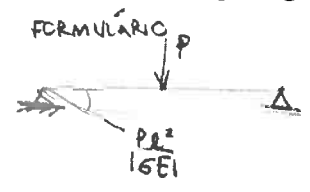
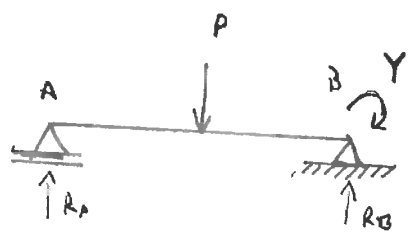
Diagrama M e V?

Compatibilidade

$$\theta_B = 0$$

$$\frac{Pl^2}{16EI} - \frac{Yl}{3EI} = 0$$

$$Y = \frac{3}{16} Pl$$



$$R_A + R_B = P$$

$$-\frac{Pl}{2} - Y + R_B l = 0$$

$$-\frac{Pl}{2} - \frac{3}{16} Pl + R_B l = 0 \Rightarrow R_B = \frac{11}{16} P$$

$$R_A = \frac{5}{16} P$$

