

Time of Application Influences Translocation of Auxinic Herbicides in Palmer Amaranth (*Amaranthus palmeri*)

Christopher R. Johnston, Peter M. Eure, Timothy L. Grey, A. Stanley Culpepper, and William K. Vencill*

The efficacy of WSSA Group 4 herbicides has been reported to vary with dependence on the time of day the application is made, which may affect the value of this mechanism of action as a control option and resistance management tool for Palmer amaranth. The objectives of this research were to evaluate the effect of time of day for application on 2,4-D and dicamba translocation and whether or not altering translocation affected any existing variation in phytotoxicity seen across application time of day. Maximum translocation (T_{\max}) of [^{14}C]2,4-D and [^{14}C]dicamba out of the treated leaf was significantly increased 52% and 29% to 34% in one of two repeated experiments for each herbicide, respectively, with application at 7:00 AM compared with applications at 2:00 PM and/or 12:00 AM. Applications at 7:00 AM increased [^{14}C]2,4-D distribution to roots and increased [^{14}C]dicamba distribution above the treated leaf compared with other application timings. In phytotoxicity experiments, dicamba application at 8 h after exposure to darkness (HAED) resulted in significantly lower dry root biomass than dicamba application at 8 h after exposure to light (HAEL). Contrasts indicated that injury resulting from dicamba application at 8 HAEL, corresponding to midday, was significantly reduced with a root treatment of 5-[*N*-(3,4-dimethoxyphenylethyl)methylamino]-2-(3,4-dimethoxyphenyl)-2-isopropylvaleronitrile hydrochloride (verapamil) compared with injury observed with dicamba application and a root treatment of verapamil at 8 HAED, which corresponded to dawn. Overall, time of application appears to potentially influence translocation of 2,4-D and dicamba. Furthermore, inhibition of translocation appears to somewhat influence variation in phytotoxicity across times of application. Therefore, translocation may be involved in the varying efficacy of WSSA Group 4 herbicides due to application time of day, which has implications for the use of this mechanism of action for effective control and resistance management of Palmer amaranth.

Nomenclature: 2,4-D; 5-[*N*-(3,4-dimethoxyphenylethyl)methylamino]-2-(3,4-dimethoxyphenyl)-2-isopropylvaleronitrile hydrochloride; dicamba; Palmer amaranth, *Amaranthus palmeri* S. Wats.

Key words: Auxin transport inhibitor, herbicide resistance, radiolabeled herbicide.

Palmer amaranth is an annual weed of great economic significance in the southeastern United States. Infestation has been reported to cause severe yield loss in many cropping systems (Bensch et al. 2003; Burke et al. 2007; Rowland et al. 1999). Furthermore, the ability of this species to prolifically produce seed favors its propagation and dispersal of germplasm that is the result of genetic recombination (Keeley et al. 1987). The selection pressure associated with overreliance on glyphosate to control Palmer amaranth coupled with the aforementioned abundant seed production have

resulted in rapid spread of glyphosate-resistant biotypes of this weed (Culpepper et al. 2006; Norsworthy et al. 2008; Scott et al. 2007; York et al. 2007). There are no costs of fitness associated with seed production for the glyphosate-resistant biotype (Webster and Grey 2015). Increasing resistance to protoporphyrinogen oxidase-inhibiting (WSSA Group 14) herbicides has been further complicating options for potential chemical control of *Amaranthus* for agronomists, particularly in the mid-South in Palmer amaranth (Giacomini et al. 2017; Shoup et al. 2003). Solely adopting the use of WSSA Group 14 herbicides for Palmer amaranth control in response to glyphosate resistance could theoretically increase the occurrence of resistance to protoporphyrinogen oxidase-inhibiting herbicides in this species. Therefore, combining the use of herbicides with several different mechanisms of action for Palmer amaranth control by including chemistries such as auxinic herbicides (WSSA Group 4) is a valuable resistance management strategy.

DOI: 10.1017/wsc.2017.36

* First and fifth authors: Graduate Student and Professor, Department of Crop and Soil Sciences, University of Georgia, Athens, GA 30602; second, third, and fourth authors: Graduate Student, Professor, and Professor, Department of Crop and Soil Sciences, University of Georgia, Tifton, GA 31793. Current address of second author: Syngenta Biological Assessment–North America, Product Evaluation, Houston, TX 77030. Corresponding author's E-mail: cjohnst@uga.edu

Auxinic herbicides were the first class of selective chemical weed control agents in agriculture, used for broadleaf weed control in cereal crops (Grossmann 2000; Norman et al. 1950). The first commercially available herbicide with this mechanism of action, 2,4-D, was introduced to the market about 70 yr ago. Since then, many structural analogues of herbicides of this class have been discovered and introduced into various agronomic applications. Along with such diversification of this mechanism of action has come a wider weed control spectrum, increasing the utility and importance of this group of herbicides across many different agronomic systems (Cobb and Reade 2010). The most current improvements to these chemistries include the introduction of new salts and products labeled for use on WSSA Group 4 herbicide-resistant crops. The new choline salt of 2,4-D, contained in the combination product Enlist Duo™, is now labeled for application on Enlist™ corn (*Zea mays* L.), soybean [*Glycine max* (L.) Merr.], and cotton (*Gossypium hirsutum* L.) (Anonymous 2017). In addition, the new diglycolamine salt of dicamba in XtendiMax™ with VaporGrip™ Technology is now labeled for use on Roundup Ready 2 Xtend™ crops (Anonymous 2015b). Another new salt of dicamba is the N,N-Bis-(3-aminopropyl)methylamine salt formulated for the Engenia™ herbicide (Anonymous 2016). New salts of WSSA Group 4 herbicides such as these are formulated to result in reduced volatility and drift potential, which are problematic with these chemistries. These improvements will likely lead to increased use of these herbicides, particularly with the advent of resistance to other mechanisms of action.

In many large-scale systems involving WSSA Group 4 herbicides, herbicide applications must be made at various times of the day. Agronomists may apply herbicides very early or late in the day when temperatures and sunlight intensity are reduced in order to increase the time of spray droplet retention on leaves prior to evaporation, or because farm size may require that applications be made at these times of day due to general time constraints (Prasad et al. 1967; Sellers et al. 2003). However, weed control resulting from auxinic herbicide use has been shown to vary depending upon time of application; this has been reported to occur with members of the phenoxyalkanoic, benzoic, and pyridinecarboxylic acid chemical classes that comprise the majority of WSSA Group 4 herbicides (Bovey et al. 1972; Skuterud et al. 1998; Stewart et al. 2009; Weaver and Nylund 1963). The causes of variation in weed control related to application time of day are not well understood, partially due to the complexity of this particular

mechanism of action (Song 2014). Any reduced efficacy of WSSA Group 4 herbicides caused by this phenomenon is of concern due to potential for yield loss, selection for resistance, or other adverse consequences resulting from compromised weed control. Investigation into the mechanisms conferring time-of-day effects are thus warranted to better understand the potential for this phenomenon and ways to counter it in agronomic systems.

Translocation has been correlated with phytotoxicity in previous research with WSSA Group 4 herbicides and members of other herbicide mechanisms of action (Beriault et al. 1999; Geiger and Bestman 1990; Goggin et al. 2016). It is therefore of interest whether or not herbicide translocation and phytotoxicity are processes that are affected by time of application, and if so, by what mechanisms. Manipulating transport of auxins has been reported to also influence the translocation and activity of herbicides in the WSSA Group 4 mechanism of action, particularly 2,4-D (Goggin et al. 2016). The auxin translocation inhibitors 2,3,5-triiodobenzoic acid (TIBA) and 5-[*N*-(3,4-dimethoxyphenylethyl)methylamino]-2-(3,4-dimethoxyphenyl)-2-isopropylvaleronitrile hydrochloride (verapamil) are known to inhibit the action of auxin transporters of the PIN family and ATP-binding cassette subfamily B family (ABCB), respectively (Shukla et al. 2011; Zhu and Geisler 2015). Diflufenzopyr (DFFP), a synthetic semicarbazone, is combined with dicamba in the product Distinct® for use in corn, pastures, and rangeland and blocks movement of both natural plant auxins and dicamba (Anonymous 2015a). It has been suggested that DFFP may improve herbicide efficacy by limiting translocation to growing points and meristematic tissue, thereby reducing regrowth following herbicide application (Bowe et al. 1999; Lym and Deibert 2005). This takes place presumably through inhibition of PIN proteins via binding to proteins known to interact with the phytohormone naphthylphthalamic acid, itself an auxin transport inhibitor (Brunn et al. 1994; Grossmann et al. 2002; Hess et al. 1998; Subramanian et al. 1997). Treating plants with translocation inhibitors such as TIBA, verapamil, and DFFP and then applying Group 4 herbicides at different times of day may grant insights into the role of translocation behind the time-of-day effect, particularly by observing any resulting alterations in efficacy. The purpose of this research was to investigate the effect of time of application on both dicamba and 2,4-D translocation, and how different application timings and translocation inhibitors influence dicamba efficacy on Palmer amaranth.

Materials and Methods

Absorption and Translocation Experiments.

Experiments using radiolabeled herbicides were conducted in Tifton, GA, from August to October 2013. Palmer amaranth seed collected in Macon County, GA, was sown in the greenhouse in 12.7-cm-diameter cups with a 17.8-cm depth filled with a 3:1 potting mix (Scotts Miracle-Gro Company, 14111 Scottslawn Road, Marysville, OH 43040) to sand mixture. Plants were thinned within 1 wk of emergence, and individual plants were allowed to grow to the 3- to 5-leaf stage (12- to 14-cm tall) prior to herbicide treatments. Supplemental light was provided in the greenhouse at $400 \mu\text{mol m}^{-2} \text{s}^{-1}$ to ensure plants received 14 h of light per day. Daytime greenhouse temperatures ranged from 29 to 32 C, and nighttime temperatures ranged from 18 to 21 C. Relative humidity in the greenhouse ranged from 75% to 95%.

Applications of dicamba and 2,4-D were made at 7 AM (sunrise), 2 PM (6 h after sunrise), and 12 AM (6 h before sunrise). At each application time, corresponding plants had the most acropetal fully expanded leaf covered with a plastic sheath prior to nonlabeled herbicide application. The 2,4-D (Weedar[®] 64, $0.455 \text{ kg ae L}^{-1}$, Nufarm Americas, 11901 South Austin Avenue, Alsip, IL 60803) was applied broadcast at $0.28 \text{ kg ae ha}^{-1}$ and dicamba (Clarity[®], $0.479 \text{ kg ae L}^{-1}$, BASF Corporation, 26 Davis Drive, Research Triangle Park, NC 27709) at $0.14 \text{ kg ae ha}^{-1}$. Directly following the drying of the spray droplet, plants were moved to the laboratory. Plastic sheaths were removed, and the most acropetal fully expanded leaf of each plant was treated with radiolabeled herbicide. The 2,4-D treatment had a total of 5.17 kBq of [¹⁴C]2,4-D (ring-labeled, specific activity $7.449 \text{ MBq mg}^{-1}$, 99.7% radiochemical purity) applied, and the dicamba treatment had a total of 3.30 kBq of [¹⁴C]dicamba (ring-labeled, specific activity $1.658 \text{ MBq mg}^{-1}$, 99.5% radiochemical purity) applied. No surfactants were added to the radiolabeled working mix. Radiolabeled herbicide applications were made using a micro-applicator (Burkard Manufacturing, Rickmansworth, Hertfordshire, UK) with ten 1 μl drops applied to each plant. Applications made at 7:00 AM and 12:00 AM were done under low-intensity green light to reduce interference with diurnal plant rhythms. Once the droplet containing the [¹⁴C]herbicide dried, plants were moved to a growth chamber set to a 32 C/21 C day/night temperature with a 14-h light ($450 \mu\text{mol m}^{-2} \text{s}^{-1}$) and 10-h dark photoperiod, with light from 7 AM to 9 PM and 50% relative humidity.

Four separate harvest timings were used for each herbicide treatment to analyze absorption and translocation trends over time. Harvests were made 6, 12, 24, and 48 h after radiolabeled herbicide application. Plants were sectioned into four fractions: treated leaf, shoot tissue above the treated leaf, shoot tissue below the treated leaf, and roots. Plant tissues were oxidized using a biological oxidizer (OX-500, R. J. Harvey Instrument, 123 Patterson Street, Hillsdale, NJ 07642), and radioactivity was measured using liquid scintillation spectrometry (LS 6000 TA, Beckman Instruments, 2500 Harbor Boulevard, Fullerton, CA 92634). Treated leaves were washed twice with 10 ml of a 1:1 water:ethanol solution to remove nonabsorbed radiolabeled herbicide; [¹⁴C] herbicide removed from washing was added to radioactivity from plant fractions to determine percent recovery. Percent absorption was calculated as the total [¹⁴C]herbicide recovered from plant tissue fractions divided by the total recovered [¹⁴C] herbicide. Specific radioactivity was calculated as total [¹⁴C]herbicide in roots or shoots divided by dry weight of the corresponding plant fraction.

A completely randomized design was used with four replications. ANOVA was applied to absorption, translocation, specific radioactivity, and final [¹⁴C] herbicide distribution data using the GLM procedure in SAS (SAS Studio, SAS Institute, 100 SAS Campus Drive, Cary, NC 27513). Means were separated using Fisher's protected LSD test at $\alpha=0.05$. Nonlinear regression analysis and model selection were performed using the 'drc' (Ritz et al. 2015) and 'qpcR' (Ritz and Spiess 2008) packages in R (R v. 3.3.3, R Foundation for Statistical Computing, Vienna, Austria) to determine maximum [¹⁴C] herbicide absorption (A_{max}), maximum ¹⁴C translocation (T_{max}) out of the treated leaf, and the time required for 90% of absorption or translocation (t_{90}) to occur. Nonlinear regression analysis was performed according to the method outlined by Kniss et al. (2011). Models used a rectangular hyperbolic model,

$$y = (\beta_{\text{max}} \times t) / (0.11 \times t_{90} + t) \quad [1]$$

where y is absorption or translocation, β_{max} is the A_{max} or T_{max} , and t is time after application. Rectangular hyperbolic models were selected over asymptotic regression and linear models based on values calculated using Akaike's information criterion corrected for small sample sizes. Parameters for A_{max} or T_{max} and t_{90} were compared across treatments using likelihood ratio tests. Plotting of rectangular hyperbolic models was carried out using Sigmaplot

(Sigmaplot 11, Systat Software, 2107 N First Street, Suite 360, San Jose, CA 95131).

Phytotoxicity Experiments. Growth chamber experiments were conducted in Athens, GA, from July to September 2016 to evaluate the effect of translocation inhibitors and time of application on dicamba phytotoxicity to Palmer amaranth. Palmer amaranth seed was obtained from the University of Georgia Iron Horse Plant Sciences Farm in Watkinsville, GA, and sowed in the greenhouse in 354-ml plastic cups in a potting mix (Fafard[®] 2, Sun Gro Horticulture, 770 Silver Street, Agawam, MA 01001). Plants were allowed to grow to the 3- to 5-leaf stage and were transplanted into opaque 125-ml bottles (Thermo Fisher Scientific, 168 Third Avenue, Waltham, MA 02451) containing deionized water and a 20-20-20 liquid-soluble fertilizer at a rate containing the nitrogen content of a 17% strength Hoagland solution (liquid fertilizer rate was determined from a preliminary rate titration experiment to determine the highest fertilizer rate that did not cause burning of meristematic tissue; unpublished data). Plants were then placed in a growth chamber set to a 16-h light/8-h dark photoperiod, with light from 8:00 AM to 12:00 AM ($600 \mu\text{mol m}^{-2} \text{s}^{-1}$), at 25 C and with ambient relative humidity of 50%. Plants were allowed to acclimate to growth chamber conditions for 72 h prior to treatment.

Herbicide treatments included dicamba at $0.56 \text{ kg ae ha}^{-1}$, dicamba at $0.56 \text{ kg ae ha}^{-1}$ plus a root treatment of verapamil dissolved in ethanol, dicamba at $0.56 \text{ kg ae ha}^{-1}$ plus a root treatment of TIBA dissolved in ethanol, and dicamba plus DFFP (Distinct[®], $0.200 \text{ kg ae kg}^{-1}$ diflufenzopyr and $0.500 \text{ kg ae kg}^{-1}$ dicamba, BASF Corporation, 26 Davis Drive, Research Triangle Park, NC 27709) at $0.78 \text{ kg ae ha}^{-1}$. An untreated control was included, as well as a control root treatment with ethanol but no translocation inhibitor. All herbicide treatments were made either 8 h after exposure to darkness (HAED) or 8 h after exposure to light (HAEL) to simulate morning and midday applications, respectively. All dicamba treatments included a nonionic surfactant at 0.25% v/v. Root treatments were made by dissolving technical-grade verapamil (verapamil hydrochloride 98%, Sigma-Aldrich, 3050 Spruce Street, St Louis, MO 63103) or TIBA (2,3,5-triiodobenzoic acid 98+%, Alfa Aesar, 2 Radcliff Road, Tewksbury, MA 01876) into 99.5% reagent-grade ethanol to obtain a 12.5 mM stock solution of each. At 8 h prior to herbicide treatments, bottles to be administered verapamil or TIBA treatments were spiked with 100 μl of the

corresponding stock solution to obtain a $10 \mu\text{M}$ concentration of each translocation inhibitor in the growing solution. Water and fertilizer growing solution was changed every 3 d to prevent algae formation and reduction in dissolved oxygen, with the first change of growing solution occurring the day after herbicide treatment. Plants administered with translocation-inhibitor root treatments prior to herbicide application were only exposed to inhibitors for 24 h total, as successive changes of growing solution did not contain inhibitors.

Phytotoxicity was measured on a visual percent scale where 0% indicated no injury and 100% indicated complete desiccation. Phytotoxicity measurements were made at 3, 7, 10, and 14 d after application (DAA). At 14 DAA, fresh shoot weight was harvested, and root length was measured. Roots and shoots were then placed in a drying oven at 50 C for 96 h, and dry mass was obtained. Data were analyzed using the GLM procedure in SAS, and means were separated using Fisher's protected LSD test at $\alpha = 0.05$. The experiment was repeated.

Results and Discussion

Absorption. Experiment by treatment interactions were detected prior to nonlinear regression of absorption for both herbicides ($P < 0.0001$); results are therefore presented separately across experimental repetitions. Experiment by treatment interactions were not detected (unpublished data) for final absorption and specific radioactivity; results are therefore combined over experimental repetitions. Absorption of [¹⁴C]2,4-D and [¹⁴C]dicamba initially increased over time with all application timings, with the rate of increase in absorption decreasing after approximately 12 h after application (HAA) (Figure 1). Significant differences in t_{90} were detected across application times for Experiment 1 with 2,4-D, where t_{90} was significantly lower with 7:00 AM applications at 18 h compared with 2:00 PM applications (Table 1). Despite significant differences in A_{max} in nonlinear regression analysis, final absorption at 48 HAA was not statistically different across application timings for dicamba and 2,4-D (Table 2). Final absorption was 48% to 57% for [¹⁴C]2,4-D and 45% to 51% for [¹⁴C]dicamba. Specific radioactivity was also not statistically different across application times for both herbicides. Specific radioactivity of [¹⁴C]2,4-D in roots was 454 to 837 Bq g^{-1} , and specific radioactivity in shoots was 2,124 to 2,840 Bq g^{-1} . In [¹⁴C]dicamba experiments, specific radioactivity in roots was

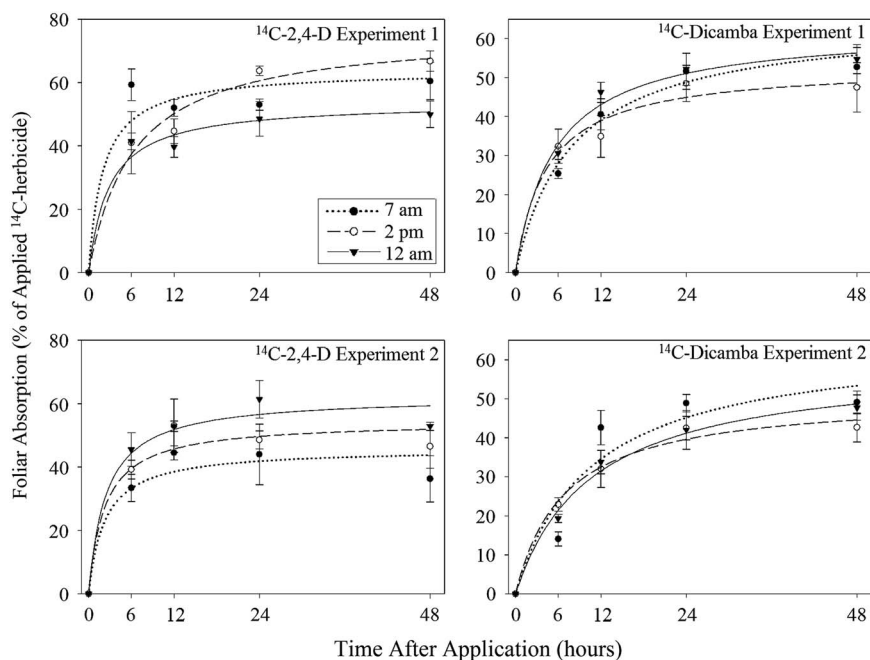


Figure 1. Absorption of [^{14}C]2,4-D and [^{14}C]dicamba in Palmer amaranth applied at three different application timings in two separate experiments in Tifton, GA, in 2013. Error bars represent standard error of the mean at each application timing and harvest. [^{14}C]2,4-D Experiment 1: 7 AM timing: $r^2=0.86$, $n=20$, $y=(63.17 \times t)/(0.11 \times 17.94 + t)$, $\text{SE}=8.96$; 2 PM timing: $r^2=0.87$, $n=20$, $y=(76.26 \times t)/(0.11 \times 56.41 + t)$, $\text{SE}=9.50$; 12 AM timing: $r^2=0.88$, $n=20$, $y=(53.48 \times t)/(0.11 \times 25.64 + t)$, $\text{SE}=7.02$. [^{14}C]2,4-D Experiment 2: 7 AM timing: $r^2=0.68$, $n=20$, $y=(45.46 \times t)/(0.11 \times 20.32 + t)$, $\text{SE}=11.25$; 2 PM timing: $r^2=0.78$, $n=20$, $y=(53.99 \times t)/(0.11 \times 20.33 + t)$, $\text{SE}=10.16$; 12 AM timing: $r^2=0.90$, $n=20$, $y=(62.08 \times t)/(0.11 \times 21.88 + t)$, $\text{SE}=7.54$. [^{14}C]dicamba Experiment 1: 7 AM timing: $r^2=0.91$, $n=19$, $y=(65.03 \times t)/(0.11 \times 71.82 + t)$, $\text{SE}=6.28$; 2 PM timing: $r^2=0.81$, $n=20$, $y=(53.04 \times t)/(0.11 \times 39.14 + t)$, $\text{SE}=8.74$; 12 AM timing: $r^2=0.94$, $n=19$, $y=(62.77 \times t)/(0.11 \times 49.50 + t)$, $\text{SE}=5.31$. [^{14}C]dicamba Experiment 2: 7 AM timing: $r^2=0.86$, $n=20$, $y=(65.16 \times t)/(0.11 \times 95.63 + t)$, $\text{SE}=7.88$; 2 PM timing: $r^2=0.91$, $n=19$, $y=(50.88 \times t)/(0.11 \times 61.26 + t)$, $\text{SE}=5.28$; 12 AM timing: $r^2=0.92$, $n=19$, $y=(59.54 \times t)/(0.11 \times 96.19 + t)$, $\text{SE}=5.43$.

615 to 768 Bq g^{-1} , and specific radioactivity in shoots was 1,194 to 1,474 Bq g^{-1} .

Foliar absorption of 2,4-D has been reported to be under control of several environmental factors that directly relate to time of application. Previous research has correlated increasing temperature with increased foliar absorption of the dimethylamine and triethanolamine salts of 2,4-D (Pallas 1960; Sharma and Vanden Born 1970). Potential reasoning behind this phenomenon has suggested it is due to alteration of the viscosity of lipids in the cuticle and general effects on cellular metabolism (Norris and Bukovac 1969; Richardson 1977). Interestingly, light has been shown to have a positive correlation with 2,4-D penetration in cotton, sunflower (*Helianthus annuus* L.), and common bean (*Phaseolus vulgaris* L.) (Sargent and Blackman 1972). This may be due to changes in energy transfer, as improved uptake of 2,4-D under higher light intensities in common bean has been reported to be inhibited by the halting of ATP production (Sargent and Blackman 1969). Midday applications coincided with higher temperatures; however, given

that experiments were initiated in the greenhouse and treated in a laboratory, it is assumed relative humidity was consistent. Significant effects of time of application on any absorption parameters were not detected for dicamba (Tables 1 and 2). There are likely mechanisms conferring differential efficacy for dicamba, as a member of the same mechanism of action as 2,4-D; however, these may be of less magnitude due to differences in activity across these herbicides. Very little research is available on factors affecting dicamba uptake, and further research is necessary.

Translocation and ^{14}C Distribution. Experiment by treatment interactions were detected for nonlinear regression of translocation out of the treated leaf for both herbicides ($P=0.0081$ and $P=0.0103$ for 2,4-D and dicamba, respectively); results are therefore presented separately across experimental repetitions. Translocation out of the treated leaf initially increased over time with [^{14}C]2,4-D and [^{14}C]dicamba applications at all timings, with the rate of increase in translocation out of the treated leaf decreasing at approximately 12 h after application (Figure 2).

Table 1. Nonlinear regression results for maximum absorption (A_{\max}) and time required for 90% of maximum absorption (t_{90}) of [^{14}C]2,4-D and [^{14}C]dicamba in Palmer amaranth at three separate application timings.

Herbicide	Experiment	Application timing	Absorption parameters ^a	
			A_{\max} ^b	t_{90}
			% of applied ^{14}C	h
2,4-D	1	7:00 AM	63 AB	18 B
		2:00 PM	76 A	56 A
		12:00 AM	53 B	26 AB
	2	7:00 AM	45 b	20 a
		2:00 PM	54 ab	20 a
		12:00 AM	62 a	22 a
Dicamba	1	7:00 AM	65 A	72 A
		2:00 PM	53 A	39 A
		12:00 AM	63 A	49 A
	2	7:00 AM	65 a	96 a
		2:00 PM	51 a	61 a
		12:00 AM	60 a	96 a

^a Values followed by different letters within columns, herbicides, and experimental runs are significantly ($P \leq 0.05$) different. Uppercase and lowercase letters are used to denote that likelihood ratio tests were performed separately for each experimental run within each herbicide.

^b Determined by rectangular hyperbolic model (Equation 1): $y = (A_{\max} \times t) / (0.11 \times t_{90} + t)$, where y is observed absorption, A_{\max} is maximum absorption, t_{90} is time required to reach 90% of maximum absorption, and t is time after application.

Significant differences in T_{\max} were observed for [^{14}C]herbicide translocation out of the treated leaf due to time of application in one of two experiments for both herbicides (Table 3). Results from Experiment 2 showed significant differences in T_{\max} of [^{14}C]2,4-D out of the treated leaf, with the highest value for T_{\max} resulting from 7:00 AM applications and the lowest T_{\max} resulting from 12:00 AM applications. The range in T_{\max} out of the treated leaf across application times was similar for both experiments, ranging from 51% to 100% in Experiment 1 and 48% to 100% in Experiment 2. Trends for t_{90} corresponding to translocation out of the treated leaf varied similarly to T_{\max} in both experiments. The T_{\max} for [^{14}C]dicamba translocation out of the treated leaf was significantly higher with 7:00 AM application in Experiment 1. The range in T_{\max} out of the treated leaf ranged from 42% to 76% in Experiment 1 and 76% to 87% in Experiment 2. The variation in t_{90} followed a trend similar to that of T_{\max} in both [^{14}C]dicamba experiments.

Experiment by treatment interactions were not detected (unpublished data) for [^{14}C]herbicide

Table 2. Final absorption and specific radioactivity from [^{14}C]2,4-D and [^{14}C]dicamba applications in Palmer amaranth at three separate application timings.

Herbicide	Application timing	Absorption ^a	Specific radioactivity	
			Roots	Shoots
			Bq g ⁻¹	
			% of recovered radioactivity	
2,4-D	7:00 AM	48	837	2,124
	2:00 PM	57	454	2,840
	12:00 AM	51	477	2,405
	Timing ^b	NS ^c	NS	NS
LSD (0.05) ^d		NS	NS	NS
Dicamba	7:00 AM	51	731	1,208
	2:00 PM	45	615	1,194
	12:00 AM	51	768	1,474
	Timing	NS	NS	NS
LSD (0.05)		NS	NS	NS

^a Absorption and root and shoot specific radioactivity are values measured at last harvest at 48 h after application.

^b Significance of application timing factor on absorption and root- and shoot-specific radioactivity.

^c Abbreviation: NS, not significant.

^d LSD (0.05), least significant difference of application timing effects on absorption and specific radioactivity. Means were separated using Fisher's LSD test at $\alpha = 0.05$.

distribution to any plant fraction for both herbicides; results are therefore combined across experimental repetitions. Fate of recovered [^{14}C]herbicide (48 HAA) for [^{14}C]2,4-D experiments was only significantly different across application times with distribution to the root (Figure 3). With 7:00 AM applications, approximately 10% of recovered [^{14}C]2,4-D was found in the root, while 4% to 5% was detected with the 2:00 PM and 12:00 AM applications. Fate of [^{14}C]dicamba was only significantly different across application times with distribution above the treated leaf, as 9% more [^{14}C]dicamba was recovered in this fraction when applied at 7:00 AM compared with 2:00 PM or 12:00 AM.

Data for final [^{14}C]herbicide distribution suggest that the ability for Palmer amaranth to translocate both [^{14}C]2,4-D and [^{14}C]dicamba is potentially increased with early morning applications. Non-linear regression data (T_{\max}) also suggest that ability to translocate [^{14}C]dicamba and [^{14}C]2,4-D may be enhanced with 7:00 AM applications. Pallas (1960) reported increased translocation of 2,4-D when

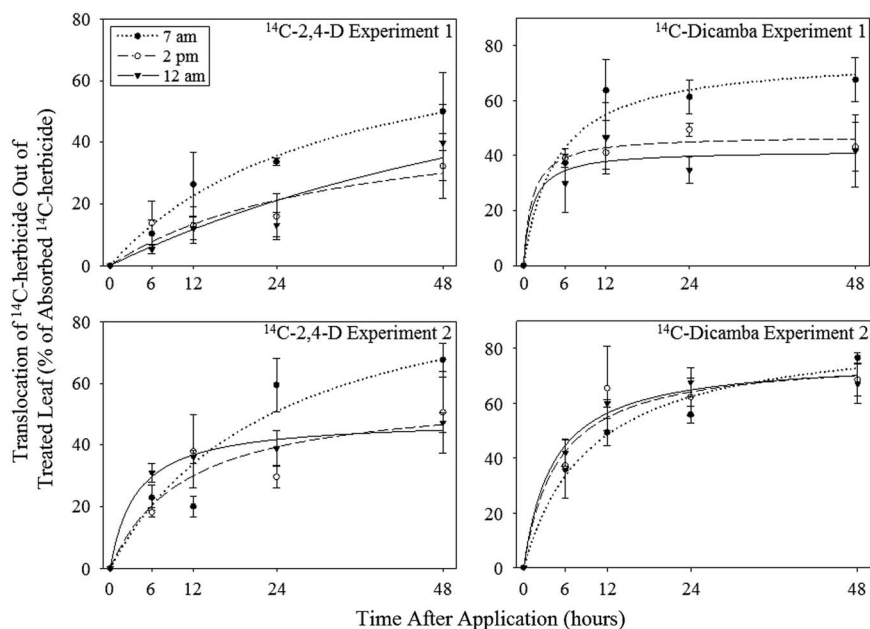


Figure 2. Translocation of [^{14}C]2,4-D and [^{14}C]dicamba out of the treated leaf in Palmer amaranth at three different application timings in two separate experiments in Tifton, GA, in 2013. Error bars represent standard error of the mean at each application timing and harvest. [^{14}C]2,4-D Experiment 1: 7 AM timing: $r^2 = 0.63$, $n = 20$, $y = (82.46 \times t)/(0.11 \times 285.30 + t)$, $\text{SE} = 13.68$; 2 PM timing: $r^2 = 0.36$, $n = 20$, $y = (50.84 \times t)/(0.11 \times 301.40 + t)$, $\text{SE} = 13.18$; 12 AM timing: $r^2 = 0.57$, $n = 20$, $y = (100.00 \times t)/(0.11 \times 826.90 + t)$, $\text{SE} = 11.61$. [^{14}C]2,4-D Experiment 2: 7 AM timing: $r^2 = 0.82$, $n = 20$, $y = (100.00 \times t)/(0.11 \times 214.89 + t)$, $\text{SE} = 11.88$; 2 PM timing: $r^2 = 0.53$, $n = 20$, $y = (57.03 \times t)/(0.11 \times 97.09 + t)$, $\text{SE} = 15.71$; 12 AM timing: $r^2 = 0.87$, $n = 20$, $y = (48.30 \times t)/(0.11 \times 33.76 + t)$, $\text{SE} = 6.32$. [^{14}C]dicamba Experiment 1: 7 AM timing: $r^2 = 0.81$, $n = 19$, $y = (76.03 \times t)/(0.11 \times 41.73 + t)$, $\text{SE} = 12.42$; 2 PM timing: $r^2 = 0.78$, $n = 20$, $y = (47.24 \times t)/(0.11 \times 11.11 + t)$, $\text{SE} = 9.50$; 12 AM timing: $r^2 = 0.54$, $n = 17$, $y = (41.81 \times t)/(0.11 \times 11.33 + t)$, $\text{SE} = 15.67$. [^{14}C]dicamba Experiment 2: 7 AM timing: $r^2 = 0.86$, $n = 20$, $y = (87.25 \times t)/(0.11 \times 86.30 + t)$, $\text{SE} = 10.32$; 2 PM timing: $r^2 = 0.82$, $n = 19$, $y = (77.26 \times t)/(0.11 \times 44.28 + t)$, $\text{SE} = 12.57$; 12 AM timing: $r^2 = 0.90$, $n = 19$, $y = (76.33 \times t)/(0.11 \times 38.25 + t)$, $\text{SE} = 8.89$.

applied at 7:00 AM. Coincidentally, likely as a function of early-morning application, the same research by Pallas (1960) reported increased translocation with increased humidity. Again, humidity can likely be dismissed as a contributing factor in our research, as it was kept relatively constant in the growth chamber. Little research has been done on the effect of light on the translocation of these herbicides, however the effect of light on the translocation of the now-banned auxinic herbicide 2,4,5-T was noted to be species specific in a study by Brady (1969).

Phytotoxicity. Application time was a significant factor in phytotoxicity from herbicide treatments at 7 DAA ($P = 0.0270$); however, it was not significant at all other rating dates (Table 4). Treatment was not significant as a factor at all rating dates. The greatest variation in dicamba phytotoxicity across time of application was observed in combination with verapamil root treatments, with phytotoxicity being 34% lower with applications at 8 HAEL compared with those at 8 HAED at 14 DAA. Contrasts between application times of dicamba

treatments containing verapamil root treatments showed statistical significance 7 DAA onward. TIBA root treatments resulted in the most consistent phytotoxicity from dicamba across application times, varying only 2% to 5% across all rating times. Plants receiving the 100- μl ethanol control root treatment displayed <9% phytotoxicity throughout the experiment.

Time and treatment were not significant as factors for fresh and dry shoot weights (Table 5). The contrast indicated that plants treated with dicamba containing the verapamil root treatment had greater reductions in dry shoot weight with applications at 8 HAEL than 8 HAED ($P = 0.0144$). This is consistent with contrasts on phytotoxicity from the verapamil root treatment at 10 and 14 DAA.

The effect of treatment was significant on dry root weight ($P = 0.0116$). TIBA root treatments resulted in greater dry root weight reductions than any other translocation inhibitor and was the only translocation inhibitor that resulted in significantly reduced root length from dicamba alone at both application timings. Contrast of dry root weight between application times of dicamba alone resulted in a

Table 3. Nonlinear regression results for maximum translocation (T_{max}) and time required for 90% of maximum translocation (t_{90}) out of treated leaf of [^{14}C]2,4-D and [^{14}C]dicamba in Palmer amaranth at three separate application timings.

Herbicide	Experiment	Application timing	Translocation out of treated leaf ^a	
			T_{max}	t_{90}
			% of absorbed ^{14}C	H
2,4-D	1	7:00 AM	82 A	285 A
		2:00 PM	51 A	301 A
		12:00 AM	100 A	827 A
	2	7:00 AM	100 a	215 a
		2:00 PM	57 ab	97 a
		12:00 AM	48 b	34 a
Dicamba	1	7:00 AM	76 A	42 A
		2:00 PM	47 B	11 A
		12:00 AM	42 B	11 A
	2	7:00 AM	87 a	86 a
		2:00 PM	77 a	44 a
		12:00 AM	76 a	38 a

^a Values followed by different letters within columns, herbicides, and experimental runs are significantly ($P \leq 0.05$) different. Uppercase and lowercase letters are used to denote that likelihood ratio tests were performed separately for each experimental run within each herbicide.

^b Determined by rectangular hyperbolic model (Equation 1): $y = (T_{max} \times t) / (0.11 \times t_{90} + t)$, where y is observed translocation, T_{max} is maximum translocation, t_{90} is time required to reach 90% of maximum translocation, and t is time after application.

highly significant difference ($P < 0.0001$), with greater reductions in dry root weight at 8 HAED than 8 HAEL. Interestingly, contrasts of dry root weight between the two application times of dicamba when combined with the verapamil root treatment show a highly significant difference as well ($P < 0.0001$).

A highly significant effect of treatment on root length was detected ($P < 0.0001$). The greatest reduction in root length from dicamba application was observed with the TIBA treatment, reducing root length 3 and 2 cm at 8 HAED and 8 HAEL, respectively. DFFP, verapamil, and TIBA treatments resulted in considerable stability of reduced root length across application times. DFFP actually resulted in significantly increased root length compared with dicamba alone at 8 HAEL, potentially due to concentration of dicamba in the meristem preventing root translocation.

TIBA appeared to stabilize many responses of Palmer amaranth to dicamba across application times. This suggests that PIN proteins may play a part in

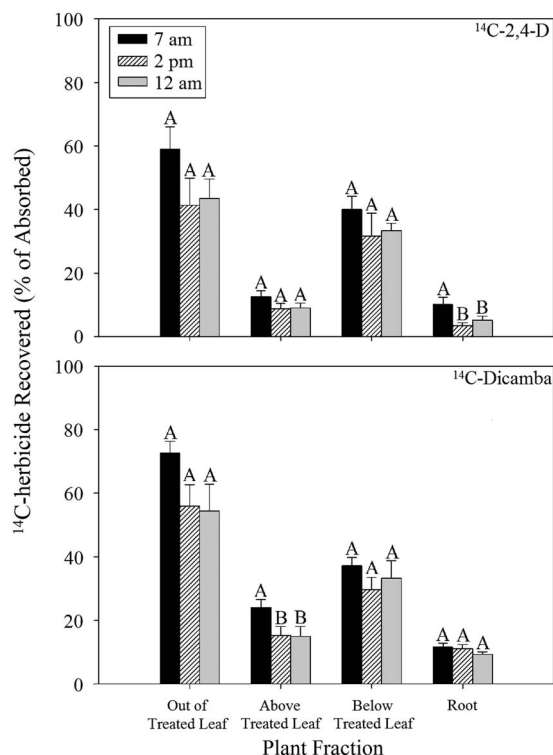


Figure 3. Distribution of [^{14}C]2,4-D and [^{14}C]dicamba in Palmer amaranth applied at three different application timings in Tifton, GA, in 2013. Results were pooled over two experiments. Vertical bars represent the standard error of the mean. Different letters across application timings within each plant fraction indicate a significant difference in percent recovered ^{14}C . Data are from distribution of [^{14}C]herbicide at 48 HAA.

differential phytotoxicity observed across application timings. Diurnal regulation of PIN proteins has been reported in previous research, and the inhibition of PIN proteins through TIBA treatment could theoretically eliminate any difference in regulation across different times of day (Friml et al. 2002). The exacerbation of the difference in phytotoxicity and dry shoot biomass seen across application times when verapamil, an inhibitor of ABCB transporters, was combined with dicamba treatment may have a major implication for mechanisms relating dicamba translocation and phytotoxicity in Palmer amaranth. A critical factor (e.g., an ABCB protein–membrane interaction) involved in conferring phytotoxicity from dicamba treatment that is sensitive to verapamil may have been highly limiting at 8 HAED, but responsibility of this factor for dicamba-induced phytotoxicity may have been relieved by 8 HAEL due to diurnal fluctuation in activity. This could conceivably be a result of ABCB-mediated translocation having a more negative association with phytotoxicity at dawn, but a more positive

Table 4. Phytotoxicity of dicamba in combination with three auxin transport inhibitors on Palmer amaranth from two separate application timings.^a

Application timing	Treatment	Phytotoxicity (DAA) ^b			
		3	7	10	14
		%			
8 HAED	Dicamba	5	31	44	51
	Dicamba + DFFP	7	38	58	71
	Dicamba + verapamil	7	38	66	83
	Dicamba + TIBA	7	39	56	74
8 HAEL	Dicamba	6	24	44	59
	Dicamba + DFFP	7	28	48	64
	Dicamba + verapamil	6	16	29	49
	Dicamba + TIBA	9	34	54	71
	Ethanol control	1	8	9	7
	LSD (0.05) treatment ^c	NS	NS	NS	NS
	LSD (0.05) timing ^c	NS	10	NS	NS
	Timing ^d	NS	*	NS	NS
	Treatment ^d	NS	NS	NS	NS
	Timing*treatment ^d	NS	NS	NS	NS
8 HAED vs. 8 HAEL contrast	Dicamba	NS	NS	NS	NS
	Dicamba + DFFP	NS	NS	NS	NS
	Dicamba + verapamil	NS	*	*	*
	Dicamba + TIBA	NS	NS	NS	NS

^a Abbreviations: DAA, days after application; DFFP, diflufenzopyr; HAED, hours after exposure to darkness; HAEL, hours after exposure to light; TIBA, 2,3,5-triiodobenzoic acid; NS, not significant.

^b *, significant at 0.05 probability level.

^c LSD (0.05) treatment: least significant difference of herbicide + inhibitor treatment effects on phytotoxicity; LSD (0.05) timing: least significant difference of application timing effects on phytotoxicity. Means were separated using Fisher's LSD test at $\alpha = 0.05$.

^d Timing: significance of application timing factor on phytotoxicity; treatment: significance of herbicide + inhibitor treatment effects on phytotoxicity; timing*treatment: significance of the interaction of application timing and herbicide + inhibitor treatment effect on phytotoxicity.

^e Results from orthogonal contrasts comparing the effect of time of application across individual herbicide + inhibitor treatments.

relationship with phytotoxicity at midday. Based on the different trends observed across root treatments, the effect of translocation on phytotoxicity appears to be transport protein-specific; how these different proteins contribute to phytotoxicity demands further investigation.

It can be noted that t_{90} appeared to be somewhat related to T_{max} for both herbicides, suggesting that faster rates of translocation in general may be associated with a reduction in the maximum amount

Table 5. Fresh and dry shoot mass, root mass, and root length of Palmer amaranth plants treated with dicamba in combination with three auxin transport inhibitors at two separate application timings.^a

Application timing	Treatment	Biomass (tissue) ^b			
		Shoot (fresh)	Shoot (dry)	Root (dry)	Root length ^b
		g			cm
8 HAED	Dicamba	1.68	0.3	0.03	10
	Dicamba + DFFP	1.7	0.37	0.04	11
	Dicamba + verapamil	1.15	0.37	0.04	8
	Dicamba + TIBA	0.92	0.23	0.02	7
8 HAEL	Dicamba	1.45	0.3	0.04	9
	Dicamba + DFFP	1.42	0.3	0.04	11
	Dicamba + verapamil	1.51	0.26	0.03	8
	Dicamba + TIBA	1.03	0.24	0.02	7
	Untreated	1.97	0.43	0.09	11
	Ethanol control	1.44	0.35	0.08	8
	LSD (0.05) treatment ^c	NS	NS	0.01	2
	LSD (0.05) timing ^c	NS	NS	NS	NS
	Timing ^d	NS	NS	NS	NS
	Treatment ^d	NS	NS	*	***
	Timing*treatment ^d	NS	NS	NS	NS
8 HAED vs. 8 HAEL contrast	Dicamba	NS	NS	***	NS
	Dicamba + DFFP	NS	NS	NS	NS
	Dicamba + verapamil	NS	*	***	NS
	Dicamba + TIBA	NS	NS	NS	NS

^a Abbreviations: DFFP, diflufenzopyr; HAED, hours after exposure to darkness; HAEL, hours after exposure to light; TIBA = 2,3,5-triiodobenzoic acid; NS, not significant.

^b *, significant at 0.05 probability level; ***, significant at 0.001 probability level.

^c LSD (0.05) treatment: least significant difference of herbicide + inhibitor treatment effects on fresh and dry shoot biomass, root biomass, and root length; LSD (0.05) time: least significant difference of application timing effects on fresh and dry shoot biomass, root biomass, and root length. Means were separated using Fisher's LSD test at $\alpha = 0.05$.

^d Timing: significance of application timing factor on phytotoxicity; treatment: significance of herbicide + inhibitor treatment effects on phytotoxicity; timing*treatment: significance of the interaction of application timing and herbicide + inhibitor treatment effect on phytotoxicity.

^e Results from orthogonal contrasts comparing the effect of time of application across individual herbicide + inhibitor treatments.

of herbicide that is able to be translocated to certain plant fractions. This phenomenon may be linked to the fact that increased phytotoxicity, if indeed a result of quicker movement (i.e., lower t_{90}) of herbicide to the target site, effectively limits in some way a plant's machinery that is necessary for sustained movement (i.e., increased T_{max}) of phloem-mobile herbicides (Geiger and Bestman 1990). This reasoning supports a hypothesis in which early-application timing results in slower saturation of the available target sites

throughout the plant as a whole, and resulting decreases in phytotoxicity allow for such sustained movement of herbicide. Further investigation of the relationship of speed of translocation to maximum translocation is necessary.

These studies illustrate that much remains to be investigated concerning herbicide activity depending on time of application. The network of interactions between environmental parameters associated with time of day, herbicide translocation, and phytotoxicity are complex and involve physiological as well as molecular and genetic responses in plants. These interactions have real consequences for agronomists, as compromised weed control can directly affect yield of many crops and select for resistance development in weeds such as Palmer amaranth. The identification of mechanisms responsible for these variations in herbicide phytotoxicity requires continued research to maintain the security of viable weed control options, particularly in species for which resistance has become extremely problematic.

Literature Cited

- Anonymous (2015a) Distinct[®] herbicide product label. BASF Corporation Publication. Research Triangle Park, NC: BASF. 13 p
- Anonymous (2015b) XtendiMax[™] with VaporGrip[™] Technology herbicide product label and brochure. Monsanto Canada Inc. Publication. Winnipeg, MB: Monsanto Canada. 35 p
- Anonymous (2016) Engenia[™] herbicide product label. BASF Corporation Publication. Research Triangle Park, NC: BASF. 22 p
- Anonymous (2017) Enlist Duo[™] herbicide product label. Dow AgroSciences Publication. Indianapolis, IN: Dow AgroSciences. 7 p
- Bensch CN, Horak MJ, Peterson D (2003) Interference of redroot pigweed (*Amaranthus retroflexus*), Palmer amaranth (*A. palmeri*), and common waterhemp (*A. rudis*) in soybean. *Weed Sci* 51:37–43
- Beriault JN, Horsman GP, Devine MD (1999) Phloem transport of D,L-glufosinate and acetyl-L-glufosinate in glufosinate-resistant and -susceptible *Brassica napus*. *Plant Physiol* 121:619–627
- Bovey RW, Haas RH, Meyer RE (1972) Daily and seasonal response of huisache and Macartney rose to herbicides. *Weed Sci* 20:577–580
- Bowe S, Landes M, Best J, Schmitz G, Graben M (1999) BAS 662H: an innovative herbicide for weed control in corn. *Proc Brighton Conf Weeds* 1:35–40
- Brady HA (1969) Light intensity and the absorption and translocation of 2,4,5-T by woody plants. *Weed Sci* 17:320–322
- Brunn S, Subramanian MV, Walters E, Patel B, Reagan JD (1994) Biochemical characterization of auxin transport protein using phytotropins. Pages 203–211 in Hedin PA ed. *Bioregulators for Crop Protection and Pest Control* (ACS Symposium Series No. 557). Washington, DC: American Chemical Society
- Burke IC, Schroeder M, Thomas WE, Wilcut JW (2007) Palmer amaranth interference and seed production in peanut. *Weed Technol* 21:367–371
- Cobb AH, Reade JPH (2010) Auxin-type herbicides. Pages 133–156 in Cobb AH & Reade JPH eds. *Herbicides and Plant Physiology*. 2nd edn. West Sussex, UK: Wiley-Blackwell
- Culpepper AS, Grey TL, Vencill WK, Kichler JM, Webster TM, Brown SM, York AC, Davis JW, Hanna WW (2006) Glyphosate-resistant Palmer amaranth (*Amaranthus palmeri*) confirmed in Georgia. *Weed Sci* 54:620–626
- Friml J, Wisniewska J, Benkova E, Mendgen K, Palme K (2002) Lateral relocation of an auxin efflux regulator PIN3 mediates tropism in *Arabidopsis*. *Nature* 415:806–809
- Geiger DR, Bestman HD (1990) Self-limitation of herbicide mobility by phytotoxic action. *Weed Sci* 38:324–329
- Giacomini DA, Umphres AM, Nie H, Mueller TC, Steckel LE, Young BG, Scott RC, Tranel PJ (2017) Two new *PPX2* mutations associated with resistance to PPO-inhibiting herbicides in *Amaranthus palmeri*. *Pest Manag Sci* 2017:10.1002/ps.4581
- Goggin DE, Cawthray GR, Powles SB (2016) 2,4-D resistance in wild radish: reduced herbicide translocation via inhibition of cellular transport. *J Exp Bot* 67:3223–3235
- Grossmann K (2000) Mode of action of auxin herbicides: a new ending to a long, drawn out story. *Trends Plant Sci* 5:506–508
- Grossmann K, Caspar G, Kwiatkowski J, Bowe SJ (2002) On the mechanism of selectivity of the corn herbicide BAS 662H: a combination of the novel auxin transport inhibitor diflufenzopyr and the auxin herbicide dicamba. *Pest Manag Sci* 58:1002–1014
- Hess FD, Subramanian MV, Brunn SA, Jain R (1998) Inhibition of auxin transport. Page 56 in *Proceedings of the International Conference on Plant Growth Substances*. Tokyo-Makuhari, Japan: International Plant Growth Substances Association
- Keeley PE, Carter CH, Thullen RM (1987) Influence of planting date on growth of Palmer amaranth (*Amaranthus palmeri*). *Weed Sci* 35:199–204
- Kniss AR, Vassios JD, Nissen SJ, Ritz C (2011) Nonlinear regression analysis of herbicide absorption studies. *Weed Sci* 59:601–610
- Lym RG, Deibert KJ (2005) Diflufenzopyr influences leafy spurge (*Euphorbia esula*) and Canada thistle (*Cirsium arvense*) control by herbicides. *Weed Technol* 19:329–341
- Norman AG, Minarik CE, Weintraub RL (1950) Herbicides. *Annu Rev Plant Physiol* 1:141–168
- Norris RF, Bukovac MJ (1969) Some physical-kinetic considerations in penetration of naphthaleneacetic acid through isolated pear leaf cuticle. *Physiol Plant* 22:701–712
- Norsworthy JK, Griffith GM, Scott RC, Smith KL, Oliver LR (2008) Confirmation and control of glyphosate-resistant Palmer amaranth (*Amaranthus palmeri*) in Arkansas. *Weed Technol* 22:108–113
- Pallas JE (1960) Effects of temperature and humidity on foliar absorption and translocation of 2,4-dichlorophenoxy-acetic acid and benzoic acid. *Plant Physiol* 35:575–580
- Prasad R, Foy CL, Crafts AS (1967) Effects of relative humidity on absorption and translocation of foliarly applied dalapon. *Weeds* 15:149–156
- Richardson RG (1977) A review of foliar absorption and translocation of 2,4-D and 2,4,5-T. *Weed Res* 17:259–272
- Ritz C, Baty F, Streibig JC, Gerhard D (2015) Dose-response analysis using R. *PLoS ONE* 10:e0146021

- Ritz C, Spiess AN (2008) qpcR: an R package for sigmoidal model selection in quantitative real-time polymerase chain reaction analysis. *Bioinformatics* 24:1549–1551
- Rowland MW, Murray DS, Verhalen LM (1999) Full-season Palmer amaranth (*Amaranthus palmeri*) interference with cotton (*Gossypium hirsutum*). *Weed Sci* 47:305–309
- Sargent JA, Blackman GE (1969) Studies on foliar penetration. IV. Mechanisms controlling the rate of penetration of 2,4-dichlorophenoxyacetic acid (2,4-D) into leaves of *Phaseolus vulgaris*. *J Exp Bot* 20:542–555
- Sargent JA, Blackman GE (1972) Studies on foliar penetration. IX. Patterns of penetration of 2,4-dichlorophenoxyacetic acid into the leaves of different species. *J Exp Bot* 23:830–841
- Scott RC, Steckel LE, Smith KL, Mueller S, Oliver LR, Norsworthy JK (2007) Glyphosate-resistant Palmer amaranth in Tennessee and Arkansas. *Proc South Weed Sci Soc* 60:226
- Sellers BA, Smeda RJ, Johnson WG (2003) Diurnal fluctuations and leaf angle reduce glufosinate efficacy. *Weed Technol* 17:302–306
- Sharma MP, Vanden Born WH (1970) Foliar penetration of picloram and 2,4-D in aspen and balsam poplar. *Weed Sci* 18:57–63
- Shoup DE, Al-Khatib K, Peterson DE (2003) Common waterhemp (*Amaranthus rudis*) resistance to protoporphyrinogen oxidase-inhibiting herbicides. *Weed Sci* 51:145–150
- Shukla S, Ohnuma S, Ambudkar SV (2011) Improving cancer chemotherapy with modulators of ABC drug transporters. *Curr Drug Targets* 12:621–630
- Skuterud R, Bjugstad N, Tyldum A, Semb Tørresen K (1998) Effect of herbicides applied at different times of the day. *Crop Prot* 17:41–46
- Song Y (2014) Insight into the mode of action of 2,4-dichlorophenoxyacetic acid (2,4-D) as an herbicide. *J Integr Plant Biol* 56:106–113
- Stewart CL, Nurse RE, Sikkema PH (2009) Time of day impacts postemergence weed control in corn. *Weed Technol* 23:346–355
- Subramanian MV, Bernasconi P, Patel BC, Reagan J (1997) Revisiting auxin transport inhibition as a mode of action for herbicides. *Weed Sci* 45:621–627
- Weaver ML, Nylund RE (1963) Factors influencing the tolerance of peas to MCPA. *Weeds* 11:142–148
- Webster TM, Grey TL (2015) Glyphosate-resistant Palmer amaranth (*Amaranthus palmeri*) morphology, growth, and seed production in Georgia. *Weed Sci* 63:264–272
- York AC, Whitaker JR, Culpepper AS, Main CL (2007) Glyphosate-resistant Palmer amaranth in the southeastern United States. *Proc South Weed Sci Soc* 60:225
- Zhu J, Geisler M (2015) Keeping it all together: auxin-actin crosstalk in plant development. *J Exp Bot* 66:4983–4998

Received March 7, 2017, and approved May 23, 2017.

Associate Editor for this paper: Ramon G. Leon, University of Florida.