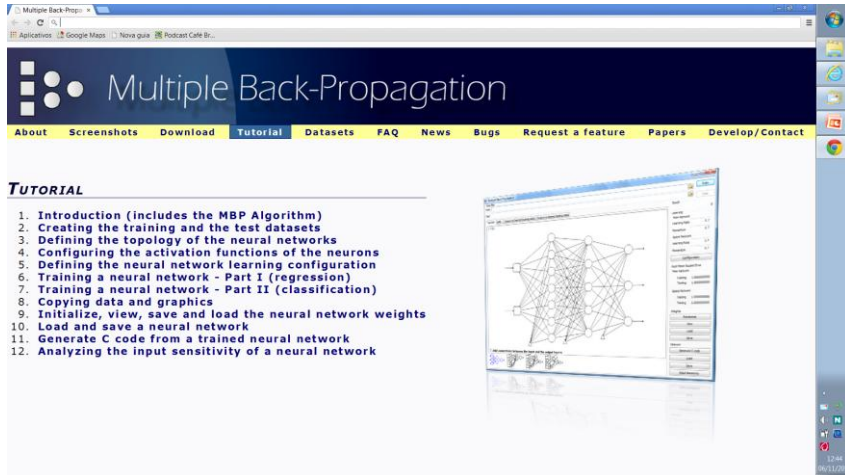


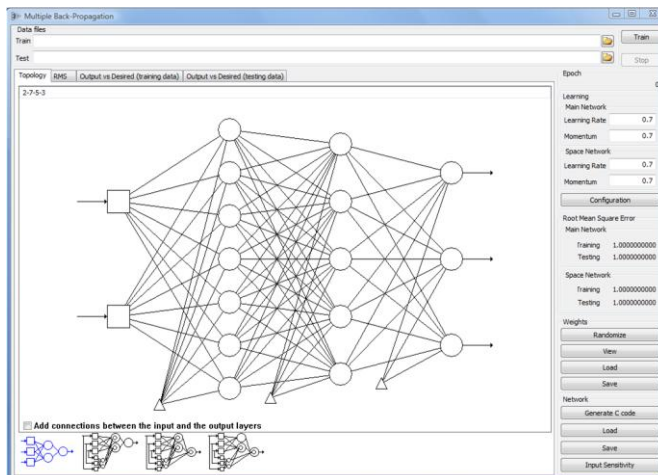
MBP – uma plataforma didática de fácil uso e excelentes tutoriais



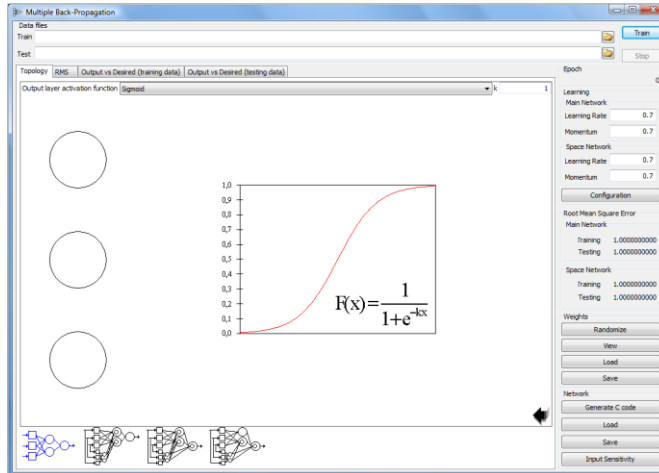
TUTORIAL

1. Introduction (includes the MBP Algorithm)
2. Creating the training and the test datasets
3. Defining the topology of the neural networks
4. Configuring the activation functions of the neurons
5. Defining the neural network learning configuration
6. Training a neural network - Part I (regression)
7. Training a neural network - Part II (classification)
8. Copying data and graphics
9. Initialize, view, save and load the neural network weights
10. Load and save a neural network
11. Generate C code from a trained neural network
12. Analyzing the input sensitivity of a neural network

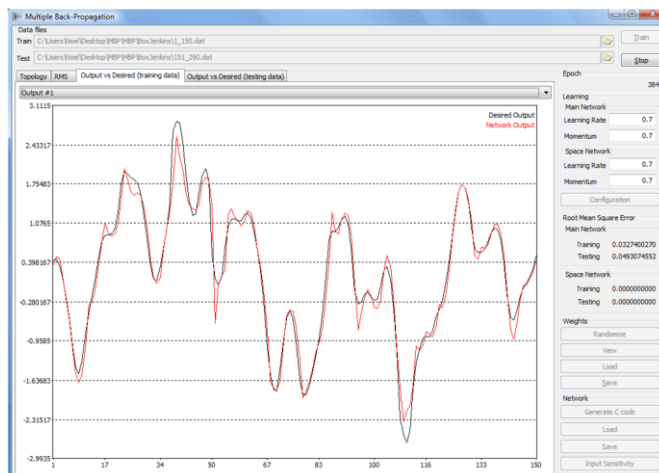
Algumas Telas do MBP: definindo uma Rede



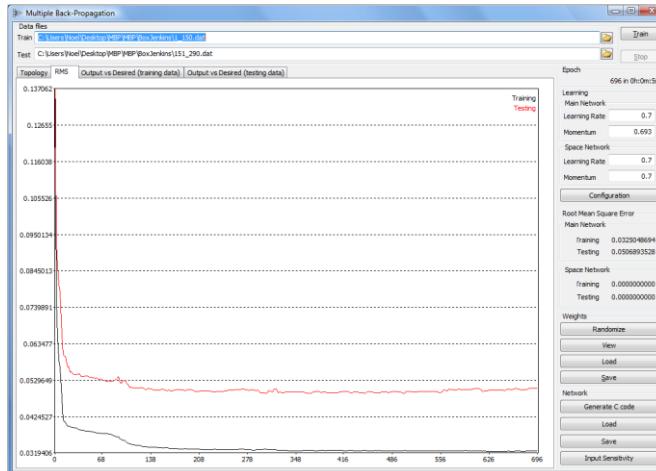
Algumas Telas do MBP Mudando a função do nó neural



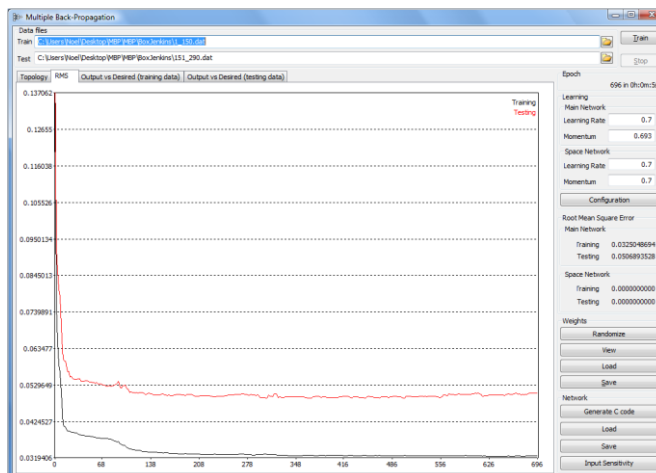
Algumas Telas do MBP: Comparando os y_{target} com os y_{rede}



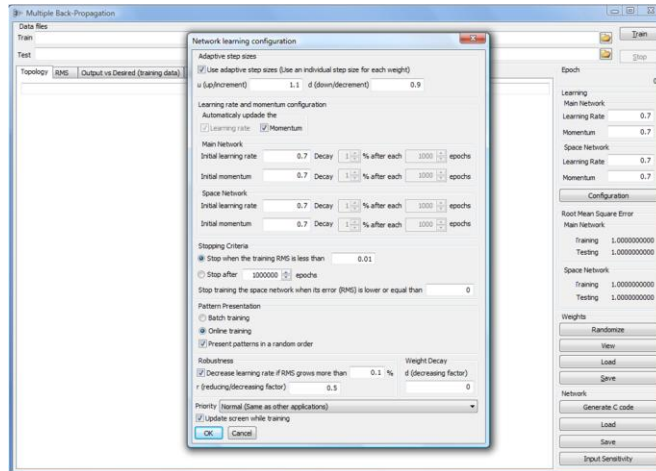
Algumas Telas do MBP: Acompanhando a queda do erro da rede



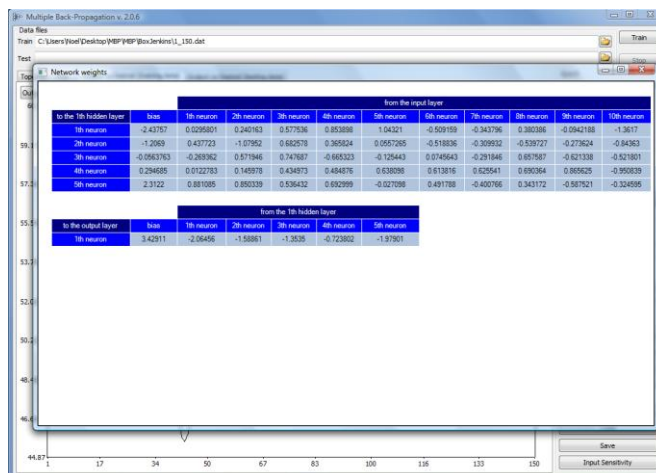
Algumas Telas do MBP



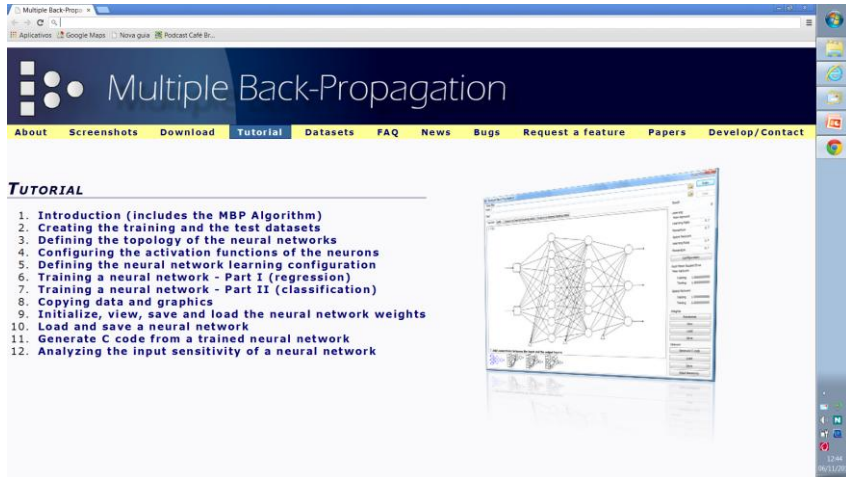
Algumas Telas do MBP: controlando parâmetros do aprendizado



Algumas Telas do MBP: visualizando os pesos após treino



MBP – uma plataforma didática de fácil uso e excelentes tutoriais



The screenshot displays the website for Multiple Back-Propagation (MBP). The page features a dark blue header with the site's logo and name, "Multiple Back-Propagation". Below the header is a navigation menu with links for "About", "Screenshots", "Download", "Tutorial", "Datasets", "FAQ", "News", "Bugs", "Request a feature", "Papers", and "Develop/Contact". The main content area is titled "TUTORIAL" and contains a numbered list of 12 items. To the right of the list is a screenshot of the MBP software interface, which shows a neural network diagram with nodes and connections, along with various configuration panels and a toolbar.

TUTORIAL

1. Introduction (includes the MBP Algorithm)
2. Creating the training and the test datasets
3. Defining the topology of the neural networks
4. Configuring the activation functions of the neurons
5. Defining the neural network learning configuration
6. Training a neural network - Part I (regression)
7. Training a neural network - Part II (classification)
8. Copying data and graphics
9. Initialize, view, save and load the neural network weights
10. Load and save a neural network
11. Generate C code from a trained neural network
12. Analyzing the input sensitivity of a neural network