



stars[®] technical manual

Version 2.1

Administrative Update One

May 2016

Copyright

Copyright ©2016 by the Association for the Advancement of Sustainability in Higher Education. All rights reserved.

Disclaimer

Although the information provided herein is believed to be accurate and reliable, none of the parties involved in development of the Technical Manual, including AASHE, its members, and its partners, assume any liability or responsibility for the accuracy, completeness, or usefulness of any information contained in the Technical Manual or for any injuries, losses, costs, or damages arising from use of the manual. As a condition of use, the user covenants not to sue and agrees to waive and release AASHE and all persons and entities in interest with AASHE of and from any and all claims, demands, and causes of action for any injuries, losses, or damages.

Trademark

STARS® is a registered trademark of the Association for the Advancement of Sustainability in Higher Education.



AASHE empowers higher education faculty, administrators, staff and students to be effective change agents and drivers of sustainability innovation. AASHE enables members to translate information into action by offering essential resources and professional development to a diverse, engaged community of sustainability leaders. We work with and for higher education to ensure that our world's future leaders are motivated and equipped to solve sustainability challenges.

2401 Walnut Street Suite 102 Philadelphia, PA 19103 U.S.A.

Telephone: +1 (888) 347-9997 | www.aashe.org

Questions about the content of this document may be directed to stars@ashe.org.

Wait, Wait! Don't Print Me!

To reduce paper consumption, this document has been designed to be browsed quickly and easily on computer screens using Adobe Reader or an equivalent PDF reader. The following special features have been embedded:

Moving Around in the Document

- **Table of Contents**–Headings in the Table of Contents are links, which can be clicked to take you directly to the referenced page.
- **Bookmarks**–You can jump to segments of the document quickly and easily using the Bookmarks provided in the document. To access the Bookmarks, click on the “Bookmarks” tab on the left side of the Adobe Reader window; it’s the icon that looks like a sheet of paper with a blue ribbon hanging over the upper left corner.
- **Pages**–You can quickly go to any page listed in the Table of Contents simply by typing the page number into the box that displays the current page number in the Adobe Reader window, and pressing “Return/Enter.”
- **Standards & Terms**–Terms that are defined in the document are hyperlinked to the appropriate *Standards & Terms* section.

Searching

- Adobe Reader’s search tool (and that of other PDF readers) allows you to see the results of your search in a menu format, similar to web search engines. Using the menu, you can choose to go directly to the occurrence of the search term that is most relevant to your interest. To access this search tool, press Shift+Ctrl+F, ⌘F, or choose “Search” from the “Edit” menu.

Sharing

AASHE provides additional materials to facilitate sharing credit criteria with data providers. These documents, data collection spreadsheets, and other tools are available on the [STARS website](#) and in the online STARS Reporting Tool.

If these features don’t meet your on-screen reading needs, please consider printing only the sections you need, printing double-sided, and using recycled-content paper or paper that has already been printed on one side.



Dear Colleagues,

Higher education has always recognized its public responsibility to educate students, to provide research that fuels our economy and strengthens our communities, and to model the behaviors that contribute to a just and more civil society. Recently, higher education institutions have also recognized the important role they can play in moving all of us to a more sustainable future, one that will provide prosperity today while ensuring that future generations have resources to meet their needs.

These goals, as essential as they are, are also complicated. The challenges facing the globe are vast, and it can sometimes be daunting to consider how institutions might change course, particularly given that we may be somewhat unsure of where we need to head.

To help address this challenge, the Association for the Advancement of Sustainability in Higher Education offers campuses a comprehensive tool, the Sustainability Tracking, Assessment & Rating System™ (STARS). Constructed over several years and with the help of many students, staff, faculty, and administrators drawn from a wide range of institutions, STARS® enables colleges and universities to gauge their progress toward sustainability. This voluntary, self-assessment tool provides a clear and thorough system by which higher education institutions can benchmark where they are today and set goals for the future.

STARS was developed by and for higher education, and recognizes the unique missions, challenges, obligations, constraints, and opportunities of colleges and universities. It provides a tool for looking at all facets of our institutions—curriculum and research, campus operations, planning and institutional capacity—with the goal of aiding strategic planning, fostering cross-sector dialogue about sustainability on campus, and stimulating conversations and learning between institutions.

On behalf of AASHE, thank you for your interest in STARS and for your ongoing contributions to creating a sustainable future. We look forward to your participation.

Toward sustainability,

Meghan Fay Zahniser
Executive Director
AASHE

Nurit Katz
Chair, STARS Steering Committee
Chief Sustainability Officer,
University of California Los Angeles

Acknowledgements


Volunteer stakeholders from throughout higher education have helped shape and refine this initiative. AASHE extends a heartfelt thanks to the STARS Steering Committee and Technical Advisors; institutions that participated in the STARS pilot project during 2008 and the international pilot during 2011-2012; reviewers who commented on draft versions of the document; participants in public comment periods; conference session attendees who asked thoughtful and challenging questions; conference call participants who offered ideas and feedback; and countless other individuals and institutions that provided resources, suggestions, encouragement, and ideas. This project would not have been possible without your remarkable contributions.

Partner Organizations

AASHE gives special thanks to our partner organizations for their ongoing support of STARS.



Association of College &
University Housing Officers-
International



STARS Steering Committee

Campus Representatives

Dennis Carlberg, Sustainability Director, Boston University
Carol Dollard, Energy Engineer, Colorado State University
Aaron Durnbaugh, Director of Sustainability, Loyola University Chicago
Elaine Durr, Director of Sustainability, Elon University
Michael Gulich, Director of University Sustainability, Purdue University
Nurit Katz, Chief Sustainability Officer, University of California, Los Angeles
Anna Pautler Sustainability Data Assessment and Reporting Officer, Sheridan College
Rashmi Sahai, Assessments Program Manager, Office of Sustainability, Stanford University
Andrea Trimble, Sustainability Director, University of Virginia

AASHE Board Representative

KyuJung Whang, Vice President for Facilities, Cornell University

AASHE Staff Representatives

Julian Dautremont-Smith, Director of Programs
Chris Pelton, STARS Program Manager

Former Steering Committee Members

Justin Brown, William Brown, Sarah Hammond Creighton, Amy Dvorak, Jeremy Friedman, Sally Grans-Korsch, Angela Halfacre, Elaine Hanson, Preston Jacobsen, Jon Jensen, Nadine Johnson, Rose Johnson, Erika Kociolek, H. Scott Matthews, Dave Newport, Chris O'Brien, Vita Pickrum, Stephenie Presseller, Paul Rowland, Cindy Shea, Adam Steinman, Ron van der Veen, Judy Walton.

STARS Technical Advisors

Academics

Christie-Joy Hartman, Executive Director, Office of Environmental Stewardship and Sustainability, James Madison University

Michael Lizotte, University Sustainability Officer, University of North Carolina Charlotte

Maike Luiken, Dean, Applied Research and Sustainable Development, Lambton College

Audrey Mayer, Assistant Professor, Ecology & Environmental Policy, Michigan Technological University

Beth Mercer-Taylor, Sustainability Education Coordinator, University of Minnesota

Justin Miller, Director, Sponsored Programs Office / Educational Studies, Ball State University

Max Zahniser, Ecoxera and The Sustainability NEXUS

Engagement

Marianne Buehler, Urban Sustainability Librarian, University of Nevada, Las Vegas

Christina Erickson, Sustainability Coordinator, Champlain College

Amber Garrard, Outreach & Education Manager, Yale University

Brian Hagenbuch, Dean, MST & Health, Schenectady County Community College

Jocelyn Hittle, Director, Denver Operational Initiatives, Colorado State University

Lindsey Kalkbrenner, Director, Office of Sustainability, Santa Clara University

Mariam Masud, Advisor, Operational Sustainability, University of Calgary

Jill Ramirez, Coordinator of Sustainability Education, University of Arizona

Debra Rowe, Professor of Behavioral Sciences, Oakland Community College

Operations

Tyler Arrigo, Program Coordinator, University of Massachusetts Lowell

Kevin Bright, Sustainability Coordinator, Colby College

Alex Davis, Sustainability Coordinator, Babson College

Jenny deHart, Sustainability Director, Unity College

Aparna Dial, Director, Energy and Sustainability, The Ohio State University

Carol Dollard, Energy Engineer, Colorado State University

Elaine Gallagher Adams, Professor of Architecture & Urban Design, Savannah College of Art and Design

Nathan Gauthier, Construction Management Consultant, UNICEF Rwanda

Kevin Gilford, Assistant Sustainability Director, University of Colorado Colorado Springs

Moira Hafer, Sustainability Analyst, Stanford University

Denielle Harrison, Sustainability Fellow, Dartmouth College

Corey Hawkey, Sustainability Manager, Arizona State University

Justin Heavey, Senior Research Support Specialist, State University of New York College of Environmental Science and Forestry (SUNY-ESF)

Dan Hellmuth, Principal, Hellmuth + Bicknese Architects, LLC

Julie Higgins, Principal, Landscape Architecture, Hord Coplan Macht

Preston Jacobsen, Sustainability Coordinator, University of Tennessee, Knoxville

Matthew James, Assistant Professor, Landscape Architecture, South Dakota State University

Kim Landsbergen, Associate Professor of Biology and Environmental Science, Antioch College

Zuhair Mased, Director, Energy, Sustainability & Engineering, University of California Merced

Lisa McNeilly, Director, Office of Sustainability, University of California Berkeley
Michael Meyering, Project and Sustainability Manager, University of Washington
Nina Mukherji, Director of Programs, The Real Food Challenge
Jeff Murphy, Manager of Sustainability Services at Sightlines, LLC
Amelia Neptune, Program Manager, Bicycle Friendly University & Business, League of American Bicyclists
Albert Ng, Senior Transportation Engineer, Vanasse Hangen Brustlin
Ruairi O'Mahony, Associate Director, Office of Sustainability, University of Massachusetts Lowell
John Riley, Senior Sustainability Scientist at the Julie Ann Wrigley Global Institute of Sustainability, Arizona State University
Wade Sanner, Assistant Director of Strategic Sourcing, Emory University
Erin Stanforth, Director of Sustainability, Virginia Commonwealth University
Adam Stoker, Sustainability Consultant, University of Calgary; Director, Alberta Chapter of the Canada Green Building Council
Joel Stout, Senior Associate, Building Sustainability Practice, Thornton Tomasetti
Khaled Tarabieh, Assistant Professor of Sustainable Design, The American University in Cairo
Andrea Trimble, Sustainability Director, University of Virginia
Elizabeth Turner, Campus Planner and Architect, Perkins+Will
Ron Vance, Chief, Materials Conservation and Recycling Branch, U.S. EPA
Jesse Warren, Sustainability Program Manager – Buildings & Operations, University of Virginia
Kristi Wiedemann, Office of Sustainability, Princeton University
Brian Yeoman, Director of Sustainable Leadership, Natl. Assoc. of Educational Procurement

Planning & Administration

Elise Amel, Director of Environmental Studies, University of St. Thomas
Daniel Apfel, Senior Associate, Croatan Institute
David Ayers, Associate Professor, University of North Carolina at Greensboro
Bill Benet, Executive Director, Graduation Pledge Alliance, Bentley University
David DuBois, Director of Research & Development, True Market Solutions
Lindell Haverstic, Project Architect, Office of Facilities Planning, Pittsburg State University
Mary House, Senior Principal, Environmental Compliance, Woodard & Curran
Kristy Howell, Sustainability Engagement & Education Coordinator, Johnson County Community College
Gabriel Huppé, Associate, International Institute for Sustainable Development
Cynthia Klein-Banai, Associate Chancellor for Sustainability, University of Illinois at Chicago
Cary Krosinsky, Adjunct and Coordinator, Earth Institute, Columbia University
Matthew Mancuso, Sustainability Coordinator, Iowa Western Community College
Nina Morris, Program Manager, Outreach & Engagement, University of Virginia
Yolanda Moses, Associate Vice Chancellor of Diversity, University of California Riverside
Mark Orłowski, Founder & Executive Director, Sustainable Endowments Institute

International Advisory Group

Albert Hankel, Project Manager and Sustainability Ambassador, SURFnet; Universiteit Utrecht
Pierre Lemay, Adjoint au vice-recteur exécutif et au développement, Université Laval
Alexandra Velasco, Professor, Universidad San Francisco de Quito

Former Technical Advisors

Katherine Baker, Chad Bledsoe, Justin Brown, Seth Charde, Bowen Close, Sandra B. Conners, Aurali Dade, Lisa Deal, Alex Denis, Cathy DuBois, Elaine Durr, Klay Dyer, Keri Enright-Kato, Emily Gilliland, Deborah Green, Rich Grogan, Lauren Heising, Mary House, Preston Jacobsen, Jeannette LeZaks, Mary Ellen Mallia, Kristin Markley, Rick Martin, Sara McKinstry, Josetta McLaughlin, James Pittman, Ann Radil, Reagan Richmond, Christopher Silva, Nicholas Smith-Sebasto, John Stokes, Meghna Tare, Taun Toay, Jiffy Vermeylen, Edward R. Wilson.

Contents

- Introduction10
 - I. STARS Overview10
 - II. Participation and Reporting15
- Table of Credits18
- Institutional Characteristics (IC).....20
- Academics (AC)30
 - Curriculum30
 - Research.....63
- Engagement (EN)74
 - Campus Engagement74
 - Public Engagement.....103
- Operations (OP)123
 - Air & Climate123
 - Buildings143
 - Energy158
 - Food & Dining.....175
 - Grounds.....189
 - Purchasing197
 - Transportation.....212
 - Waste.....225
 - Water241
- Planning & Administration (PA).....252
 - Coordination & Planning252
 - Diversity & Affordability264
 - Investment283
 - Wellbeing & Work.....297
- Innovation & Leadership (IN).....312
 - Exemplary Practice313
 - Innovation.....314

Introduction

I. STARS Overview

The Sustainability Tracking, Assessment & Rating System™ (STARS) is a voluntary, self-reporting framework for helping colleges and universities track and measure their sustainability progress. It is designed to:

- Provide a framework for understanding sustainability in all sectors of higher education.
- Enable meaningful comparisons over time and across institutions using a common set of measurements developed with broad participation from the campus sustainability community.
- Create incentives for continual improvement toward sustainability.
- Facilitate information sharing about higher education sustainability practices and performance.
- Build a stronger, more diverse campus sustainability community.

STARS® is intended to engage and recognize the full spectrum of colleges and universities—from community colleges to research universities, and from institutions just starting their sustainability programs to long-time campus sustainability leaders. STARS encompasses long-term sustainability goals for already high-achieving institutions as well as entry points of recognition for institutions that are taking first steps toward sustainability.

The current version of STARS incorporates feedback, suggestions, and lessons learned since the launch of STARS 1.0 in January 2010. While STARS is the most thoroughly vetted and extensively tested campus sustainability framework for North American institutions, it is by no means perfect. The current version of STARS is intended to stimulate, not end, the conversation about how to measure and benchmark sustainability in higher education. AASHE welcomes your feedback and participation in continuing to refine and shape the system.

A. How Credits Were Developed and Weighted

STARS participants pursue credits and may earn points in order to achieve a STARS Bronze, Silver, Gold or Platinum rating, or recognition as a STARS Reporter. The credits included in STARS span the breadth of higher education sustainability and include performance indicators and criteria related to Academics, Engagement, Operations, and Planning & Administration.

STARS credits were initially developed in large part by reviewing campus sustainability assessments, sustainability reports from businesses, and other sustainability rating and ranking systems. Credits have been revised based on feedback from hundreds of diverse stakeholders and experts. Previous versions of the STARS Technical Manual, as well as the record of changes between versions, may be found on the [STARS website](#).

Credits vary in the number of points they are worth. Points were allocated by a panel of STARS Steering Committee members and AASHE staff using the following considerations:

- a. To what extent does achievement of the credit ensure that people (students, employees and/or local community members) acquire the knowledge, skills, and dispositions to meet sustainability challenges?
- b. To what extent does achievement of the credit contribute to positive environmental, economic and social impacts?
 - o To what extent does achievement of the credit contribute to human and ecological health and mitigate negative environmental impacts?

- To what extent does achievement of the credit contribute to secure livelihoods, a sustainable economy and other positive financial impacts?
 - To what extent does achievement of the credit contribute to social justice, equity, diversity, cooperation, democracy and other positive social impacts?
- c. To what extent are the positive impacts associated with achievement of the credit *not* captured in other STARS credits?

As these questions indicate, the focus in allocating points was on the *impact*, not the *difficulty*, of earning the credit. Some sustainability initiatives may be very difficult to implement but yield negligible impacts. Conversely, some generally easier projects have significant impacts. Assigning points based on the difficulty of earning a credit would create a perverse incentive for institutions to focus on the difficult projects or initiatives, which may not have the most meaningful impact.

Given the diversity of higher education institutions, each STARS credit should be appropriate for most institution types. In order to accommodate this diversity, some STARS credits do not include detailed specifications but are instead flexible or open. In other cases, credits include an applicability criterion, so that the credits only apply to certain types of institutions. By following this approach, institutions are not penalized when they do not earn credits that they could not possibly earn due to their circumstances.

Additionally, STARS is designed to incorporate the full spectrum of sustainability achievement, and upper levels of achievement represent highly ambitious, long-term goals. Therefore there are some credits for which few, if any, institutions will achieve full points currently.

Lastly, to help ensure that the system works as intended, AASHE strives to ensure that each credit is objective, measurable, and actionable.

B. Recognition and Scoring

STARS only gives positive recognition - each level of recognition represents significant sustainability leadership. Participating in STARS, which includes gathering extensive data and sharing it publicly, represents a commitment to sustainability that should be applauded.

There are four STARS ratings available: Bronze, Silver, Gold, and Platinum. The table below summarizes the scoring thresholds corresponding with each rating.

STARS Rating	Minimum score required
Bronze	25
Silver	45
Gold	65
Platinum	85

In addition, any institution that wishes to participate in STARS but does not want to pursue an overall STARS rating or make their scores public may participate as a **STARS Reporter**. STARS Reporters receive many of the same benefits as institutions that pursue a STARS rating, including positive recognition for participation and the

ability to share data publicly. All participants have the option to choose STARS Reporter status before completing their final submission and making it public.

An institution's STARS score is based on the percentage of applicable points it earns across four categories:

- 1) Academics (AC)
- 2) Engagement (EN)
- 3) Operations (OP)
- 4) Planning & Administration (PA)

For example, if an institution earned 30 percent of all applicable points, the institution's overall score would be 30, making it eligible for a STARS Bronze Rating.

In addition to the credits in the four categories outlined above, institutions may pursue Innovation & Leadership (IN) credits to earn up to 4 bonus points for new and path-breaking practices and performances that are not covered by other STARS credits or that exceed the highest criterion of a current STARS credit. Each point earned in Innovation & Leadership increases an institution's overall score by 1 point.

Some credits do not apply to all institutions. For example, the credits about dining services do not apply to institutions that do not have dining services operations. Institutions will earn a score based on the percentage of *applicable* points they earn. In other words, credits that do not apply to an institution will not be counted against that institution's overall score.

In addition, the number of points that are available for a credit may vary based on an institution's context. This variability is linked to third-party reference standards or methodologies for evaluating the sustainability impact of the area being evaluated in the credit. STARS 2.0 introduced this approach to contextual variability in the *Biodiversity* and *Water Use* credits.

A STARS rating is in effect for three years. All participants have continuous access to the STARS Reporting Tool and may update information at any time; however, the data that is shared publicly will only be updated when an institution formally submits a new report.

While AASHE has strived for a fair and consistent approach to allocating points and ratings, this is an inherently subjective exercise. Developing a more robust point allocation methodology, including expanding the application of contextual variability as feasible, and finding additional ways to accommodate how regional variations and difference in institution type influence each institution's sustainability impacts, will be considered for future versions of STARS.

C. Understanding Sustainability

The concept of sustainability has shaped the development of STARS and is fundamental to the rating system. One of the most popular definitions of sustainability is actually a definition of sustainable development. It is from *Our Common Future: The Report of the World Commission on Environment and Development*, commonly known as the Brundtland Commission Report:

1. Sustainable development is development that meets the needs of the present without compromising the ability of future generations to meet their own needs. It contains within it two key concepts:

the concept of 'needs', in particular the essential needs of the world's poor, to which overriding priority should be given; and

the idea of limitations imposed by the state of technology and social organization on the environment's ability to meet present and future needs.

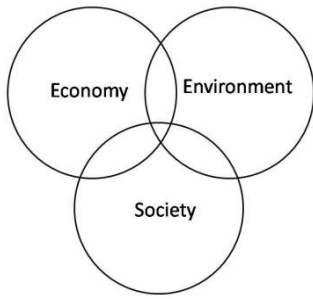
2. Thus the goals of economic and social development must be defined in terms of sustainability in all countries [...]

3. [...] Physical sustainability cannot be secured unless development policies pay attention to such considerations as changes in access to resources and in the distribution of costs and benefits. Even the narrow notion of physical sustainability implies a concern for social equity between generations, a concern that must logically be extended to equity within each generation.

The interconnectedness and interdependence of the social, environmental, and economic components of sustainability are included throughout *Our Common Future*. The Brundtland Commission writes, "Our inability to promote the common interest in sustainable development is often a product of the relative neglect of economic and social justice." The report continues, "A world in which poverty and inequity are endemic will always be prone to ecological and other crises. Sustainable development requires meeting the basic needs of all and extending to all the opportunity to satisfy their aspirations for a better life."

To further advance the principles of sustainability, the Brundtland Commission called for a "universal declaration" of norms to promote sustainable development. This goal was realized with the [Earth Charter](#), a "global consensus statement on ethics and values for a sustainable future." Developed over a period of ten years with extensive global consultation, the Earth Charter has been formally endorsed by many organizations. The Earth Charter continues the Brundtland Commission's understanding of the connections between social justice, environmental welfare, and economic security.

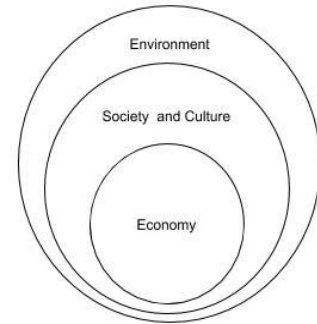
Today most uses of and references to sustainability emphasize the concept's simultaneous economic, environmental, and social dimensions. For example, businesses talk about the triple bottom line: people, planet, and profits (or, alternately, human capital, natural capital, and financial capital). Likewise, sustainability educators commonly refer to the Three E's of sustainability: economy, ecology, and equity.



Popular representations of sustainability also underscore the concept's three dimensions. Sustainability experts often use a three-legged stool as a symbol for sustainability. The social, economic, and environmental components each represent one of the stool's legs. If one of the legs is missing, the sustainability stool can't balance or function. A common illustration of sustainability is the diagram at left depicting three overlapping circles representing environmental needs, economic needs, and social needs. The area where the circles overlap and all three needs are met is the area of sustainability.

Another popular representation is the diagram at right in which sustainability is depicted as three concentric circles to further emphasize the interdependence of the three dimensions - the economic existing within the social/cultural, and both existing within the environment.

AASHE defines sustainability in a pluralistic and inclusive way, encompassing human and ecological health, social justice, secure livelihoods, and a better world for all generations. STARS attempts to translate this broad and inclusive view of sustainability to measurable objectives at the campus level. Thus, it includes credits related to an institution's environmental, social, and economic performance.



II. Participation and Reporting

A. STARS Website

The [STARS website](#) is the primary source for information about participating and reporting in STARS. The website offers the most up to date and detailed information about the program, for example, the requirements for eligibility to participate in STARS, a step-by-step guide to reporting (including how to register), and a knowledge base addressing frequently asked questions.

B. STARS Credits

The credit descriptions in the STARS Technical Manual include the following sections:

- A. Credit Rationale** - provides background on the intent and importance of the credit in the context of sustainability.
- B. Criteria** - describes the minimum requirements for an institution to earn points for the credit.
- C. Applicability** - indicates which institutions' scores and STARS ratings will be affected by their responses to the credit. As mentioned above, some credits do not apply to certain types of institutions. For example, credits involving dining services do not apply to institutions that do not have dining services.
- D. Scoring** - explains how points are allocated for the credit.
- E. Reporting Fields** - lists the fields that appear within the online Reporting Tool for each credit. Some fields are required, while others are optional and provided for institutions to provide additional documentation and information.
- F. Measurement**
 - a. **Timeframe** - describes the time period from which data should be drawn. For some credits, particularly those that are based on the presence of a policy or program, institutions should report on current practices (i.e. status at the time of reporting). Other credits, particularly those based on quantitative performance, require historical performance data, typically drawn from one-year or three-year period.
 - b. **Sampling and Data Standards** - provides guidelines on when institutions may use a representative sample to measure performance and when samples are prohibited, as well as guidance related to data quality, allowable exclusions, and unit conversions.
- G. Standards and Terms** - lists and defines important terminology that is referenced in credit criteria.

Also appended to many credits are **Credit Examples** and **Scoring Examples** to help explain reporting requirements, credit criteria and scoring.

C. Online STARS Reporting Tool

The [STARS Reporting Tool](#) may be accessed through the STARS website. The Reporting Tool serves as a repository for an institution's STARS data and, ultimately, is the mechanism through which the data will be submitted to AASHE.

In addition to the credit information outlined above, each credit in the STARS Reporting Tool also provides access to additional resources and guidance, including an integrated glossary, data tracking spreadsheets and other tools, and examples of best practices.

STARS Reporting Process

1. Register

Institutions that have not already done so must register for STARS by:

- Providing the name and contact information for the institution's primary STARS liaison.
- Providing the name and contact information for one executive-level administrator (president, chancellor, vice president, vice chancellor, or provost) to be copied on the registration confirmation e-mail. Copying an administrator on the registration e-mail helps ensure that each institution's leadership is aware of its participation in STARS.
- Agreeing to the STARS Terms and Conditions of Use.

2. Get organized

- Convene your data collection team.
- Familiarize yourself with the STARS Technical Manual and credits.
- Prepare a strategy for gathering and documenting data.

3. Report and manage data in the online Reporting Tool

- Determine those credits that are not applicable to your institution or that your institution is not pursuing and save them with the appropriate status.
- Report data for credits that your institution is pursuing according to the specifications outlined in this Technical Manual.
- Affirm the accuracy of the information submitted by providing the data sources used and/or specifying a responsible party for each credit.

4. Finalize and submit your report

- Review reported data for consistency with credit criteria.
- Upload a cover letter from the president, chancellor, or other high-ranking executive that affirms that the submission has been checked for accuracy.
- Submit your institution's report to AASHE.

5. Collaborate with AASHE to check data accuracy

- AASHE staff review portions of all STARS reports before ratings are awarded. We will work with you to address any inconsistencies in the reported data.
- After these inconsistencies have been addressed, your institution's rating and the associated data will be publicly posted on the STARS website.

6. Celebrate your achievement!

- Go to the *My Resources* section of the Reporting Tool and download your STARS seal and template press release to help communicate your institution's achievement.
- Share your public STARS report with stakeholders.

7. Evaluate your progress

- Access the STARS Data Displays to filter and analyze data submitted by other institutions
- Use your STARS report and the Data Displays to inform benchmarking and planning, and to develop projects, initiatives, and strategies to improve sustainability performance on your campus.

D. Accountability and Data Accuracy

While AASHE may in the future pursue opportunities for third-party verification of STARS submissions, STARS currently incorporates multiple strategies to ensure that submitted information is accurate:

- 1) For each credit, institutions may provide the data sources used to complete each credit and/or a responsible party from the institution may provide a statement that the information submitted is accurate. The name of each responsible party is listed with each credit in the public STARS report.
- 2) Each submission must be accompanied by a letter from the institution's president, chancellor, or other high-ranking executive that affirms that the institution's submission has been checked for accuracy. Sign-off from the institution's executive leadership promotes accuracy and encourages administrative involvement in STARS. In addition, the executive letter serves as an introduction or cover letter for the submission. As such, the letter may also include a description of the institution's commitment to sustainability, background about the institution, key achievements or highlights from the STARS submission, and goals for future submissions.
- 3) AASHE staff review a portion of every STARS report that is submitted and engage participants in a collaborative review and revision process to address any inconsistencies that are identified before a rating is awarded and the report is published.
- 4) All applicable information submitted is made publicly available on the STARS website. If an individual or organization believes that erroneous data have been submitted, use of the [STARS Data Inquiry Form](#) will bring the potential inconsistency to the attention of the STARS Liaison at that institution. Individuals submitting inquiries have the option to remain anonymous to the institution receiving the inquiry.
- 5) Each institution may submit a data revision request to correct inconsistencies and erroneous data in its STARS report after it has been made public on the STARS website. Individuals at the institution with Administrator access within the Reporting Tool may submit revision requests. The process for making revisions remains the same even if the change results in a new STARS rating level.

More information about data accuracy is detailed in the Data Accuracy Policy, which is approved by the STARS Steering Committee and may be found on the [STARS Report Accuracy](#) webpage.

Table of Credits

ACADEMICS (AC)			
Curriculum 40 points available	AC 1	Academic Courses	14
	AC 2	Learning Outcomes*	8
	AC 3	Undergraduate Program*	3
	AC 4	Graduate Program*	3
	AC 5	Immersive Experience*	2
	AC 6	Sustainability Literacy Assessment	4
	AC 7	Incentives for Developing Courses	2
	AC 8	Campus as a Living Laboratory*	4
Research 18 points available	AC 9	Research and Scholarship*	12
	AC 10	Support for Research*	4
	AC 11	Open Access to Research*	2
ENGAGEMENT (EN)			
Campus Engagement 21 points available	EN 1	Student Educators Program	4
	EN 2	Student Orientation*	2
	EN 3	Student Life	2
	EN 4	Outreach Materials and Publications	2
	EN 5	Outreach Campaign	4
	EN 6	Assessing Sustainability Culture	1
	EN 7	Employee Educators Program	3
	EN 8	Employee Orientation	1
	EN 9	Staff Professional Development	2
Public Engagement 20 points available	EN 10	Community Partnerships	3
	EN 11	Inter-Campus Collaboration	3
	EN 12	Continuing Education*	5
	EN 13	Community Service*	5
	EN 14	Participation in Public Policy	2
	EN 15	Trademark Licensing*	2
OPERATIONS (OP)			
Air & Climate 11 points available	OP 1	Greenhouse Gas Emissions	10
	OP 2	Outdoor Air Quality	1
Buildings 8 points available	OP 3	Building Operations and Maintenance*	5
	OP 4	Building Design and Construction*	3
Energy 10 points available	OP 5	Building Energy Consumption	6
	OP 6	Clean and Renewable Energy	4
Food & Dining 8 points available	OP 7	Food and Beverage Purchasing*	6
	OP 8	Sustainable Dining*	2
Grounds 3-4 points available	OP 9	Landscape Management*	2
	OP 10	Biodiversity*	1-2

Purchasing 6 points available	OP 11	Sustainable Procurement	3
	OP 12	Electronics Purchasing	1
	OP 13	Cleaning and Janitorial Purchasing	1
	OP 14	Office Paper Purchasing	1
Transportation 7 points available	OP 15	Campus Fleet*	1
	OP 16	Student Commute Modal Split*	2
	OP 17	Employee Commute Modal Split	2
	OP 18	Support for Sustainable Transportation	2
Waste 10 points available	OP 19	Waste Minimization and Diversion	8
	OP 20	Construction and Demolition Waste Diversion*	1
	OP 21	Hazardous Waste Management	1
Water 6-8 points available	OP 22	Water Use	4-6
	OP 23	Rainwater Management	2
PLANNING & ADMINISTRATION (PA)			
Coordination & Planning 8 points available	PA 1	Sustainability Coordination	1
	PA 2	Sustainability Planning	4
	PA 3	Participatory Governance	3
Diversity & Affordability 10 points available	PA 4	Diversity and Equity Coordination	2
	PA 5	Assessing Diversity and Equity	1
	PA 6	Support for Underrepresented Groups	3
	PA 7	Affordability and Access	4
Investment 7 points available	PA 8	Committee on Investor Responsibility*	2
	PA 9	Sustainable Investment*	4
	PA 10	Investment Disclosure*	1
Wellbeing & Work 7 points available	PA 11	Employee Compensation	3
	PA 12	Assessing Employee Satisfaction	1
	PA 13	Wellness Program	1
	PA 14	Workplace Health and Safety	2
INNOVATION & LEADERSHIP (IN)			4 bonus points available
Exemplary Practice Catalog of credits available			0.5 each
Innovation 4 credits available			1 each

* credit does not apply to all institutions

Institutional Characteristics (IC)

Institutional characteristics include data related to an institution's boundary (defining the campus for purposes of reporting), its operational characteristics (the context in which it operates) and its demographics and academics (programs, students, staff, and faculty). This information provides valuable context for understanding and interpreting STARS data. Thus, all information documented in the sections below will be displayed in the institution's public STARS report.

Some of the values reported here are also required to pursue specific STARS credits. Such reporting fields may be populated in the online Reporting Tool for editing from the data provided in the Institutional Characteristics section.

IC 1	Institutional Boundary	Required
IC 2	Operational Characteristics	Required
IC 3	Academics and Demographics	Required

IC 1: Institutional Boundary

Required for submission

Each institution is expected to include its entire main campus when collecting data. Institutions may choose to include any other land holdings, facilities, farms, and satellite campuses, as long as the selected boundary is the same for each credit. If an institution finds it necessary to exclude a particular unit from its submission, the reason for excluding it must be provided in the appropriate reporting field, below.

Reporting Fields

Required

- [Institution type](#) (Associate, Baccalaureate, Doctorate, or Master's)
- Institutional control (Public, Private for-profit, or Private non-profit)
- A brief description of the institution's main campus and other aspects of the institutional boundary used to complete this report
- Which of the following features are present on campus and which are included within the institutional boundary?
 - Agricultural school
 - Medical school
 - Other professional school(s) with labs and clinics (e.g. dental, nursing, pharmacy, public health, veterinary)
 - Satellite campus
 - Hospital
 - Farm (larger than 5 acres or 2 hectares)
 - Agricultural experiment station (larger than 5 acres or 2 hectares)

If there are features present that are not included within the boundary, provide:

- The rationale for excluding any features that are present from the institutional boundary

Optional

- Additional documentation to support the submission (upload)
- Data source(s) and notes about the submission

Standards and Terms

Institution type

Each institution is classified into one of four basic types adapted from [Carnegie U.S. Classifications](#):

- Associate's Colleges include institutions where all degrees are at the associate's level, or where baccalaureate degrees account for less than 10 percent of all undergraduate degrees.
- Baccalaureate Colleges include institutions where baccalaureate degrees represent at least 10 percent of all undergraduate degrees and where fewer than 50 master's degrees or 20 doctoral degrees are awarded annually. (May include some institutions above the master's degree threshold.)

- Master's Colleges and Universities generally include institutions that award at least 50 master's degrees and fewer than 20 doctoral degrees annually.
- Doctorate-granting Universities include institutions that award at least 20 research doctoral degrees annually (excluding doctoral-level degrees that qualify recipients for entry into professional practice, such as the JD, MD, PharmD, DPT, etc).

Each institution should report the institution type that is most appropriate given its context and with consideration for the criteria outlined above.

IC 2: Operational Characteristics

Required for submission

Operational characteristics are variables that provide information about the context in which the institution operates. Report the most recent data available within the three years prior to the anticipated date of submission.

Reporting Fields

Required

- [Endowment](#) size (US/Canadian dollars)
- Total campus area (i.e. the total amount of land within the institutional boundary) (acres/hectares)
- [Locale](#) (Large city, Urban fringe of large city, Mid-size city, Urban fringe of mid-size city, Large town, Small town, or Rural)
- [IECC climate zone](#) (1 - Very Hot; 2 - Hot; 3- Warm; 4 - Mixed; 5 - Cool; 6 - Cold; 7 - Very Cold; 8 - Subarctic)
- [Gross floor area of building space](#) (gross square feet/metres)
- Floor area of [laboratory space](#) (square feet/metres)
- Floor area of [healthcare space](#) (square feet/metres)
- Floor area of other [energy intensive space](#), e.g. data centers, food production space, non-class or open laboratories (square feet/metres)

Optional

- Additional documentation to support the submission (upload)
- Data source(s) and notes about the submission

Standards and Terms

Endowment

Consistent with the U.S. Department of Education, endowment funds are defined as “funds whose principal is nonexpendable (true endowment) and that are intended to be invested to provide earnings for institutional use. Also includes term endowments and funds functioning as endowment.”

Energy intensive space

Energy intensive space includes “laboratory space”, “healthcare space”, and “other energy intensive space”. “Other energy intensive space” is reported separately from laboratory space and healthcare space and may include data centers, food production space, non-class or open laboratories, and other facilities that the institution has determined to have an average energy use intensity (EUI) that is at least twice that of office/administrative space. (Energy use intensity is a unit of measurement that represents the energy consumed by a building relative to its size, e.g. 1,000 MMBtu per square metre). For more information, see [ENERGY STAR Portfolio Manager Technical Reference: U.S. Energy Use Intensity by Property Type](#).

Gross floor area of building space

Gross floor area of building space refers to the total amount of building space that is included within the institutional boundary. Any standard definition of building space may be used (e.g. ASHRAE, ANSI/BOMA, IECC) as long as it is used consistently. Parking structures are included. For guidance on calculating gross square footage of a building, you may also consult [3.2.1 Gross Area](#) of the U.S. Department of Education's [Postsecondary Education Facilities Inventory and Classification Manual](#).

Buildings within the overall STARS boundary that the institution leases entirely (i.e. the institution is the only tenant) should be included.

Buildings that are not owned by the institution and in which the institution is one of multiple tenants may be excluded. If the institution chooses to include such buildings, it must include all multi-tenant buildings that are included in the institution's overall STARS boundary and in which the institution is a tenant; institutions cannot choose to include some leased spaces and omit others. If an institution chooses to include leased spaces, the institution should count only the square footage of building space it occupies and not the entire building.

Healthcare space

The total amount of building space within the institutional boundary that may be categorized as "Health Care Facilities" (e.g. codes in the 800 series under the [Space Use Codes](#) in the US Department of Education's [Postsecondary Education Facilities Inventory and Classification Manual](#)). To simplify reporting, institutions with hospitals may report all floor area within hospitals as healthcare space.

IECC climate zone

Climate zones are consistent with the climate designations used by the International Energy Conservation Code (IECC) and the American Society of Heating, Refrigerating and Air-Conditioning Engineers (ASHRAE). The zones correspond to these generalized climate categories:

1 - Very Hot; 2 - Hot; 3 - Warm; 4 - Mixed; 5 - Cool; 6 - Cold; 7 - Very Cold; 8 - Subarctic

For further guidance, see [IECC/ASHRAE Climate Zones](#) (U.S) and [ANSI/ASHRAE/IESNA Standard 90.1-2007](#) (international).

Laboratory space

The total amount of building space within the institutional boundary that may be categorized as "research laboratories" (e.g. code 250 under the [Space Use Codes](#) in the US Department of Education's [Postsecondary Education Facilities Inventory and Classification Manual](#)). To simplify reporting, institutions may report all floor area within buildings that contain research laboratories as laboratory space.

Locale

The locale or setting of institution's main campus may be classified as one of the following:

- Large City: A central city of a consolidated metropolitan statistical area (CMSA) or metropolitan statistical area (MSA), with the city having a population greater than or equal to 250,000.
- Mid-size City: A central city of a CMSA or MSA, with the city having a population less than 250,000.
- Urban Fringe of a Large City: Any territory within a CMSA or MSA of a Large City and defined as urban by a national census bureau or the equivalent.

- Urban Fringe of a Mid-size City: Any territory within a CMSA or MSA of a Mid-size City and defined as urban by a national census bureau or the equivalent.
- Large Town: An incorporated place or census-designated place with a population greater than or equal to 25,000 and located outside a CMSA or MSA.
- Small Town: An incorporated place or census-designated place with a population less than 25,000 and greater than or equal to 2,500 and located outside a CMSA or MSA.
- Rural: Any territory designated as rural by a national census bureau or the equivalent.

IC 3: Academics and Demographics

Required for submission

This section includes variables that provide information about the institution's academic programs, students, faculty and staff. Report the most recent data available within the three years prior to the anticipated date of submission. Some population figures are used to calculate "[weighted campus user](#)", a measurement of an institution's population that is adjusted to accommodate how intensively certain community members use the campus.

Reporting Fields

Required

- Number of [academic divisions](#) (e.g. colleges, schools)
- Number of [academic departments](#) (or the equivalent)

[Headcounts](#). Report the unduplicated total number of students enrolled and workers employed over a 12-month period (e.g. as reported on the U.S. [Integrated Postsecondary Education Data System](#) 12-Month Enrollment and Human Resources forms) or else representative headcounts (e.g. autumn figures).

- Number of [students enrolled for credit](#)
- Total number of employees (staff + faculty)

[Full-Time Equivalents](#) (FTE). Report the institution's best estimates, [annualized](#) as feasible and/or calculated according to relevant national, regional or international standards (e.g. as reported on the U.S. IPEDS 12-Month Enrollment form or calculated using the IPEDS formulas). [Non-credit students](#) may be included.

- Total full-time equivalent student enrollment (undergraduate and graduate)
- Full-time equivalent of students enrolled exclusively in [distance education](#) (If FTE is not regularly tracked, institution may estimate FTE attributable to distance education, e.g. by multiplying the percentage of students that are enrolled exclusively in distance education by total FTE enrollment.)
- Full-time equivalent of employees (staff + faculty)

[On-Campus Residents](#). Report annualized headcounts as feasible or else representative snapshots (e.g. autumn headcounts).

- Number of students [resident on-site](#)
- Number of employees resident on-site
- Number of other individuals resident on-site, e.g. family members of employees, individuals lodging on-site (by average occupancy rate), and/or in-patient hospital beds (if applicable)

Optional

- Additional documentation to support the submission (upload)
- Data source(s) and notes about the submission

Standards and Terms

Academic departments

An academic department is an administrative division of a college, university, or school faculty that is devoted to a particular academic discipline (e.g. Economics, Environmental Science, Sociology) or a closely related set of disciplines (e.g. Asian Studies or Physics & Astronomy). Departments may exist under other nomenclature and with coarser or finer divisions, depending upon each institution's context. Fields of study, programs, subject areas or the equivalent may be considered to be "departments" in the absence of traditional administrative divisions.

Academic divisions

An academic division is an administrative division of a college, university, or school faculty that is devoted to a subset of students (e.g. Undergraduate School) or a particular academic degree program or discipline (e.g. School of Architecture). Divisions may exist under other nomenclature and with coarser or finer divisions, depending upon each institution's context.

Annualized

An annualized population figure is the average of all periods (e.g. quarters, semesters, months) during an academic or calendar year (e.g. adding fall, winter, spring and summer enrollment figures and dividing by 4).

Consistent with the U.S. IPEDS, an institution may calculate and report annual FTE student enrollment based on instructional activity (i.e. the credit and/or contact hours reported by the institution over a 12 month period) rather than annualized counts.

Likewise, an institution may calculate and report annual FTE employees based on level of service rather than annualized counts. For example, an institution may define one "annualized FTE" as 12 months of service at 100 percent time. When an appointment is less than 12 months service or less than 100 percent time, the annualized FTE would be reduced proportionately. See also "Full-time equivalent".

Distance education

Consistent with U.S. [IPEDS](#), distance education is education that "uses one or more technologies to deliver instruction to students who are separated from the instructor and to support regular and substantive interaction between the students and the instructor synchronously or asynchronously".

A distance education course is one in which "the instructional content is delivered exclusively via distance education. Requirements for coming to campus for orientation, testing, or academic support services do not exclude a course from being classified as distance education."

A distance education program is one for which "all the required coursework for program completion is able to be completed via distance education courses". Distance education students are students who are enrolled in distance education programs, or else exclusively in distance education courses.

Full-time equivalent

Consistent with [Eurostat](#), full-time equivalent (FTE) is defined as follows:

A full-time equivalent, sometimes abbreviated as FTE, is a unit to measure employed persons or students in a way that makes them comparable although they may work or study a different number of hours per week.

The Organization for Economic Co-operation and Development (OECD) further elaborates in regard to [FTE students](#):

A full-time equivalent (FTE) measure attempts to standardize a student's actual course load against the normal course load. Calculating the full-time/part-time status requires information on the time periods for actual and normal course loads. For the reduction of head-count data to FTEs, where data and norms on individual participation are available, course load is measured as the product of the fraction of the normal course load for a full-time student and the fraction of the school/academic year.

[FTE = (actual course load/normal course load) * (actual duration of study during reference period/normal duration of study during reference period).]

When actual course load information is not available, a full-time student is considered equal to one FTE.

An institution should report its best estimates for FTE figures, annualized as feasible and calculated according to relevant national, regional or international standards (e.g. as calculated or reported on the U.S. IPEDS 12-Month Enrollment form and using the [IPEDS formulas](#)).

Headcount

Consistent with the [Organization for Economic Co-operation and Development \(OECD\)](#), "headcount" is defined as:

The number of individuals [...] counted, regardless of the intensity of participation/length of their program.

In other words, a headcount measures the total number of students or employees, irrespective of course-load or employment status.

Integrated Postsecondary Education Data System

The [Integrated Postsecondary Education Data System](#) (IPEDS) is a system of interrelated surveys conducted annually by the U.S. Department of Education's National Center for Education Statistics (NCES). IPEDS gathers information from every college, university, and technical and vocational institution that participates in the federal student financial aid programs.

Non-credit students

Non-credit or community education students are students who are enrolled in courses for personal or professional interest and are not seeking a [degree](#) or formal award, for example:

- Students enrolled exclusively in courses that cannot be applied towards a formal award
- Students enrolled exclusively in Continuing Education Units (CEUs)
- Students exclusively auditing classes

Resident on-site

Individuals are resident on-site when they are living in a housing facility within the institutional boundary that is owned or controlled by the institution. To avoid double-counting, count student resident assistants (RAs) as students, even if they are also considered to be employees. The number of in-patient hospital beds is used as a proxy for the number of hospital patients resident on-site.

Students enrolled for credit

Consistent with U.S. [IPEDS](#), students enrolled for credit include all students enrolled in courses or programs that can be applied towards the requirements for a postsecondary degree, diploma, certificate, or other formal award, regardless of whether or not they are seeking a degree or certificate. This includes:

- Students enrolled for credit in off-campus centers
- High school students taking regular college courses for credit
- Students taking remedial courses if the student is degree-seeking for the purpose of student financial aid determination
- Students from overseas enrolled in U.S. courses for credit (e.g., online students)
- Graduate students enrolled for thesis credits, even when zero credits are awarded as these students are still enrolled and seeking their degree.

Weighted campus user

“Weighted campus user” is a measurement of an institution’s population that is adjusted to accommodate how intensively certain community members use the campus. This figure is used to normalize resource consumption and environmental impact figures in order to accommodate the varied impacts of different population groups. For example, an institution where a high percentage of students live on campus would witness higher greenhouse gas emissions, waste generation, and water consumption figures than otherwise comparable non-residential institution since students’ residential impacts and consumption would be included in the institution’s totals.

STARS calculates the figure according to the following formula. Please note that users will not have to calculate this figure themselves; the result will be calculated automatically when the data are entered into the online Reporting Tool.

$$\text{Weighted campus users} = (A + B + C) + 0.75 [(D - A) + (E - B) - F]$$

- A= Number of students resident on-site
- B= Number of employees resident on-site
- C= Number of other individuals resident on-site and/or in-patient hospital beds
- D= Total full-time equivalent student enrollment
- E= Full-time equivalent of employees (staff + faculty)
- F= Full-time equivalent of students enrolled exclusively in distance education

Academics (AC)

Curriculum

This subcategory seeks to recognize institutions that have formal education programs and courses that address sustainability. One of the primary functions of colleges and universities is to educate students. By training and educating future leaders, scholars, workers and professionals, higher education institutions are uniquely positioned to prepare students to understand and address sustainability challenges. Institutions that offer courses covering sustainability issues help equip their students to lead society to a sustainable future.

Credits		Points available: 40
AC 1	Academic Courses	14
AC 2	Learning Outcomes*	8
AC 3	Undergraduate Program*	3
AC 4	Graduate Program*	3
AC 5	Immersive Experience*	2
AC 6	Sustainability Literacy Assessment	4
AC 7	Incentives for Developing Courses	2
AC 8	Campus as a Living Laboratory*	4

* credit does not apply to all institutions

Share your story

The My Submission section of the online Reporting Tool includes an optional reporting field for the institution to provide an overview of notable activities and accomplishments in this subcategory. This information is featured in the institution's public report.

- A brief summary of the institution's notable activities and accomplishments relevant to this subcategory

AC 1: Academic Courses

14 points available

A. Credit Rationale

This credit recognizes institutions that offer sustainability courses and that include sustainability in courses across the curriculum. Sustainability courses can provide valuable grounding in the concepts and principles of sustainability, help build knowledge about a component of sustainability, or introduce students to sustainability concepts. Institutions that integrate sustainability concepts throughout the curriculum prepare students to apply sustainability principles in their professional fields. Having sustainability courses and content offered by numerous departments helps ensure that the institution's approach to sustainability education is comprehensive and includes diverse topics. This will help students develop a broad understanding of the field. Likewise, offering sustainability courses and content in numerous departments can increase student exposure to sustainability topics and themes.

Conducting an inventory of academic offerings provides an important foundation for advancing sustainability curriculum. It provides a baseline for understanding current offerings and can help institutions identify strengths and opportunities for growth. In addition, a list and description of sustainability courses and other courses that include sustainability helps current and prospective students find and understand sustainability course offerings, which can assist them in organizing their academic studies.

B. Criteria

Institution has conducted an inventory during the previous three years to identify its sustainability course offerings. [Sustainability course offerings](#) include:

- Courses that have been identified as “sustainability courses” and “courses that include sustainability” using the definitions provided in *G. Standards and Terms*.
- Courses that have been formally designated as sustainability course offerings in the institution's standard course listings or catalog.

For each course, the inventory provides:

- The title, department (or equivalent), and level of the course (e.g. undergraduate or graduate).
- A brief description of the course.
- An indication of whether the course is a “sustainability course” or a “course that includes sustainability” (or equivalent terminology).

A course may be a sustainability course or it may include sustainability; no course should be identified as both. Courses for which partial or incomplete information is provided may not be counted toward earning points for this credit. This credit does not include continuing education and extension courses, which are covered by the *Continuing Education* credit in Public Engagement.

For guidance on conducting a course inventory and distinguishing between sustainability courses and courses that include sustainability, see *F. Measurement*, *G. Standards and Terms*, and the Credit Example, below. An institution that has developed a more refined approach to course classification may use that approach as long as it is consistent with the definitions and guidance provided.

Part 1

Institution offers sustainability course content as measured by the percentage of courses offered that are sustainability course offerings.

The total number of courses offered and the number of sustainability course offerings must be counted in the same manner; see *F. Measurement*.

Part 2

Institution offers sustainability course content as measured by the percentage of academic departments (or the equivalent) with sustainability course offerings.

C. Applicability

This credit applies to all institutions.

D. Scoring

An institution must identify its sustainability course offerings per the minimum criteria outlined above to earn points for this credit. Each part is scored independently.

Part 1

Institutions earn the maximum of 8 points for Part 1 of this credit if 20 percent or more of all courses offered by the institution are sustainability courses and/or courses that include sustainability. Incremental points are awarded based on the percentage of course offerings that are sustainability courses and/or courses that include sustainability. For example, an institution where 4 percent of all courses offered are sustainability courses and 6 percent are courses that include sustainability would earn 4 points (half of the points available for Part 1 of this credit).

Points for Part 1 of this credit are calculated automatically in the STARS Reporting Tool as follows:

Course type	Factor	Multiply	Number of courses offered of each type	Divide	Total number of courses offered by the institution	Equals	Points earned
Sustainability courses	40	x	_____	÷	_____	=	
Courses that include sustainability	40		_____				
Total points earned →							Up to 8

Part 2

Institutions earn the maximum of 6 points for Part 2 of this credit when 90 percent or more of academic departments or their equivalent offer at least one sustainability course or one course that includes sustainability. Incremental points are available based on the percentage of academic departments that have sustainability course offerings. For example, if 45 percent of the departments at an institution offered one or

more sustainability courses, that institution would earn 3 points (half of the points available for Part 2 of this credit).

Points for Part 2 of this credit are calculated automatically in the STARS Reporting Tool as follows:

Factor	Multiply	Number of departments with sustainability course offerings	Divide	Total number of departments	Equals	Points earned
$6\frac{2}{3}$	×	_____	÷	_____	=	Up to 6

E. Reporting Fields

Required

- Total number of [undergraduate courses](#) offered by the institution
- Number of undergraduate sustainability courses offered (i.e. courses for which the primary and explicit focus is on sustainability and/or understanding or solving one or more major sustainability challenge)
- Number of undergraduate courses offered that include sustainability (i.e. courses that are focused on a topic other than sustainability, but incorporate a unit or module on sustainability or a sustainability challenge, include one or more sustainability-focused activities, or integrate sustainability issues throughout the course)
- Total number of [graduate courses](#) offered by the institution
- Number of graduate sustainability courses offered
- Number of graduate courses offered that include sustainability
- Total number of [academic departments](#) (or the equivalent) that offer courses (at any level)
- Number of academic departments (or the equivalent) that offer at least one sustainability course and/or course that includes sustainability (at any level)
- A copy of the institution’s inventory of its [sustainability course offerings](#) and descriptions (upload)
- Do the figures reported above cover one, two, or three academic years?
- A brief description of the methodology used to determine the total number of courses offered and to identify sustainability course offerings, including the definitions used and the process for reviewing and/or validating the course inventory
- How were courses with multiple offerings or sections counted for the figures reported above?
 - Each offering or section of a course was counted as an individual course
 - Each course was counted as a single course regardless of the number of offerings or sections
 - Not applicable; no courses with multiple offerings or sections were included
 - Other (please describe below)
- A brief description of how courses with multiple offerings or sections were counted (if different from the options outlined above)
- Are the following course types included in the inventory?

- Internships
- Practicums
- Independent study
- Special topics
- Thesis / dissertation
- Clinical
- Physical education
- Performance arts

Optional

- The website URL where information about the programs or initiatives is available
- Additional documentation to support the submission (upload)
- Data source(s) and notes about the submission
- Contact information for a responsible party (a staff member, faculty member, or administrator who can respond to questions regarding the data once it is submitted and available to the public)

F. Measurement

Timeframe

Report the most recent data available from within the three years prior to the anticipated date of submission.

Institutions may choose to inventory and report course offerings from one, two, or three academic years, as long as both the total number of courses offered and the number of sustainability course offerings are measured during the same period.

Sampling and Data Standards

Each institution is free to choose a methodology to identify sustainability courses that is most appropriate given its unique circumstances. Asking faculty and departments to self-identify sustainability courses and courses that include sustainability using the definitions outlined in *G. Standards and Terms* or looking at the stated learning outcomes and course objectives associated with each course may provide a richer view of sustainability course offerings than simply reviewing course descriptions, but it is not required.

To best reflect the number of opportunities students have to learn about sustainability, it is recommended that institutions count each time a course is offered as a separate course (e.g. a course with two sections taught in the fall term and two sections taught during spring term would count as four courses). To streamline the data gathering process, however, institutions may elect to count a course with multiple offerings as a single course as long as sustainability course offerings are counted in the same way as total course offerings. For example, a course that is held twice (or if there are two sections) in the fall term and once in the spring term may be counted as 3 courses or 1 course, as long as the institution's course counting methodology is consistent. An institution that elects not to count each time a course is offered as a separate course should verify that 50 percent or more of the sections or offerings of a course include sustainability to count the course as inclusive of sustainability.

Likewise, institutions may choose whether or not to count courses listed in multiple departments or academic divisions as separate courses. For example, a course that is cross-listed in two departments or that is listed as both an undergraduate and a graduate course may be counted as one or two courses, as long as the institution's methodology is consistent.

Each department with one or more sustainability course offering may be counted toward Part 2 of this credit, even if the courses are offered or administered jointly with other departments. Courses that are offered independently of any department are not considered in Part 2.

The following course types may be excluded, as long as they are excluded from both the count of sustainability course offerings and the count of total courses:

- Individually-directed courses (e.g. thesis, independent study, practicum);
- Courses of four or fewer students;
- Special topics courses;
- Physical education courses;
- Performance arts courses; and
- Clinical courses offered exclusively to [doctor's degree-professional practice students](#).

Courses must have been taught during the specified timeframe of one, two or three academic years to count (e.g. as opposed to being listed in a course catalog, but not taught).

Courses offered by outside entities (e.g. courses offered by other colleges that are part of a consortium with the institution or courses offered through study abroad programs that are not administered by the institution) should not be counted in the reporting institution's course inventory. However, courses developed and offered jointly by multiple institutions that are listed in the reporting institution's course catalog may be counted. In such circumstances, courses should be counted consistently. This means that if sustainability courses offered jointly by the participating institution and another entity are included in the inventory, jointly offered courses without sustainability content should be included as well.

Institutions that do not have academic departments should report fields of study, programs, subject areas or the equivalent.

G. Standards and Terms

Academic departments

An academic department is an administrative division of a college, university, or school faculty that is devoted to a particular academic discipline (e.g. Economics, Environmental Science, Sociology) or a closely related set of disciplines (e.g. Asian Studies or Physics & Astronomy). Departments may exist under other nomenclature and with coarser or finer divisions, depending upon each institution's context. Fields of study, programs, subject areas or the equivalent may be considered to be "departments" in the absence of traditional administrative divisions.

Doctor's degree-professional practice students

Consistent with [IPEDS](#), doctor's degree-professional practice students include those enrolled in the following programs:

A doctor's degree that is conferred upon completion of a program providing the knowledge and skills for the recognition, credential, or license required for professional practice. The degree is awarded after a period of study such that the total time to the degree, including both pre-professional and

professional preparation, equals at least six full-time equivalent academic years. Some of these degrees... include: Chiropractic (D.C. or D.C.M.); Dentistry (D.D.S. or D.M.D.); Law (J.D.); Medicine (M.D.); Optometry (O.D.); Osteopathic Medicine (D.O); Pharmacy (Pharm.D.); Podiatry (D.P.M., Pod.D., D.P.); or, Veterinary Medicine (D.V.M.), and others, as designated by the awarding institution.

Graduate courses

Graduate courses are offered as part of the spectrum of education beyond the level of a baccalaureate, i.e. for students who hold bachelor's degrees or above and are taking courses at the graduate level.

Sustainability course offerings

Sustainability course offerings include "sustainability courses" and "courses that include sustainability":

Sustainability Courses

Sustainability courses are courses in which the *primary and explicit* focus is on sustainability and/or on understanding or solving one or more major sustainability challenge (e.g. the course contributes toward achieving principles outlined in the [Earth Charter](#)). This includes:

- A. Foundational courses in which the primary and explicit focus is on sustainability as an integrated concept having social, economic, and environmental dimensions. Obvious examples include Introduction to Sustainability, Sustainable Development, and Sustainability Science, however courses may also count if their course descriptions indicate a primary and explicit focus on sustainability.
- B. Courses in which the primary and explicit focus is on the application of sustainability within a field. As sustainability is an interdisciplinary topic, such courses generally incorporate insights from multiple disciplines. Obvious examples include Sustainable Agriculture, Architecture for Sustainability, and Sustainable Business, however courses may also count if their course descriptions indicate a primary and explicit focus on sustainability within a field.
- C. Courses in which the primary focus is on providing skills and/or knowledge *directly* connected to understanding or solving one or more major sustainability challenges. A course might provide knowledge and understanding of the problem or tools for solving it, for example Climate Change Science, Renewable Energy Policy, Environmental Justice, or Green Chemistry. Such courses do not necessarily cover "sustainability" as a concept, but should address more than one of the three dimensions of sustainability (i.e. social wellbeing, economic prosperity, and environmental health).

While a foundational course such as chemistry or sociology might provide knowledge that is useful to practitioners of sustainability, it would not be considered a sustainability course. Likewise, although specific tools or practices such as GIS (Geographical Information Systems) or engineering can be applied towards sustainability, such courses would not count as sustainability courses unless their primary and explicit focus is on sustainable applications. If there is a sustainability unit, module or activity within one of these courses, but it is not the main focus, the course may be counted as a "course that includes sustainability":

Courses That Include Sustainability

A course that includes sustainability is primarily focused on a topic other than sustainability, but incorporates a unit or module on sustainability or a sustainability challenge, includes one or more sustainability-focused activities, or integrates sustainability issues throughout the course. To count, these units/modules, activities or issues should be documented in course descriptions or syllabi.

While a foundational course such as chemistry or sociology might provide knowledge that is useful to practitioners of sustainability, it would not be considered to be inclusive of sustainability unless the concept of sustainability or a sustainability challenge is specifically integrated into the course. Likewise, although specific tools or practices such as GIS (Geographical Information Systems) or engineering can be applied towards sustainability, such courses would not count unless they incorporated a unit on sustainability or a sustainability challenge, included a sustainability-focused activity, or incorporated sustainability issues throughout the course.

Undergraduate courses

Undergraduate courses are included in courses of study leading up to the level of a baccalaureate, i.e. 4 or 5-year bachelor's degree programs, associate's degree programs, or vocational or technical programs below the baccalaureate.

Scoring Example: Academic Courses

Part 1
Example College offered 1,000 courses during the past year. Of those courses, 10 were sustainability courses and 65 were courses that included sustainability.

Course type	Factor	<i>Multiply</i>	Number of courses offered of each type	<i>Divide</i>	Total number of courses offered by the institution	<i>Equals</i>	Points earned
Sustainability courses	40	×	<u>10</u>	÷	<u>1,000</u>	=	0.4
Courses that include sustainability	40		<u>65</u>				2.6
Total points earned →							3.0

Part 2
Example College has 30 academic departments. Of those, 10 offer sustainability courses and/or courses that include sustainability.

Factor	<i>Multiply</i>	Number of departments with sustainability course offerings	<i>Divide</i>	Total number of departments	<i>Equals</i>	Points earned
6⅓	×	<u>10</u>	÷	<u>30</u>	=	2.22

Credit Example: Inventory of Sustainability Course Offerings

Example College asked faculty members representing all of its academic departments to identify sustainability course offerings using the definitions outlined in *G. Standards and Terms*. Following is an excerpt of the completed inventory:

Sustainability Courses

Title	Department	Level	Description
Introduction to Sustainability	Interdisciplinary Studies	UG	<i>[Description is optional; sustainability focus of the course is apparent from its title.]</i>
Sustainable Development	Geography	UG	<i>[Description is optional; sustainability focus of the course is apparent from its title.]</i>
Sustainability Science	Ecology and Evolutionary Biology	UG	<i>[Description is optional; sustainability focus of the course is apparent from its title.]</i>
Introduction to Environmental Studies	Environmental Studies	UG	This course provides an overview of environmental studies as an interdisciplinary academic field centered upon interdependent society – nature relationships. It provides an introduction to the concept of sustainability, critical thinking, the interdependency of social and ecological systems, interdisciplinary approaches, and related social engagement.
Systems Thinking and Analysis	Engineering	UG	Introduction to the systems thinking process, systems of systems, and the fundamental considerations associated with engineering and sustainable development.
Society and the Environment	Sociology	UG	This course will enable students to devise their own set of principles for understanding sustainability issues which should be of value in decision-making in their future careers.
Resilient Societies	Interdisciplinary Studies	UG	Provides an overview of the study of social and economic development in the context of ecological limits. Studies pathways and processes that lead to positive adjustment and sustainable societies.
Ecological Economics	Economics	UG	This course studies the role of environmental amenities such as clean air and clear water in economic systems. The course analyzes the problems of market outcomes when such amenities are not priced, examines the challenges associated with estimating economic costs and benefits, and emphasizes the connection between economic understanding and improved public policy.
International Development	International Studies	UG	An interdisciplinary course based on real world problems, direct field experience and current research on the causes of global poverty, environmental degradation, and preventable disease.
Environmental Ethics	Philosophy	UG	Course examines concepts such as animal rights, the land ethic and environmental justice within the larger context of environmental philosophy.
Corporate Social Responsibility	Business	G	This course explores how corporations design, manage and measure social strategies to generate business value. Students will learn frameworks, methodologies

			and tools and use these to develop CSR strategies for real-world corporations.
Global Environmental Health	Public Health	G	The public health implications, positive and negative, of society's efforts to mitigate and adapt to climate change will be elaborated, including discussions of ethical, political, economic aspects.
Environmental Journalism	Journalism	UG	In this course, students will learn the gathering and presentation of stories about environmental issues. We will also study the effect of mass media on the environmental movement and public policy debates.
Urban Planning	Planning	UG	Examination of current urban planning and policy issues and debates, such as normative theories of good urban form, metropolitan organization and governance, economic development and growth management, edge cities, spatial mismatch hypothesis, urban poverty, racial/ethnic inequality, gender and urban structure, sustainability, and the future of cities.
Organic Agriculture	Plant, Soil and Agricultural Systems	UG	This course asks students to use critical thinking skills to compare organic and industrial agricultural practices and explore food production issues including antibiotics, herbicides, hormones, GMOs, animal welfare, crop yields, nutrients, and pollution.
National Environmental Policy Act	Public Policy	UG	Learn about the philosophy and practice of ecological theory and policy and discuss contemporary challenges associated with implementation of the National Environmental Policy Act (NEPA).
Photovoltaic and Wind Turbine Installation	Electrical and Electronics	UG	The course will discuss the fundamentals of photovoltaic and wind power generation, installation and maintenance practices.
Conservation Biology	Biology	G	The focus of this course is on the science of conservation biology in the context of environmental policy, socioeconomic demands, and environmental ethics. Topics will include population biology, extinction, wildlife management, the role of science in making environmental policy, wetlands conservation, sustainable agriculture and forestry, integrated land-use management, and vegetation analysis.
Health Disparities	Public Health	UG	Students learn the nature of socioeconomic, racial and ethnic disparities in health status, and become familiar with the research literature on disparities in health care.
Infill Development	Public Policy	G	This course provides students with a comprehensive understanding of urban infill development, including the economic development thrust of urban infill and the political, environmental and community dimensions of projects.
Integrated Pest Management	Plant, Soil and Agricultural Systems	UG	Course is designed to provide an overview of IPM in agricultural situations. The course covers the fundamentals of pest management; safe use of and alternatives to pesticides; and the development, classification, and identification of insects.
Peace Studies	Peace Studies	UG	This course provides an overview of the field of peace studies and examines theories related to peace, conflict studies and non-violence. Students gain an understanding of the various tools and processes that are used internationally in working towards a more equitable, just and peaceful world.

Life Cycle Assessment	Business	G	Green supply chains are an important part of sustainable business practice. This course teaches about green product and service supply chains and compliance requirements.
-----------------------	----------	---	--

Courses That Include Sustainability

Title	Department	Level	Description
Introduction to Chemistry	Chemistry	UG	Includes a module on green chemistry and chemistry's contribution to sustainability
Art and Social Change	Art and Architecture	UG	One of the course's listed objectives is to examine art's potential contribution to sustainability
Construction Management	Construction and Environmental Management	UG	Includes a unit on green building
Math in Society	Mathematics	UG	Includes practice problems that are oriented around sustainability
Business in the European Union	Business	G	Includes a unit on sustainability, corporate social responsibility (CSR) and EU policy
Applied Ethics	Philosophy	UG	Includes discussion of inter-generational equity and the sustainability ethic
HVAC II	Construction and Environmental Management	UG	Includes a unit on high-efficiency and geothermal HVAC systems
Cause Marketing	Communications	UG	Case studies include marketing around corporate social responsibility (CSR) and sustainability
Social Problems and Social Change	Sociology	UG	Includes units on sustainability, environmental movements and activism, and responses to climate change
Literature and Nature	Literary Arts	UG	Includes readings on the relationship between humans and the land and a writing assignment related to sustainability

AC 2: Learning Outcomes

8 points available

A. Credit Rationale

This credit recognizes institutions with sustainability learning outcomes associated with program degrees and/or courses of study. Learning outcomes help students develop specific sustainability knowledge and skills and provide institutions and accrediting bodies with standards against which to assess student learning.

B. Criteria

Institution's students graduate from degree programs that include sustainability as a learning outcome or include multiple sustainability learning outcomes. Sustainability learning outcomes (or the equivalent) may be specified at:

- Institution level (e.g. covering all students)
- Division level (e.g. covering one or more schools or colleges within the institution)
- Program level
- Course level (if successful completion of the course is required to complete a degree program)

This credit includes graduate as well as undergraduate programs. For this credit, "degree programs" include majors, minors, concentrations, certificates, and other academic designations. Extension certificates and other certificates that are not part of academic degree programs do not count for this credit; they are covered in the *Continuing Education* credit in Public Engagement. Programs that include co-curricular aspects may count as long as there is an academic component of the program.

This credit is inclusive of learning outcomes, institutional learning goals, general education outcomes, and graduate profiles that are consistent with the definition of "[sustainability learning outcomes](#)" included in *G. Standards and Terms*. While they do not necessarily have to use the term "sustainability", learning outcomes must collectively address sustainability as an integrated concept having social, economic, and environmental dimensions for a program's graduates to count.

Institutions that do not specify learning outcomes as a matter of policy or standard practice may report graduates from sustainability-focused programs (i.e. majors, minors, concentrations and the equivalent as reported for the *Undergraduate Program* and *Graduate Program* credits) and other programs that require the successful completion of one or more sustainability courses (as reported for the *Academic Courses* credit) in lieu of the above criteria.

C. Applicability

This credit applies to all institutions that have degree programs.

D. Scoring

Institutions earn the maximum of 8 points available for this credit when all students graduate from programs that have adopted at least one sustainability learning outcome. Incremental points are available based on the percentage of students who graduate from such programs. For example, if half of all students graduate from

programs that have specified sustainability learning outcomes, an institution would earn 4 points (half of the points available for this credit).

Points for this credit are calculated automatically in the STARS Reporting Tool as follows:

Factor	Multiply	Number of students that graduate from programs that have adopted at least one sustainability learning outcome	Divide	Total number of graduates	Equals	Points earned
8	×	_____	÷	_____	=	Up to 8

E. Reporting Fields

Required

- Total number of graduates from degree programs (i.e. majors, minors, concentrations, certificates, and other academic designations)
- Number of students that graduate from programs that have adopted at least one sustainability learning outcome
- Do the figures reported above cover one, two, or three academic years?
- Does the institution specify sustainability learning outcomes at the institution level (e.g. covering all students)?
- Does the institution specify sustainability learning outcomes at the division level (e.g. covering particular schools or colleges within the institution)?

If institution level or division level learning outcomes are specified, provide:

- A list or brief description of the institution level or division level sustainability learning outcomes
- Does the institution specify sustainability learning outcomes at the program level (i.e. majors, minors, concentrations, degrees, diplomas, certificates, and other academic designations)?

If program level learning outcomes are specified, provide:

- A list or brief description of the program level sustainability learning outcomes
- Do course level sustainability learning outcomes contribute to the figure reported above (i.e. in the absence of program, division, or institution level learning outcomes)?

If yes, provide:

- A list or brief description of the course level sustainability learning outcomes and the programs for which the courses are required

Optional

- The website URL where information about the programs or initiatives is available
- Additional documentation to support the submission (upload)

- Data source(s) and notes about the submission
- Contact information for a responsible party (a staff member, faculty member, or administrator who can respond to questions regarding the data once it is submitted and available to the public)

F. Measurement

Timeframe

Report the most recent data available within the three years prior to the anticipated date of submission. Institutions may choose to report data from one, two, or three academic years, as long as both the total number of graduates and the number of graduates from programs that have sustainability learning outcomes are measured during the same time period.

Sampling and Data Standards

Not applicable

G. Standards and Terms

Sustainability learning outcomes

Consistent with the United Nations Educational, Scientific and Cultural Organization ([UNESCO](#)), student learning outcomes are defined as:

Statements of what a learner is expected to know, understand, and be able to demonstrate after completion of a process of learning as well as the specific intellectual and practical skills gained and demonstrated by the successful completion of a unit, course, or programme. Learning outcomes, together with assessment criteria, specify the minimum requirements for the award of credit, while grading is based on attainment above or below the minimum requirements for the award of credit. Learning outcomes are distinct from the aims of learning in that they are concerned with the achievements of the learner rather than with the overall intentions of the teacher.

Sustainability learning outcomes are statements that outline the specific sustainability knowledge and skills that a student is expected to have gained and demonstrated by the successful completion of a unit, course, or program. Learning outcomes do not necessarily have to use the term “sustainability” to count as long as they collectively address sustainability as an integrated concept having social, economic, and environmental dimensions. For example, an institution may have adopted a set of sustainability learning outcomes for its general education program that cover systems thinking, interdisciplinary capacities, social responsibility, and an understanding of the carrying capacity of ecosystems. Each outcome does not have to include the term “sustainability” for the set to be considered sustainability learning outcomes. Likewise, however, none of those outcomes would be considered a sustainability learning outcome on its own.

Scoring Example: Learning Outcomes

Example University graduated 1,000 students in the past academic year. Of those students, 250 graduate from programs that have adopted a sustainability learning outcome or multiple sustainability outcomes.

Factor	Multiply	Number of students that graduate from programs that have adopted at least one sustainability learning outcome	Divide	Total number of graduates	Equals	Points earned
8	×	<u>250</u>	÷	<u>1,000</u>	=	2.0

AC 3: Undergraduate Program

3 points available

A. Credit Rationale

This credit recognizes institutions that have formal, undergraduate-level degree programs focused on sustainability. Developing such programs signals an institution's commitment to sustainability. Such programs also provide a path for students to study sustainability topics in depth, which better prepares them to address sustainability challenges. Formal academic programs also provide a home for sustainability scholars within the institution.

B. Criteria

Institution offers at least one:

- [Sustainability-focused program](#) (major, degree program, or equivalent) for [undergraduate students](#)

And/or

- Undergraduate-level sustainability-focused minor or concentration (e.g. a concentration on sustainable business within a business major).

To count, programs must concentrate on sustainability as an integrated concept, including its social, economic, and environmental dimensions.

Extension certificates and other certificates that are not part of academic degree programs do not count for this credit; they are covered in the *Continuing Education* credit in Public Engagement.

C. Applicability

This credit applies to all institutions that have undergraduate majors, academic programs, or the equivalent.

D. Scoring

Institutions earn the maximum of 3 points available for this credit for having at least one sustainability-focused degree program or the equivalent for undergraduate students. Partial points are available. An institution with no sustainability-focused degree program that has at least one sustainability-focused minor, concentration or certificate earns 1.5 points (half of the points available for this credit).

E. Reporting Fields

Required

- Does the institution offer at least one sustainability-focused major, degree program, or the equivalent for undergraduate students (i.e. an interdisciplinary academic program that concentrates on sustainability as an integrated concept, including its social, economic, and environmental dimensions)?

If yes, provide:

- Name of the sustainability-focused undergraduate degree program
- A brief description of the undergraduate degree program

- The website URL for the undergraduate degree program
- Does the institution offer one or more sustainability-focused minors, concentrations or certificates for undergraduate students?

If yes, provide:

- Name of the sustainability-focused undergraduate minor, concentration or certificate
- A brief description of the undergraduate minor, concentration or certificate
- The website URL for the undergraduate minor, concentration or certificate

Optional

- For up to two additional sustainability-focused undergraduate degree programs, provide:
 - Name of the sustainability-focused undergraduate degree program
 - A brief description of the undergraduate degree program
 - The website URL for the undergraduate degree program
- The name and website URLs of all other sustainability-focused, undergraduate degree programs
- For up to two additional sustainability-focused undergraduate minors, concentrations or certificates, provide:
 - Name of the sustainability-focused undergraduate minor, concentration or certificate
 - A brief description of the undergraduate minor, concentration or certificate
 - The website URL for the undergraduate minor, concentration or certificate
- The name and website URLs of all other sustainability-focused undergraduate minors, concentrations and certificates
- Additional documentation to support the submission (upload)
- Data source(s) and notes about the submission
- Contact information for a responsible party (a staff member, faculty member, or administrator who can respond to questions regarding the data once it is submitted and available to the public)

F. Measurement

Timeframe

Report on current program status and offerings at the time of submission. Planned degree programs or degree programs that have been canceled are not eligible for this credit.

Sampling and Data Standards

Not applicable

G. Standards and Terms

Sustainability-focused program

Sustainability-focused programs are interdisciplinary academic programs that concentrate on sustainability as an integrated concept, including its social, economic, and environmental dimensions. The courses required for the successful completion of the program educate students about how different dimensions of sustainability

relate to and support each other in theory and practice. The sustainability focus of such a program should be explicit in the program title or description.

Undergraduate students

Undergraduate students are students enrolled in courses of study leading up to the level of a baccalaureate, i.e. 4- or 5-year bachelor's degree programs, associate's degree programs, or vocational or technical programs below the baccalaureate.

AC 4: Graduate Program

3 points available

A. Credit Rationale

This credit recognizes institutions that have formal, graduate academic degree programs focused on sustainability. Developing such programs signals an institution's commitment to sustainability. Formal academic programs focused on sustainability provide a path for students to study sustainability topics in depth, thus better preparing them to address sustainability challenges. Formal academic programs also provide a home for sustainability scholars within the institution.

B. Criteria

Institution offers at least one:

- [Sustainability-focused program](#) (major, degree program, or equivalent) for [graduate students](#)

And/or

- Graduate-level sustainability-focused minor, concentration or certificate (e.g. a concentration on sustainable business within an MBA program).

To count, programs must concentrate on sustainability as an integrated concept, including its social, economic, and environmental dimensions.

Extension certificates and other certificates that are not part of academic degree programs do not count for this credit; they are covered in the *Continuing Education* credit in Public Engagement.

C. Applicability

This credit applies to all institutions that offer at least 25 distinct graduate programs. Institutions that offer fewer than 25 distinct graduate programs have a choice of either pursuing or omitting this credit.

D. Scoring

Institutions earn the maximum of 3 points available for this credit for having at least one sustainability-focused degree program or the equivalent for graduate students. Partial points are available. An institution with no sustainability-focused degree program for graduate students that has at least one graduate-level sustainability-focused minor, concentration or certificate earns 1.5 points (half of the points available for this credit).

E. Reporting Fields

Required

- Does the institution offer at least one sustainability-focused major, degree program, or the equivalent for graduate students (i.e. an interdisciplinary academic program that concentrates on sustainability as an integrated concept, including its social, economic, and environmental dimensions)?

If yes, provide:

- Name of the sustainability-focused graduate-level degree program
- A brief description of the graduate-level degree program

- The website URL for the graduate-level degree program
- Does the institution offer one or more graduate-level sustainability-focused minors, concentrations or certificates?

If yes, provide:

- Name of the graduate-level sustainability-focused minor, concentration or certificate
- A brief description of the graduate-level minor, concentration or certificate
- The website URL for the graduate-level minor, concentration or certificate

Optional

- For up to two additional sustainability-focused graduate-level degree programs, provide:
 - Name of the sustainability-focused graduate-level degree program
 - A brief description of the graduate-level degree program
 - The website URL for the graduate-level degree program
- The name and website URLs of all other sustainability-focused graduate-level degree programs
- For up to two additional graduate-level sustainability-focused minors, concentrations or certificates, provide:
 - Name of the graduate-level sustainability-focused minor, concentration or certificate
 - A brief description of the graduate-level minor, concentration or certificate
 - The website URL for the graduate-level minor, concentration or certificate
- The name and website URLs of all other graduate-level sustainability-focused minors, concentrations and certificates
- Additional documentation to support the submission (upload)
- Data source(s) and notes about the submission
- Contact information for a responsible party (a staff member, faculty member, or administrator who can respond to questions regarding the data once it is submitted and available to the public)

F. Measurement

Timeframe

Report on current program status and offerings at the time of submission. Planned degree programs or degree programs that have been canceled do not count for this credit.

Sampling and Data Standards

Not applicable

G. Standards and Terms

Graduate students

Graduate students are students enrolled in the spectrum of education beyond the level of a baccalaureate, i.e. students who hold bachelor's degrees or above and are taking courses at the post-baccalaureate level.

Sustainability-focused program

Sustainability-focused programs are interdisciplinary academic programs that concentrate on sustainability as an integrated concept, including its social, economic, and environmental dimensions. The courses required for the successful completion of the program educate students about how different dimensions of sustainability relate to and support each other in theory and practice. The sustainability focus of such a program should be explicit in the program title or description.

AC 5: Immersive Experience

2 points available

A. Credit Rationale

This credit recognizes institutions that offer sustainability-focused immersive experience programs. Sustained immersive experiences such as community-based internships and “study abroad” programs give students the opportunity to witness and learn in-depth about sustainability challenges and solutions. These programs provide a memorable way for students to deepen and expand their knowledge of sustainability.

B. Criteria

Institution offers at least one immersive, sustainability-focused educational study program. The program is one week or more in length and may take place off-campus, overseas, or on-campus.

For this credit, the program must meet one or both of the following criteria:

- It concentrates on sustainability, including its social, economic, and environmental dimensions;
And/or
- It examines an issue or topic using sustainability as a lens.

For-credit programs, non-credit programs and programs offered in partnership with outside entities may count for this credit. Programs offered exclusively by outside entities do not count for this credit. See Credit Example, below, for further guidance.

C. Applicability

This credit applies to all institutions that offer [immersive educational programs](#).

D. Scoring

Institutions earn 2 points for meeting the criteria outlined above. Partial points are not available for this credit.

E. Reporting Fields

Required

- Does the institution offer at least one immersive, sustainability-focused educational study program that is one week or more in length?

If yes, provide:

- A brief description of the sustainability-focused immersive program(s) offered by the institution, including how each program addresses the social, economic, and environmental dimensions of sustainability

Optional

- The website URL where information about the programs or initiatives is available
- Additional documentation to support the submission (upload)
- Data source(s) and notes about the submission

- Contact information for a responsible party (a staff member, faculty member, or administrator who can respond to questions regarding the data once it is submitted and available to the public)

F. Measurement

Timeframe

Programs offered during the three years prior to the anticipated date of submission are eligible for this credit.

Sampling and Data Standards

Not applicable

G. Standards and Terms

Immersive educational programs

Consistent with [Ball State University](#), immersive educational programs are learning experiences that are:

...designed to bridge content knowledge, skill of application, societal need, and life-long learning. The citizen of the 21st century needs qualities and competencies not easily developed in a traditional teacher-centered classroom: the ability to work in multidisciplinary teams; an appreciation for an array of cultures; an understanding of diverse and changing societies.

Immersive learning experiences require students to manifest their learning in a tangible outcome that lives on and has utility beyond the duration of the experience itself. Through such transformative experiences students should better understand societal issues in global, local, economic, or environmental contexts.

Immersive learning experiences may exhibit most or all of the following characteristics:

- Engage participants in an active learning process that is student-driven, but guided by a faculty mentor.
- Produce a tangible outcome or product, such as a business plan, policy recommendation, publication, or work of art.
- Involve a team of students, often working on a project that is interdisciplinary in nature.
- Include a community partner(s) and create an impact on the larger community as well as on the student participants.
- Focus on student learning outcomes.
- Help students define a career path or make connections to a profession or industry.

Credit Example: Immersive Experience

Example 1: Eco-village semester

Example Community College offers a semester abroad at one of eight affiliated overseas and domestic eco-villages. These eco-villages are sustainability-themed communities where students engage in sustainability skills and issues relevant to that culture and region. The semester experience includes academic content taught by resident faculty at each eco-village as well as practitioners of sustainable practices. In addition, the semester stresses immersion in the culture of sustainability by interacting and working with the people that live there as well as in surrounding areas to develop solutions to environmental, social and economic problems.

Example 2: Local service semester

Example University offers formal semester-long, full-time internships with three local non-profit organizations that serve to advance sustainability. Each organization has a designated faculty liaison that also serves as a mentor for students involved with a particular sustainability organization. As part of the internships, students must complete a substantial academic writing project. These reflections focus on sustainability learning and are presented to all students that completed academic internships that semester.

AC 6: Sustainability Literacy Assessment

4 points available

A. Credit Rationale

This credit recognizes institutions that are assessing the sustainability literacy of their students. Such an assessment helps institutions evaluate the success of their sustainability education initiatives and develop insight into how these initiatives could be improved.

B. Criteria

Institution conducts an assessment of the [sustainability literacy](#) of its students. The sustainability literacy assessment focuses on knowledge of sustainability topics and challenges.

Assessments that exclusively address sustainability culture (i.e. values, behaviors, beliefs, and awareness of campus sustainability initiatives) or student engagement in sustainability-related programs and activities are excluded. Cultural assessments are recognized in the *Assessing Sustainability Culture* credit in Campus Engagement.

Participation by U.S. and Canadian institutions in the National Survey of Student Engagement (NSSE) Sustainability Education Consortium does not count for this credit, but may be reported as an Exemplary Practice in Innovation & Leadership.

An institution may use a single instrument that addresses sustainability literacy, culture, and/or engagement to meet the criteria for this credit if at least a third of the assessment focuses on student knowledge of sustainability topics and challenges.

C. Applicability

This credit applies to all institutions.

D. Scoring

Institutions earn the maximum of 4 points available for this credit by administering a [pre- and post-assessment](#) to the entire student body or, at minimum, to the institution's predominant student body (e.g. all undergraduate students), directly or by representative sample. Partial points are available based on the population assessed and whether or not a pre- and post-assessment is conducted as follows:

Attributes of the sustainability literacy assessment (points awarded)	Points earned
An assessment of sustainability literacy is: <ul style="list-style-type: none"> • Administered to the entire student body or, at minimum, to the institution's predominant student body (e.g. all undergraduate students), directly or by representative sample. (2 points) Or • Administered to a subset of students (e.g. students enrolled in a sustainability program) or a sample of students that may not be representative of the institution's predominant student body (e.g. graduate and not undergraduate students). (1 point) 	_____
<ul style="list-style-type: none"> • Administered as a pre- and post-assessment to the same cohort of students or to representative samples in both the pre-test and post-test. 	× 2
Total points earned →	Up to 4

E. Reporting Fields

Required

- Does the institution conduct an assessment of the sustainability literacy of its students (i.e. an assessment focused on student knowledge of sustainability topics and challenges)?

If yes, provide:

- Which of the following best describes the literacy assessment? The assessment is administered to:
 - The entire student body or, at minimum, to the institution's predominant student body (e.g. all undergraduate students), directly or by representative sample.
 - A subset of students (e.g. students enrolled in a sustainability program) or a sample of students that may not be representative of the institution's predominant student body (e.g. graduate and not undergraduate students).
- Which of the following best describes the structure of the assessment? The assessment is administered as a:
 - Pre- and post-assessment to the same cohort of students or to representative samples in both a pre-test and post-test.
 - Standalone evaluation without a follow-up assessment of the same cohort or representative samples (e.g. a summative or outcome assessment without a pre-test).
- A copy or sample of the questions included in the sustainability literacy assessment(s) or the website URL where the assessment tool may be found (text or upload)

- A brief description of how the literacy assessment was developed and/or when it was adopted
- A brief description of how a representative sample was reached (if applicable) and how the assessment(s) were administered
- A brief summary of results from the literacy assessment(s), including a description of any measurable changes over time

Optional

- The website URL where information about the programs or initiatives is available
- Additional documentation to support the submission (upload)
- Data source(s) and notes about the submission
- Contact information for a responsible party (a staff member, faculty member, or administrator who can respond to questions regarding the data once it is submitted and available to the public)

F. Measurement

Timeframe

Report the most recent data available. Sustainability literacy assessments administered within the three years prior to the anticipated date of submission are eligible for this credit. A structured pre- and post-assessment for which the pre-assessment has been conducted and the post-assessment has been scheduled may count.

Sampling and Data Standards

Institutions may choose to measure sustainability literacy by administering a survey to a [representative sample](#) of the student population being assessed or by surveying the entire student population being assessed (e.g. by making the assessment mandatory).

In conducting an assessment with a representative sample (e.g. of an entire class or cohort of students), care should be taken so that participation in the assessment is not skewed toward individuals with an interest in sustainability, e.g. by employing appropriate sampling techniques or making the assessment mandatory. Recruiting students during a sustainability event or limiting the assessment to students enrolled in a sustainability course or program, for example, would not result in a representative sample.

Institutions may report on a single assessment or on multiple assessments that target different groups (e.g. students taking specific courses).

G. Standards and Terms

Pre- and Post-Assessment

Consistent with the UCLA Office of Instructional Development, pre- and post-assessment is defined as follows:

Pre- and post-assessments measure student learning by comparing results from tests conducted at the start and end of the course [or program]. This type of assessment identifies progress and/or mastery of desired learning goals among students with diverse educational backgrounds, and assesses the “value-added” by the course [or program].

A valid pre- and post-assessment must be administered to the same cohort of students or representative samples of the student population being assessed in both the pre-test and post-test.

Representative sample

A representative sample is a subset of a statistical population that accurately reflects the members of the entire population. A representative sample should be an unbiased indication of what the entire population is like. For example, in a student population of 1000 students in which 25 percent of the students are enrolled in a business school, 50 percent are enrolled in humanities programs, and 25 percent are enrolled in science programs, a representative sample might include 200 students: 50 business students, 100 humanities students, and 50 science students. Likewise, a representative sample of purchases should accurately reflect the institution’s total purchases, accounting for seasonal and other variations in product availability and purchasing.

Sustainability literacy

Consistent with the [Sustainability Literacy Test](#), sustainability literacy is defined as “knowledge about our shared sustainability challenges as well as ways to create solutions to these challenges”.

Sustainability literacy assessments are designed to assess student understanding of the interconnectedness of social, economic and environmental issues and challenges, and not just knowledge about the environment or environmental problems.

Literacy assessments are predominantly composed of items with “correct” and “incorrect” responses in contrast to assessments of sustainability culture (i.e. values, behaviors, beliefs and awareness) that are predominantly composed of items with no single “correct” response.

AC 7: Incentives for Developing Courses

2 points available

A. Credit Rationale

This credit recognizes institutions that offer incentives to help faculty expand sustainability course offerings. Providing release time, funding for professional development, trainings, and other incentives can help faculty broaden and deepen sustainability curriculum. Faculty members often need these incentives to determine how best to include sustainability in their courses. Providing such incentives lends institutional support to increased sustainability course offerings.

B. Criteria

Institution has an ongoing program or programs that offer incentives for faculty in multiple disciplines or departments to develop new sustainability courses and/or incorporate sustainability into existing courses or departments. The program specifically aims to increase student learning of sustainability.

Incentives may include release time, funding for professional development, and trainings offered by the institution.

Incentives for expanding sustainability offerings in academic, non-credit, and/or continuing education courses count for this credit.

C. Applicability

This credit applies to all institutions.

D. Scoring

Institutions earn 2 points for meeting the criteria outlined above. Partial points are not available for this credit.

E. Reporting Fields

Required

- Does the institution have an ongoing program or programs that offer incentives for faculty in multiple disciplines or departments to develop new sustainability courses and/or incorporate sustainability into existing courses? (The program must specifically aim to increase student learning of sustainability to count.)

If yes, provide:

- A brief description of the program(s), including positive outcomes during the previous three years (e.g. descriptions of new courses or course content resulting from the program)
- A brief description of the incentives that faculty members who participate in the program(s) receive

Optional

- The website URL where information about the programs or initiatives is available
- Additional documentation to support the submission (upload)

- Data source(s) and notes about the submission
- Contact information for a responsible party (a staff member, faculty member, or administrator who can respond to questions regarding the data once it is submitted and available to the public)

F. Measurement

Timeframe

Programs or incentives that were offered within the three years prior to the anticipated date of submission are eligible for this credit.

Sampling and Data Standards

Not applicable

G. Standards and Terms

Not applicable

AC 8: Campus as a Living Laboratory

4 points available

A. Credit Rationale

This credit recognizes institutions that utilize their infrastructure and operations as living environments for multidisciplinary learning and applied research that advances sustainability on campus. Students that actively participate in making their campuses more sustainable are well prepared to continue that work in their careers and communities after graduation.

B. Criteria

Institution is utilizing its infrastructure and operations for multidisciplinary student learning and applied research that contributes to understanding campus sustainability challenges or advancing sustainability on campus in at least one of the following areas:

- Air & Climate
- Buildings
- Energy
- Food & Dining
- Grounds
- Purchasing
- Transportation
- Waste
- Water
- Coordination & Planning
- Diversity & Affordability
- Investment
- Public Engagement
- Wellbeing & Work
- Other (e.g. arts and culture or technology)

This credit includes substantive work by students and/or faculty (e.g. class projects, thesis projects, term papers, published papers) that involves active and experiential learning (see *Credit Example*, below). On-campus internships and non-credit work that take place under supervision of faculty members, sustainability staff, or sustainability committees may count as long as the work has a formal learning component (i.e. there are opportunities to document and assess what students are learning).

This credit does not include immersive education programs, co-curricular activities, or community service, which are covered by the *Immersive Experience* credit, credits in Campus Engagement, and the *Community Service* credit in Public Engagement, respectively.

Projects that utilize the local community as a living laboratory to advance sustainability may be included under “Public Engagement”. A single, multidisciplinary living lab project may simultaneously address up to three of the areas listed above.

C. Applicability

This credit applies to all institutions where students attend the physical campus.

D. Scoring

Institutions earn 0.4 points for each area covered, regardless of how many projects there are in each area. Institutions with projects that cover 10 or more areas earn the maximum of 4 points available for this credit.

E. Reporting Fields

Required

- Is the institution utilizing its campus as a [living laboratory](#) for multidisciplinary student learning and applied research in relation in the following areas?
 - Air & Climate
 - Buildings
 - Energy
 - Food & Dining
 - Grounds
 - Purchasing
 - Transportation
 - Waste
 - Water
 - Coordination & Planning
 - Diversity & Affordability
 - Investment
 - Public Engagement
 - Wellbeing & Work
 - Other areas not covered by the above (e.g. arts and culture or technology)

For each area in which the institution has living lab projects, provide:

- A brief description of the student/faculty projects and how they contribute to understanding campus sustainability challenges or advancing sustainability on campus in relation to the topic

Optional

- The website URL where information about the programs or initiatives is available
- Additional documentation to support the submission (upload)
- Data source(s) and notes about the submission
- Contact information for a responsible party (a staff member, faculty member, or administrator who can respond to questions regarding the data once it is submitted and available to the public)

F. Measurement

Timeframe

Projects and initiatives currently in progress or conducted within the three years prior to the anticipated date of submission are eligible for this credit.

Sampling and Data Standards

Not applicable

G. Standards and Terms

Living laboratory

Consistent with the American Association of Community Colleges (AACC) [SEED Center](#), living laboratories are defined as campuses that “merge academics and... facilities management to provide students with real-world skills and, for the institution, a path to meet its sustainability goals”.

Credit Example: Campus as a Living Laboratory

Example University utilizes its infrastructure and operations for multidisciplinary student learning and applied research that advances sustainability on campus in the following ways:

- A student completed a capstone project evaluating local carbon offset opportunities for the university. (Air & Climate)
- Students living in LEED-certified housing used and developed “smart home” technologies as part of an independent study course. (Buildings)
- A student spent the summer interning with Physical Plant Continuous Commissioning Engineers surveying buildings, providing research on occupancy sensors, coordinating with lighting projects and developing installations packages that resulted in measurable energy savings. (Energy)
- A group of students conducted a semester-long project to analyze the application of clean and renewable energy on campus. (Energy)
- As a class project, students developed a business plan for a student-governed food cooperative. (Food & Dining)
- Students participated in a year-long study to catalog insect species found on campus. The results were used to inform the university’s integrated pest management program. (Grounds)
- A class completed a Life Cycle Assessment on university vendor practices. (Purchasing)
- A student developed and helped implement a proposal to install bicycle repair stations on campus as the capstone project of an independent study course. (Transportation)
- Students participated in the U.S. EPA Food Recovery Challenge and achieved measurable reductions in campus food waste. (Waste)
- Environmental Studies students constructed a water budget for the campus based on rainfall, evapo-transpiration rate, groundwater availability and other factors. The budget is used to inform campus water conservation strategies and goals. (Water)
- A class conducted a qualitative survey of local community members affected by a proposed campus expansion and presented the results to administrators. (Public Engagement)
- A planning student completed a thesis outlining a smart growth model for the campus. (Coordination & Planning)
- Sociology students conducted a survey of gender neutral facilities on campus and delivered recommendations to administrators. (Diversity &Affordability)
- An MD candidate studied health risks associated with pesticide use on campus. (Wellbeing & Work)
- Students in an economics course worked with faculty members to complete a wage study comparing the compensation of university employees with the local cost of living. (Wellbeing & Work)
- Students published a paper detailing the university’s investments in companies that practice and support hydraulic fracking. (Investment)
- An art student’s thesis project examined the role of the creative and performing arts in communicating sustainability and culminated in a campus project to inspire behavior change. (Other - arts and culture)

Research

This subcategory seeks to recognize institutions that are conducting research on sustainability topics. Conducting research is a major function of many colleges and universities. By researching sustainability issues and refining theories and concepts, higher education institutions can continue to help the world understand sustainability challenges and develop new technologies, strategies, and approaches to address those challenges.

Credits		Points available: 18
AC 9	Research and Scholarship*	12
AC 10	Support for Research*	4
AC 11	Open Access to Research*	2

* credit does not apply to all institutions

Share your story

The My Submission section of the online Reporting Tool includes an optional reporting field for the institution to provide an overview of notable activities and accomplishments in this subcategory. This information is featured in the institution’s public report.

- A brief summary of the institution’s notable activities and accomplishments relevant to this subcategory

AC 9: Research and Scholarship

12 points available

A. Credit Rationale

This credit recognizes institutions where faculty and staff are conducting research and other forms of scholarship on sustainability topics. Conducting an inventory of an institution's sustainability research can serve as a valuable first step in identifying strengths and areas for development. Likewise, since sustainability requires collaboration that transcends traditional disciplines, conducting an inventory can help connect individuals, laboratories, research centers, and other campus community members with a shared interest in sustainability. The percentage of research faculty and staff and departments that are engaged in sustainability research are measures of the spread of sustainability research.

B. Criteria

Part 1

Institution's faculty and/or staff conduct [sustainability research](#) and the institution makes an inventory of its sustainability research publicly available.

Part 2

Institution's [academic departments](#) (or the equivalent) include faculty and staff who conduct sustainability research.

Any level of sustainability research is sufficient to be included for this credit. In other words, a researcher who conducts both sustainability research and other research may be included.

In order to report for this credit, the institution should conduct an inventory to identify its sustainability research activities and initiatives. The research inventory should be based on the definition of "[sustainability research](#)" outlined in *G. Standards and Terms* and include, at minimum, all research centers, laboratories, departments, and faculty members whose research focuses on or is related to sustainability.

C. Applicability

This credit applies to all institutions where research is considered in faculty and/or staff promotion or tenure decisions. Institutions that do not consider research in promotion or tenure decisions as a matter of policy or standard practice may choose to either omit or include the Research subcategory. Pursuing one or more Research credits and omitting other credits in the subcategory as "not applicable" is not allowed.

D. Scoring

Each part is scored independently.

Part 1

Institutions earn the maximum of 6 points available for Part 1 of this credit when 15 percent or more of faculty and staff that are engaged in research are engaged in sustainability research. Incremental points are awarded based on the percentage of researchers that are engaged in sustainability research. For example, if 7.5 percent of faculty and staff that are engaged in research are engaged in sustainability research, an institution would earn 3 points (half of the points available for Part 1).

Points for Part 1 of this credit are calculated automatically in the STARS Reporting Tool as follows:

Factor	Multiply	Faculty and staff engaged in sustainability research	Divide	Total faculty and staff engaged in research	Equals	Points earned
40	×	_____	÷	_____	=	Up to 6

Part 2

Institutions earn the maximum of 6 points available for Part 2 of this credit when 75 percent or more of departments that conduct research are engaged in sustainability research. Incremental points are available based on the percentage of departments that conduct sustainability research. For example, if 25 percent of departments that conduct research are engaged in sustainability research, an institution would earn 2 points ($\frac{1}{3}$ of the points available for Part 2).

Points for Part 2 of this credit are calculated automatically in the STARS Reporting Tool as follows:

Factor	Multiply	Departments that conduct sustainability research	Divide	Total number of departments that conduct research	Equals	Points earned
8	×	_____	÷	_____	=	Up to 6

E. Reporting Fields

Required

- Total number of the institution's faculty and/or staff that are engaged in research (headcount)
- Number of the institution's faculty and/or staff that are engaged in sustainability research (headcount)
- Total number of academic departments (or the equivalent) that include at least one faculty or staff member that conducts research
- Number of academic departments (or the equivalent) that include at least one faculty or staff member that conducts sustainability research
- A copy of the institution's inventory of its sustainability research that includes names and department affiliations of faculty and staff engaged in sustainability research (text or upload)
- A brief description of the methodology the institution followed to complete the research inventory (including the types of faculty and staff included as researchers)

Optional

- The website URL where information about the programs or initiatives is available
- Additional documentation to support the submission (upload)
- Data source(s) and notes about the submission

- Contact information for a responsible party (a staff member, faculty member, or administrator who can respond to questions regarding the data once it is submitted and available to the public)

F. Measurement

Timeframe

Report the most recent data available from within the three years prior to the anticipated date of submission.

Institutions may choose to report research activities from one, two, or three academic years, as long as both the total number of research faculty and staff and the number of faculty and staff engaged in sustainability research are measured during the same time.

Sampling and Data Standards

Each institution is free to choose a methodology to identify sustainability research that is most appropriate given its unique circumstances. For example, an institution may distribute a survey to all faculty members and ask them to self-identify as being engaged in sustainability research or ask the chairperson of each department to identify the sustainability research activities within his or her department.

The “total number of the institution’s faculty and/or staff that are engaged in research” must include, at minimum, all faculty members for whom research is considered in promotion and/or tenure decisions. Institutions may report on faculty only, or choose to include staff researchers and/or graduate student employees that conduct research, as long as they are reported in both the count of faculty and staff that are engaged in research and the count of faculty and staff that are engaged in sustainability research. Likewise, institutions may report on faculty and staff regardless of status (e.g. full-time, part-time, adjunct, graduate student), as long as they are counted consistently.

An institution that has developed a more refined approach to conducting the research inventory that is appropriate given its particular context may use that approach as long as it is consistent with the definitions and guidance provided in this Technical Manual. For example, a large research institution may limit the inventory to funded research.

Institutions that do not have academic departments should report fields of study, programs, subject areas or the equivalent.

G. Standards and Terms

Academic departments

An academic department is an administrative division of a college, university, or school faculty that is devoted to a particular academic discipline (e.g. Economics, Environmental Science, Sociology) or a closely related set of disciplines (e.g. Asian Studies or Physics & Astronomy). Departments may exist under other nomenclature and with coarser or finer divisions, depending upon each institution’s context. Fields of study, programs, subject areas or the equivalent may be considered to be “departments” in the absence of traditional administrative divisions.

Sustainability research

Sustainability research is research that leads toward solutions that simultaneously support social wellbeing, economic prosperity, and ecological health. It includes research and scholarship that:

- Explicitly addresses sustainability and/or furthers our understanding of the interconnectedness of social, economic and environmental issues;
- Contributes directly toward solving one or more major sustainability challenge (e.g. contributes toward achieving principles outlined in the [Earth Charter](#)); and/or
- Engages community members with the aim of combining knowledge and action to achieve positive social, economic and environmental outcomes (e.g. participatory and community-based research and engaged scholarship).

AC 10: Support for Research

4 points available

A. Credit Rationale

This credit recognizes institutions that have programs in place to encourage students and faculty members to research sustainability. Providing support and incentives demonstrates that sustainability is an institutional priority and can help deepen students' understanding of sustainability issues and attract new researchers to the field. In addition, it helps faculty members explore new areas and encourages broader research on the topic. Addressing sustainability challenges requires solutions and understandings that often cover multiple academic disciplines. Giving interdisciplinary research equal weight as research from a single academic discipline provides an important foundation that allows faculty to pursue sustainability related research.

B. Criteria

Institution encourages and/or supports [sustainability research](#) through one or more of the following:

- An ongoing program to encourage students in multiple disciplines or academic programs to conduct research in sustainability. The program provides students with incentives to research sustainability. Such incentives may include, but are not limited to, fellowships, financial support, and mentorships. The program specifically aims to increase student sustainability research.
- An ongoing program to encourage faculty from multiple disciplines or academic programs to conduct research in sustainability topics. The program provides faculty with incentives to research sustainability. Such incentives may include, but are not limited to, fellowships, financial support, and faculty development workshops. The program specifically aims to increase faculty sustainability research.
- Written policies and procedures that give positive recognition to interdisciplinary, transdisciplinary, and multidisciplinary research during faculty promotion and/or tenure decisions.
- Ongoing library support for sustainability research and learning in the form of research guides, materials selection policies and practices, curriculum development efforts, sustainability literacy promotion, and/or e-learning objects focused on sustainability.

C. Applicability

This credit applies to all institutions where research is considered during faculty and/or staff promotion or tenure decisions. Institutions that do not consider research in promotion or tenure decisions as a matter of policy or standard practice may choose to omit or include the Research subcategory. Pursuing one or more Research credits and omitting other credits in the subcategory as “not applicable” is not allowed.

D. Scoring

Institutions earn the maximum of 4 points available for this credit by providing all of the incentives and supports listed in the criteria above. Partial points are available based on the number of incentives and/or supports provided. For example, an institution that provides 2 of the 4 incentives or supports listed would earn 2 points (half of the points available for this credit).

E. Reporting Fields

Required

- Does the institution have an ongoing program to encourage students in multiple disciplines or academic programs to conduct research in sustainability? (To count, the program must provide students with incentives to research sustainability and specifically aim to increase student sustainability research)

If yes, provide:

- A brief description of the student research program, including the incentives provided and any positive outcomes during the previous three years
- Does the institution have a program to encourage faculty from multiple disciplines or academic programs to conduct research in sustainability topics? (To count, the program must provide faculty with incentives to research sustainability and specifically aim to increase faculty sustainability research)

If yes, provide:

- A brief description of the faculty research program, including the incentives provided and any positive outcomes during the previous three years
- Has the institution published written policies and procedures that give positive recognition to interdisciplinary, transdisciplinary, and multidisciplinary research during faculty promotion and/or tenure decisions?

If yes, provide:

- A brief description of the institution's support for interdisciplinary, transdisciplinary, and multidisciplinary research, including any positive outcomes during the previous three years
- Does the institution have ongoing library support for sustainability research and learning in the form of research guides, materials selection policies and practices, curriculum development efforts, sustainability literacy promotion, and/or e-learning objects focused on sustainability?

If yes, provide:

- A brief description of the institution's library support for sustainability research, including any positive outcomes during the previous three years

Optional

- The website URL where information about the programs or initiatives is available
- Additional documentation to support the submission (upload)
- Data source(s) and notes about the submission
- Contact information for a responsible party (a staff member, faculty member, or administrator who can respond to questions regarding the data once it is submitted and available to the public)

F. Measurement

Timeframe

Active programs and policies and incentives offered within the three years prior to the anticipated date of submission are eligible for this credit.

Sampling and Data Standards

Not applicable

G. Standards and Terms

Sustainability research

Sustainability research is research that leads toward solutions that simultaneously support social wellbeing, economic prosperity, and ecological health. It includes research and scholarship that:

- Explicitly addresses sustainability and/or furthers our understanding of the interconnectedness of social, economic and environmental issues;
- Contributes directly toward solving one or more major sustainability challenge (e.g. contributes toward achieving principles outlined in the [Earth Charter](#)); and/or
- Engages community members with the aim of combining knowledge and action to achieve positive social, economic and environmental outcomes (e.g. participatory and community-based research and engaged scholarship).

AC 11: Open Access to Research

2 points available

A. Credit Rationale

This credit recognizes institutions that have policies and repository programs in place to ensure open access to new peer-reviewed research produced by their faculties. Institutions that empower faculty to distribute their scholarly writings freely help stimulate learning and innovation, and facilitate the translation of this knowledge into public benefits that advance sustainability.

B. Criteria

Institution has a published open access policy that ensures that versions of future [scholarly articles](#) by faculty and staff are deposited in a designated [open access](#) repository.

The policy may allow for publisher embargoes and/or provide a waiver option that allows faculty to opt-out of the open access license/program for individual articles. Open access policies and programs that are strictly voluntary in nature (opt-in) do not count unless there are incentives or supports for open access publishing, e.g. a fund to support faculty and staff with article processing and other open access publication charges.

Policies and programs adopted by entities of which the institution is part (e.g. government or university system) may count for this credit as long as the policies apply to and are followed by the institution.

The open access repository may be managed by the institution or the institution may participate in a consortium with a consortial and/or outsourced open access repository.

C. Applicability

This credit applies to all institutions where research is considered during faculty and/or staff promotion or tenure decisions. Institutions that do not consider research in promotion or tenure decisions as a matter of policy or standard practice may choose to omit or include the Research subcategory. Pursuing one or more Research credits and omitting other credits in the subcategory as “not applicable” is not allowed.

D. Scoring

Institutions earn the maximum of 2 points available for this credit by having an open access policy that meets the criteria above covering the entire campus. Partial points are available if some, but not all, of the institution’s research-producing divisions (e.g. schools, colleges, departments) are covered by an open access policy. For example, an institution with an open access policy covering 2 of its 6 colleges that produce research would earn 1 point (half of the points available for this credit).

E. Reporting Fields

Required

- How many of the institution’s divisions are covered by a published open access policy that ensures that versions of future scholarly articles by faculty and staff are deposited in a designated open access repository? (All, Some, or None)

If the institution has an open access policy:

- Which of the following best describes the open access policy?
 - Mandatory (or mandatory with a waiver option)
 - Voluntary (strictly opt-in)
- Does the institution provide incentives or supports for open access publishing, e.g. a publishing fund to support faculty and staff with article processing and other open access publication charges?
- A brief description of the open access policy, including the date adopted, any incentives or supports provided, and the repository(ies) used
- The institution’s open access policy (text or upload)
- The website URL where the open access repository is available

Optional

- A brief description of how the institution’s library(ies) support open access to research
- The website URL where information about the programs or initiatives is available
- Additional documentation to support the submission (upload)
- Data source(s) and notes about the submission
- Contact information for a responsible party (a staff member, faculty member, or administrator who can respond to questions regarding the data once it is submitted and available to the public)

F. Measurement

Timeframe

Current policies and programs at the time of submission are eligible for this credit.

Sampling and Data Standards

Not applicable

G. Standards and Terms

Open access

Consistent with the [Budapest Open Access Initiative](#), open access is defined as follows:

By “open access” to [peer-reviewed research literature], we mean its free availability on the public internet, permitting any users to read, download, copy, distribute, print, search, or link to the full texts of these articles, crawl them for indexing, pass them as data to software, or use them for any other lawful purpose, without financial, legal, or technical barriers other than those inseparable from gaining access to the internet itself. The only constraint on reproduction and distribution, and the only role for copyright in this domain, should be to give authors control over the integrity of their work and the right to be properly acknowledged and cited.

An index of existing open access repositories is available at opendoar.org.

Scholarly articles

Scholarly articles are peer-reviewed articles covering the fruits of research, e.g. as presented in scholarly journals and conference proceedings.

Engagement (EN)

Campus Engagement

This subcategory seeks to recognize institutions that provide their students with sustainability learning experiences outside the formal curriculum. Engaging in sustainability issues through co-curricular activities allows students to deepen and apply their understandings of sustainability principles. Institution-sponsored co-curricular sustainability offerings, often coordinated by student affairs offices, help integrate sustainability into the campus culture and set a positive tone for the institution.

In addition, this subcategory recognizes institutions that support faculty and staff engagement, training, and development programs in sustainability. Faculty and staff members' daily decisions impact an institution's sustainability performance. Equipping faculty and staff with the tools, knowledge, and motivation to adopt behavior changes that promote sustainability is an essential activity of a sustainable campus.

Credits		Points available: 21
EN 1	Student Educators Program*	4
EN 2	Student Orientation*	2
EN 3	Student Life	2
EN 4	Outreach Materials and Publications	2
EN 5	Outreach Campaign	4
EN 6	Assessing Sustainability Culture	1
EN 7	Employee Educators Program	3
EN 8	Employee Orientation	1
EN 9	Staff Professional Development	2

* credit does not apply to all institutions

Share your story

The My Submission section of the online Reporting Tool includes an optional reporting field for the institution to provide an overview of notable activities and accomplishments in this subcategory. This information is featured in the institution's public report.

- A brief summary of the institution's notable activities and accomplishments relevant to this subcategory

EN 1: Student Educators Program

4 points available

A. Credit Rationale

This credit recognizes institutions with programs that engage students to serve as educators in peer-to-peer sustainability outreach. Such initiatives, sometimes known as "Eco-Reps" programs, help disseminate sustainability concepts and a sustainability ethic throughout the campus community. In addition, serving as an educator is a valuable learning experience for students that can deepen their understanding of sustainability while developing their outreach and education skills.

B. Criteria

Institution coordinates an ongoing [peer-to-peer](#) sustainability outreach and education program for students enrolled for credit. The institution:

- Selects or appoints students to serve as peer educators and formally designates the students as educators (paid and/or volunteer);
- Provides formal training to the student educators in how to conduct peer outreach; and
- Supports the program with financial resources (e.g. by providing an annual budget) and/or administrative coordination by faculty or staff.

This credit focuses on programs for degree-seeking students enrolled in a for-credit program. Continuing education students, non-credit students, and other students who are not recognized by the institution as seeking a degree, certificate, or other formal award are excluded.

This credit recognizes ongoing student educator programs that engage students as peers on a regular basis. For example, student educators may be responsible for serving (i.e. directly targeting) a particular subset of students, such as those living in residence halls or enrolled in certain academic subdivisions. Thus, a group of students may be served by a program even if not all of these students actively participate.

Sustainability outreach campaigns, sustainability events, and student clubs or groups are not eligible for this credit unless the criteria outlined above are met. These programs are covered by the *Outreach Campaign* and *Student Life* credits.

C. Applicability

This credit applies to all institutions that have [students enrolled for credit](#).

D. Scoring

Institutions earn the maximum of 4 points available for this credit by having one or more peer-to-peer educator programs that serve (i.e. directly target) all students enrolled for credit. Incremental points are awarded based on the percentage of students served by the peer-to-peer educator program(s). For example, an institution with a program that serves 50 percent of all students would earn 2 points (half of the points available for this credit).

Points for this credit are calculated automatically in the STARS Reporting Tool as follows:

Factor	Multiply	Total number of students served by a peer-to-peer outreach and education program	Divide	Number of students enrolled for credit	Equals	Points earned
4	×	_____	÷	_____	=	Up to 4

E. Reporting Fields

Required

- Number of students enrolled for credit (headcount)
- Total number of students enrolled for credit that are served (i.e. directly targeted) by a student peer-to-peer sustainability outreach and education program (avoid double-counting)

If greater than zero, provide:

- Name of the student educators program
- Number of students served (i.e. directly targeted) by the program (headcount)
- A brief description of the program, including examples of peer-to-peer outreach activities
- A brief description of how the student educators are selected
- A brief description of the formal training that the student educators receive to prepare them to conduct peer outreach
- A brief description of the financial and/or administrative support the institution provides to the program (e.g. annual budget and/or faculty/staff coordination)

If reporting students served by additional peer-to-peer programs, for up to two additional programs, provide:

- Name of the student educators program
- Number of students served (i.e. directly targeted) by the program
- A brief description of the program, including examples of peer-to-peer outreach activities
- A brief description of how the student educators are selected
- A brief description of the formal training that the student educators receive to prepare them to conduct peer outreach
- A brief description of the financial and/or administrative support the institution provides to the program (e.g. annual budget and/or faculty/staff coordination)

If reporting students served by more than three programs, provide:

- A brief description of all other student peer-to-peer sustainability outreach and education programs, including the number of students served and how student educators are selected, trained, and supported by the institution

Optional

- ❑ Total number of hours student educators are engaged in peer-to-peer sustainability outreach and education activities annually (all programs)
- ❑ The website URL where information about the programs or initiatives is available
- ❑ Additional documentation to support the submission (upload)
- ❑ Data source(s) and notes about the submission
- ❑ Contact information for a responsible party (a staff member, faculty member, or administrator who can respond to questions regarding the data once it is submitted and available to the public)

F. Measurement

Timeframe

Report on current program status and offerings at the time of submission for ongoing programs. Use the most recent data available from within the three years prior to the anticipated date of submission to report the number of students served by each program and the total number of enrolled students.

Sampling and Data Standards

Include all students enrolled for credit (undergraduate and graduate); reporting on a sample or subset of students is not allowed.

G. Standards and Terms

Peer-to-peer education

Consistent with the My-Peer Toolkit hosted by [Curtin University](#):

A peer is an individual who is of equal standing with another and who belongs to a specific societal group, sharing distinct characteristics with this group.

There is no power imbalance within a peer relationship (e.g. as there would be in a faculty-student or manager-worker relationship).

Peer-to-peer outreach and education programs train members of specific social groups or networks (e.g. students or workers) to become “experts” in a certain topic. These individuals then become peer educators who share what they have learned with other members of the same group to catalyze change. Peer education is based on the understanding that people make changes not only based on what they know, but also on the opinions and actions of close trusted peers.

Students enrolled for credit

Consistent with U.S. [IPEDS](#), students enrolled for credit include all students enrolled in courses or programs that can be applied towards the requirements for a postsecondary degree, diploma, certificate, or other formal award, regardless of whether or not they are seeking a degree or certificate. This includes:

- Students enrolled for credit in off-campus centers
- High school students taking regular college courses for credit
- Students taking remedial courses if the student is degree-seeking for the purpose of student financial aid determination
- Students from overseas enrolled in U.S. courses for credit (e.g., online students)

- Graduate students enrolled for thesis credits, even when zero credits are awarded as these students are still enrolled and seeking their degree.

Scoring Example: Student Educators Program

Example University enrolls 5,000 students. The university has two peer-to-peer outreach programs for which the institution selects students to serve as educators, offers a formal designation or title to the student educators, provides formal training to the educators in how to conduct sustainability outreach, and dedicates staff time to coordinating the programs.

- 1) Example University's Eco-Reps Program trains volunteer representatives in residence halls. All residence halls at Example University participate in the Eco-Reps Program and house at least one Eco-Rep. This program serves 2,000 students (the residential population).
- 2) Example University's School of Law has a team of Student Sustainability Ambassadors who are paid a stipend and tasked with conducting sustainability outreach and training to fellow law students. All 500 students at the law school are served by this program.

The remainder of the university's students are not served (i.e. directly targeted) by the program.

Total number of students served by a peer-to-peer outreach program = 2,000 + 500 = 2,500

Factor	Multiply	Number of students served by a peer-to-peer outreach and education program	Divide	Total number of students enrolled for credit	Equals	Points Earned
4	×	<u>2,500</u>	÷	<u>5,000</u>	=	2

EN 2: Student Orientation

2 points available

A. Credit Rationale

This credit recognizes institutions that include sustainability in orientation activities and programming. Including sustainability in student orientation demonstrates that sustainability is an institutional goal and encourages students to adopt sustainable habits in their new school environments. Orientation sets the tone for the campus experience.

B. Criteria

Institution includes sustainability prominently in its student orientation activities and programming. Sustainability activities and programming are intended to educate about the principles and practices of sustainability. The topics covered include multiple dimensions of sustainability (i.e. social, environmental and economic).

As this credit is intended to recognize programming and student learning about sustainability, incorporating sustainability strategies into event planning (e.g. making recycling bins accessible or not serving bottled water) is not, in and of itself, sufficient for this credit. Such strategies may count if they are highlighted and are part of the educational offerings. For example, serving local food would not, in and of itself, be sufficient for this credit; however, serving local food and providing information about sustainable food systems during meals could contribute to earning this credit.

C. Applicability

This credit applies to all institutions that hold student orientation.

D. Scoring

Institutions earn the maximum of 2 points available for this credit when sustainability is included prominently in orientation activities and programming made available to all entering (i.e. new) students (including transfers). Incremental points are available based on the percentage of entering students that are provided an opportunity to participate in orientation activities and programming that prominently include sustainability. For example, an institution that offers activities and programming that meet the criteria to 50 percent of its entering students would earn 1 point (half of the points available for this credit).

Points for this credit are calculated automatically in the STARS Reporting Tool as follows:

Factor	Multiply	Percentage of entering students provided orientation activities and programming that include sustainability (0-100)	Equals	Points earned
.02	×	_____	=	Up to 2

E. Reporting Fields

Required

- Are the following students provided an opportunity to participate in orientation activities and programming that prominently include sustainability?
 - First-year students
 - Transfer students
 - Entering graduate students (if applicable)

If yes to any of the above, provide:

- Percentage of all entering (i.e. new) students (including transfers and graduate students) that are provided an opportunity to participate in orientation activities and programming that prominently include sustainability (0-100)
- A brief description of how sustainability is included prominently in new student orientation (including how multiple dimensions of sustainability are addressed)

Optional

- The website URL where information about the programs or initiatives is available
- Additional documentation to support the submission (upload)
- Data source(s) and notes about the submission
- Contact information for a responsible party (a staff member, faculty member, or administrator who can respond to questions regarding the data once it is submitted and available to the public)

F. Measurement

Timeframe

Institutions may choose to report activities from the most recent semester (or equivalent), the most recent year, or the three years prior to the anticipated date of submission.

Sampling and Data Standards

Include all entering (i.e. new) students (including transfers and graduate students).

G. Standards and Terms

Not applicable

Credit Example: Student Orientation

This credit is based on including sustainability prominently in student orientation activities. The following examples are provided to illustrate prominent inclusion of sustainability.

Example 1: Several strategies

The new student orientation at Example College included the following activities, which taken together amount to prominent inclusion of sustainability.

- Students received compact fluorescent light bulbs and tips for saving energy.
- There was a service learning fair highlighting local non-profit organizations and an optional service learning trip to restore wildlife habitat and to learn about the local ecosystem.
- All students were able to take a tour that highlighted the institution’s sustainability features.
- The institution screened a film about sustainability.
- A faculty member gave a convocation lecture about her sustainability research and how the institution has integrated sustainability across the curriculum.

Example 2: A major sustainability event

All new students at Example University participated in faculty-led, small-group discussions about sustainability.

Scoring Example: Student Orientation

Example College had 400 entering students during the past year. 350 were first-year students and 50 were transfer students. At the beginning of each semester, the college provided orientation activities and programs that prominently included sustainability for all new first-year students. The activities and programs were not made available to transfer students.

- Total number of entering (i.e. new) students = 400
- Number of students provided orientation activities and programming that prominently include sustainability = 350
- The percentage of entering students provided orientation activities and programming that include sustainability = 87.5

Factor	Multiply	Percentage of entering students provided orientation activities and programming that include sustainability (0-100)	Equals	Points earned
.02	×	87.5	=	1.75

EN 3: Student Life

2 points available

A. Credit Rationale

This credit recognizes institutions that have co-curricular programs and initiatives that contribute to students learning about sustainability outside of the formal classroom. These programs and initiatives engage students by integrating sustainability into their lives, experiential learning experiences, and campus culture.

B. Criteria

Institution has co-curricular sustainability programs and initiatives. The programs and initiatives fall into one or more of the following categories:

- Active student groups focused on sustainability
- Gardens, farms, community supported agriculture (CSA) or fishery programs, and urban agriculture projects where students are able to gain experience in organic agriculture and sustainable food systems
- Student-run enterprises that include sustainability as part of their mission statements or stated purposes (e.g. cafés through which students gain sustainable business skills)
- Sustainable investment funds, green revolving funds or sustainable microfinance initiatives through which students can develop socially, environmentally and fiscally responsible investment and financial skills
- Conferences, speaker series, symposia or similar events related to sustainability that have students as the intended audience
- Cultural arts events, installations or performances related to sustainability that have students as the intended audience
- Wilderness or outdoors programs (e.g. that organize hiking, backpacking, kayaking, or other outings for students) that follow [Leave No Trace principles](#)
- Sustainability-related themes chosen for themed semesters, years, or first-year experiences (e.g. choosing a sustainability-related book for common reading)
- Programs through which students can learn sustainable life skills (e.g. a series of sustainable living workshops, a model room in a residence hall that is open to students during regular visitation hours and demonstrates sustainable living principles, or sustainability-themed housing where residents and visitors learn about sustainability together)
- Sustainability-focused student employment opportunities offered by the institution
- Graduation pledges through which students pledge to consider social and environmental responsibility in future job and other decisions
- Other co-curricular sustainability programs and initiatives that do not fall into one of the above categories

Multiple programs and initiatives may be reported for each category and each category may include institution-governed and/or student-governed programs.

C. Applicability

This credit applies to all institutions.

D. Scoring

Institutions earn 0.25 points for each category listed above for which it has one or more programs up to a maximum of 2 points available for this credit. Partial points are available based on the number of categories for which an institution has programs.

E. Reporting Fields

Required

- Does the institution have one or more co-curricular sustainability programs or initiatives in the following categories?
 - Active student groups focused on sustainability
 - Gardens, farms, community supported agriculture (CSA) or fishery programs, and urban agriculture projects where students are able to gain experience in organic agriculture and sustainable food systems
 - Student-run enterprises that include sustainability as part of their mission statements or stated purposes (e.g. cafés through which students gain sustainable business skills)
 - Sustainable investment funds, green revolving funds or sustainable microfinance initiatives through which students can develop socially, environmentally and fiscally responsible investment and financial skills
 - Conferences, speaker series, symposia or similar events related to sustainability that have students as the intended audience
 - Cultural arts events, installations or performances related to sustainability that have students as the intended audience
 - Wilderness or outdoors programs (e.g. that organize hiking, backpacking, kayaking, or other outings for students) that follow Leave No Trace principles
 - Sustainability-related themes chosen for themed semesters, years, or first-year experiences (e.g. choosing a sustainability-related book for common reading)
 - Programs through which students can learn sustainable life skills (e.g. a series of sustainable living workshops, a model room in a residence hall that is open to students during regular visitation hours and demonstrates sustainable living principles, or sustainability-themed housing where residents and visitors learn about sustainability together)
 - Sustainability-focused student employment opportunities offered by the institution
 - Graduation pledges through which students pledge to consider social and environmental responsibility in future job and other decisions
 - Other co-curricular sustainability programs and initiatives that do not fall into one of the above categories

For each category in which the institution has a program or initiative, provide:

- Name and a brief description of the program or initiative
- The website URL where information about the program or initiative is available (optional)

Optional

- Additional documentation to support the submission (upload)
- Data source(s) and notes about the submission
- Contact information for a responsible party (a staff member, faculty member, or administrator who can respond to questions regarding the data once it is submitted and available to the public)

F. Measurement

Timeframe

Report on currently available programs and on events that occurred during the three years prior to the anticipated date of submission.

Sampling and Data Standards

Not applicable

G. Standards and Terms

Leave No Trace principles

The [Leave No Trace Center for Outdoor Ethics](#) has produced [Seven Principles](#) covering responsible enjoyment of the outdoors.

EN 4: Outreach Materials and Publications

2 points available

A. Credit Rationale

This credit recognizes institutions that produce outreach materials and publications that enhance student learning about sustainability outside of the formal classroom.

B. Criteria

Institution produces outreach materials and/or publications that foster sustainability learning and knowledge. The publications and outreach materials include at least one the following:

- A central sustainability website that consolidates information about the institution's sustainability efforts
- A sustainability newsletter
- Regular coverage of sustainability in the main student newspaper, either through a regular column or a reporter assigned to the sustainability beat
- Social media platforms (e.g. Facebook, Twitter, interactive blogs) that focus specifically on campus sustainability
- A vehicle to publish and disseminate student research on sustainability
- Building signage that highlights green building features
- Signage and/or brochures that include information about sustainable food systems
- Signage on the grounds about sustainable groundskeeping and/or landscaping strategies employed
- A sustainability walking map or tour
- A guide for commuters about how to use more sustainable methods of transportation
- Navigation and educational tools for bicyclists and pedestrians (e.g. covering routes, inter-modal connections, policies, services, and safety)
- A guide for green living and/or incorporating sustainability into the residential experience
- Other sustainability outreach materials and publications not covered above

This credit is focused on ongoing outreach efforts. Materials and publications designed to promote a specific event or time-limited campaign are excluded and covered by other credits in this subcategory.

A single outreach material or publication that serves multiple purposes may be counted more than once. For example, a sustainability website that includes tools for bicyclists and pedestrians may be counted in both categories.

C. Applicability

This credit applies to all institutions.

D. Scoring

Institutions earn 0.25 points for each type of publication and/or outreach material described above, regardless of how many of each type are produced. Institutions with eight or more types of publications or outreach materials earn the maximum of 2 points available for this credit.

E. Reporting Fields

Required

- Does institution produce the following publications and outreach materials?
 - A central sustainability website that consolidates information about the institution's sustainability efforts
 - A sustainability newsletter
 - Social media platforms (e.g. Facebook, Twitter, interactive blogs) that focus specifically on campus sustainability
 - Regular coverage of sustainability in the main student newspaper (online or print), either through a regular column or a reporter assigned to the sustainability beat
 - A vehicle to publish and disseminate student research on sustainability
 - Building signage that highlights green building features
 - Signage and/or brochures that include information about sustainable food systems
 - Signage on the grounds about sustainable groundskeeping and/or landscaping strategies employed
 - A sustainability walking map or tour
 - A guide for commuters about how to use more sustainable methods of transportation
 - Navigation and educational tools for bicyclists and pedestrians (e.g. covering routes, inter-modal connections, policies, services, and safety)
 - A guide for green living and/or incorporating sustainability into the residential experience
 - Other sustainability outreach materials and publications not covered above

For each publication or material, provide at least one of the following:

- A brief description of the publication or material
- The website URL for the publication or material

Optional

- Additional documentation to support the submission (upload)
- Data source(s) and notes about the submission
- Contact information for a responsible party (a staff member, faculty member, or administrator who can respond to questions regarding the data once it is submitted and available to the public)

F. Measurement

Timeframe

Report on currently used outreach materials and publications at the time of submission.

Sampling and Data Standards

Not applicable

G. Standards and Terms

Not applicable

EN 5: Outreach Campaign

4 points available

A. Credit Rationale

This credit recognizes institutions that hold sustainability outreach campaigns that yield measurable, positive results in advancing the institution's sustainability performance (e.g. a reduction in energy or water consumption). Campaigns engage the campus community around sustainability issues and can help raise student and employee awareness about sustainability. In addition, campaigns encourage students and employees to adopt or try sustainable practices and lifestyles.

B. Criteria

Part 1

Institution holds at least one sustainability-related outreach campaign directed at students that yields measurable, positive results in advancing sustainability. The sustainability-related outreach campaign may be conducted by the institution, a student organization, or by students in a course.

Part 2

Institution holds at least one sustainability-related outreach campaign directed at employees that yields measurable, positive results in advancing sustainability. The sustainability-related outreach campaign may be conducted by the institution or by an employee organization.

The campaign(s) reported for this credit could take the form of a competition (e.g. a residence hall conservation competition), a rating or certification program (e.g. a green dorm or green office rating program), and/or a collective challenge (e.g. a campus-wide drive to achieve a specific sustainability target). A single campus-wide campaign may meet the criteria for both parts of this credit if educating students is a prime feature of the campaign and it is directed at both students and employees.

Measurable, positive results typically involve reductions in energy, waste or water use, cost savings and/or other benefits. To measure if a campaign yields measurable, positive results, institutions should compare pre-campaign performance to performance during or after the campaign. Increased awareness or increased membership of a mailing list or group is not sufficient in the absence of other positive results.

C. Applicability

This credit applies to all institutions.

D. Scoring

Each part is scored independently.

Part 1

An institution earns the maximum of 2 points available for Part 1 of this credit for having one or more sustainability-related outreach campaigns that are directed at students and yield measurable, positive results in advancing sustainability. Partial points are not available for Part 1 of this credit.

Part 2

An institution earns the maximum of 2 points available for Part 2 of this credit for having one or more sustainability-related outreach campaigns that are directed at employees and yield measurable, positive results in advancing sustainability. Partial points are not available for Part 2 of this credit.

E. Reporting Fields

Required

- Has the institution held at least one sustainability-related outreach campaign during the previous three years that was directed at students and yielded measurable, positive results in advancing sustainability?
- Has the institution held at least one sustainability-related outreach campaign during the previous three years that was directed at employees and yielded measurable, positive results in advancing sustainability?

If yes to either of the above, provide:

- Name of the campaign
- A brief description of the campaign, including how students and/or employees were engaged
- A brief description of the measured positive impact(s) of the campaign
- The website URL where information about the campaign is available (optional)

Optional

- Name of the campaign (2nd campaign)
 - A brief description of the campaign, including how students and/or employees were engaged (2nd campaign)
 - A brief description of the measured positive impact(s) of the campaign (2nd campaign)
 - The website URL where information about the campaign is available (2nd campaign)
- A brief description of other sustainability-related outreach campaigns, including measured positive impacts
- The website URL where information about the programs or initiatives is available
- Additional documentation to support the submission (upload)
- Data source(s) and notes about the submission
- Contact information for a responsible party (a staff member, faculty member, or administrator who can respond to questions regarding the data once it is submitted and available to the public)

F. Measurement

Timeframe

Report on the most recent campaign(s) for which data is available from within the three years prior to the anticipated date of submission. Campaigns held more than three years prior to the anticipated date of submission are not eligible for this credit.

Sampling and Data Standards

Institutions may use a representative sample to measure pre-campaign baseline and post-campaign performance.

G. Standards and Terms

Not applicable

Credit Example: Outreach Campaign

To earn this credit, an institution must demonstrate that an outreach campaign led to a measurable, positive impact on its sustainability performance. In order to measure whether the campaign positively impacted the institution's sustainability performance, institutions should compare performance before the campaign to results during or after the campaign. Examples of how to measure impacts from various campaigns follow.

Example 1: An on-campus competition

Example University had a residence hall vs. residence hall energy conservation competition in which on-campus residents learned energy conservation tips and tools. To measure the impact of the campaign, the university compared residence hall electricity consumption during the month before the competition to consumption during the month of the competition. (There were no major differences in occupancy or other factors that would influence electricity consumption during either month.) Since electricity consumption decreased during the month of the competition, the institution can demonstrate that the campaign led to a measurable, positive impact on its sustainability performance.

Example 2: A campus-wide challenge

Example Community College participated in RecycleMania, a nationwide competition between colleges and universities to increase recycling. During the competition, the institution conducted outreach and held events about the benefits of recycling. Prior to the competition the institution was recycling 30 percent of its total waste. Following the competition, the institution recycled 35 percent of its waste. (There were no other major events or changes that would have influenced the recycling rate during either month.) Since the recycling rate increased following the outreach campaign, the institution can demonstrate that the campaign led to a measurable, positive impact on its sustainability performance.

Example 3: An outreach campaign

Example College conducted an outreach campaign to decrease the consumption of bottled water on campus. Before the campaign, the bookstore sold about 5,000 bottles of water per week. After the campaign, bottled water sales dropped to 3,000 bottles per week. (There were no other major factors that would have influenced bottled water sales during either month.) Since bottled water sales decreased after the outreach campaign, the institution can demonstrate that the campaign led to a measurable, positive impact on its sustainability performance.

EN 6: Assessing Sustainability Culture

1 point available

A. Credit Rationale

This credit recognizes institutions that are assessing the sustainability culture of the campus community. Such assessments help institutions evaluate the success of their sustainability outreach and education initiatives and develop insight into how these initiatives could be improved.

B. Criteria

Institution conducts an assessment of campus sustainability culture. The cultural assessment focuses on sustainability values, behaviors and beliefs, and may also address awareness of campus sustainability initiatives.

An assessment that covers a single sustainability topic (e.g. a transportation survey) does not count in the absence of a more comprehensive cultural assessment.

Assessments that exclusively address sustainability literacy (i.e. knowledge of sustainability topics and challenges) or student engagement in sustainability-related programs and activities are excluded. Literacy assessments are recognized in the *Sustainability Literacy Assessment* credit in Curriculum.

Participation by U.S. and Canadian institutions in the National Survey of Student Engagement (NSSE) Sustainability Education Consortium does not count, but may be reported as an Exemplary Practice in Innovation & Leadership.

An institution may use a single instrument that addresses sustainability literacy, culture, and/or engagement to meet the criteria for this credit if at least a third of the assessment focuses on sustainability values, behaviors and beliefs.

C. Applicability

This credit applies to all institutions.

D. Scoring

Institutions earn the maximum of 1 point available for this credit by administering a longitudinal assessment to the entire campus community, directly or by representative sample. Partial points are available based on the population assessed and whether or not the assessment is conducted longitudinally, as follows:

Attributes of the sustainability culture assessment (points awarded)	Points earned
An assessment of sustainability culture (i.e. values, behaviors and beliefs) is: <ul style="list-style-type: none"> • Administered to the entire campus community (students, staff and faculty), directly or by representative sample (0.5 points) Or • Administered to a subset of the campus community or a sample that may not be representative of the entire community. (0.25 points) 	_____
<ul style="list-style-type: none"> • Administered longitudinally to measure change over time (i.e. with one or more follow-up assessments administered to the same cohort or representative samples of the same population). 	× 2
Total points earned →	Up to 1

E. Reporting Fields

Required

- Does the institution conduct an assessment of sustainability culture (i.e. the assessment focuses on sustainability values, behaviors and beliefs, and may also address awareness of campus sustainability initiatives)?

If yes:

- Which of the following best describes the cultural assessment? The assessment is administered to:
 - The entire campus community (students, staff and faculty), directly or by representative sample (sample must be representative of students, staff and faculty).
 - A subset of the campus community or a sample that may not be representative of the entire community.
- Which of the following best describes the structure of the cultural assessment? The assessment is administered:
 - Longitudinally to measure change over time, i.e. with one or more follow-up assessments administered to the same cohort or representative samples of the same population.
 - Without a follow-up assessment of the same cohort or representative samples of the same population.
- A brief description of how and when the cultural assessment(s) were developed and/or adopted

- A copy or sample of the questions related to sustainability culture or the website URL where the assessment tool is available (text or upload)
- A brief description of how representative samples were reached (if applicable) and how the cultural assessment is administered
- A brief summary of results from the cultural assessment, including a description of any measurable changes over time

Optional

- The website URL where information about the programs or initiatives is available
- Additional documentation to support the submission (upload)
- Data source(s) and notes about the submission
- Contact information for a responsible party (a staff member, faculty member, or administrator who can respond to questions regarding the data once it is submitted and available to the public)

F. Measurement

Timeframe

Report the most recent data available from assessments administered within the three years prior to the anticipated date of submission.

Sampling and Data Standards

Institutions may choose to measure sustainability culture by administering a survey to a [representative sample](#) of the population being assessed or by surveying the entire population being assessed (e.g. by making the assessment mandatory).

In conducting an assessment with a representative sample (e.g. an entire class or cohort of students), care should be taken so that participation in the assessment is not skewed toward individuals with an interest in sustainability, e.g. by employing appropriate sampling techniques or making the assessment mandatory. Recruiting students during a sustainability event or limiting the assessment to students enrolled in a sustainability course or program, for example, would not result in a representative sample.

Institutions may report on a single assessment or on multiple assessments that target different groups (e.g. students enrolled in specific programs, or separate assessments for staff and students).

G. Standards and Terms

Representative sample

A representative sample is a subset of a statistical population that accurately reflects the members of the entire population. A representative sample should be an unbiased indication of what the entire population is like. For example, in a student population of 1000 students in which 25 percent of the students are enrolled in a business school, 50 percent are enrolled in humanities programs, and 25 percent are enrolled in science programs, a representative sample might include 200 students: 50 business students, 100 humanities students, and 50 science students. Likewise, a representative sample of purchases should accurately reflect the institution's total purchases, accounting for seasonal and other variations in product availability and purchasing.

EN 7: Employee Educators Program

3 points available

A. Credit Rationale

This credit recognizes institutions that coordinate programs in which faculty and staff members educate and mobilize their peers around sustainability initiatives and programs. Engaging faculty and staff in peer educator roles can help disseminate sustainability messages more widely and encourage broader participation in sustainability initiatives.

B. Criteria

Institution administers or oversees an ongoing staff/faculty [peer-to-peer](#) sustainability outreach and education program that meets the following criteria:

- Employee sustainability educators are formally designated and receive formal training or participate in an institution-sponsored orientation to prepare them to conduct peer outreach to other employees;
- The institution supports the program with financial resources (e.g. by providing an annual budget) and/or administrative coordination by staff or faculty; and
- The peer educators represent diverse areas of campus; the outreach and education efforts of sustainability staff or a sustainability office do not count in the absence of a broader network of peer educators.

This credit recognizes ongoing programs that engage employees as peers on a regular basis. For example, employee educators may represent or be responsible for engaging workers in certain departments or buildings. Thus, a group of employees may be served (i.e. directly targeted) by a program even if not all of these employees actively participate.

Ongoing green office certification programs and the equivalent may count for this credit if they include formally designated and trained peer employee educators (e.g. “green leaders”).

Employee orientation activities and training and/or professional development opportunities in sustainability for staff are excluded from this credit. These activities are covered in the *Employee Orientation* and *Staff Professional Development* credits.

C. Applicability

This credit applies to all institutions.

D. Scoring

Institutions earn the maximum of 3 points for this credit by having a peer-to-peer educator program that serves (i.e. directly targets) all employees (full- and part-time staff and faculty). Incremental points are awarded based on the percentage of employees served by the peer-to-peer educator program. For example, an institution with a program that serves 50 percent of all employees would earn 1.5 points (half of the points available for this credit).

Points for this credit are calculated automatically in the STARS Reporting Tool as follows:

Factor	Multiply	Number of employees served by a peer-to-peer outreach program	Divide	Total number of employees	Equals	Points earned
3	×	_____	÷	_____	=	Up to 3

E. Reporting Fields

Required

- Total number of employees (staff + faculty, headcount)
- Number of employees served (i.e. directly targeted) by a peer-to-peer sustainability outreach and education program (avoid double-counting)

If greater than zero, provide:

- Name of the employee educators program
- Number of employees served (i.e. directly targeted) by the program (headcount)
- A brief description of the program, including examples of peer-to-peer outreach activities
- A brief description of how the employee educators are selected
- A brief description of the formal training that the employee educators receive to prepare them to conduct peer outreach
- A brief description of the financial and/or administrative support the institution provides to the program (e.g. annual budget and/or paid faculty/staff coordination)

If reporting employees served by additional peer-to-peer programs, provide:

- Name of the employee peer-to-peer educators program (2nd program)
- Number of employees served (i.e. directly targeted) by the program (headcount) (2nd program)
- A brief description of the program, including examples of peer-to-peer outreach activities (2nd program)
- A brief description of how the employee educators are selected (2nd program)
- A brief description of the formal training that the employee educators receive to prepare them to conduct peer outreach (2nd program)
- A brief description of the financial and/or administrative support the institution provides to the program (e.g. annual budget and/or paid faculty/staff coordination) (2nd program)

If reporting employees served by more than two programs, provide:

- A brief description of all other employee peer-to-peer sustainability outreach and education programs, including the number of employees served and how employee educators are selected, trained, and supported by the institution

Optional

- Total number of hours employee educators are engaged in peer-to-peer sustainability outreach and education activities annually
- The website URL where information about the programs or initiatives is available
- Additional documentation to support the submission (upload)
- Data source(s) and notes about the submission
- Contact information for a responsible party (a staff member, faculty member, or administrator who can respond to questions regarding the data once it is submitted and available to the public)

F. Measurement

Timeframe

Report on current program status and offerings at the time of submission.

Sampling and Data Standards

Include all regular full- and part-time staff and faculty; reporting on a sample or subset of regular employees is not allowed.

G. Standards and Terms

Peer-to-peer education

Consistent with the [My-Peer Toolkit](#) hosted by Curtin University:

A peer is an individual who is of equal standing with another and who belongs to a specific societal group, sharing distinct characteristics with this group.

There is no power imbalance within a peer relationship (e.g. as there would be in a faculty-student or manager-worker relationship).

Peer-to-peer outreach and education programs train members of specific social groups or networks (e.g. students or workers) to become “experts” in a certain topic. These individuals then become peer educators who share what they have learned with other members of the same group to catalyze change. Peer education is based on the understanding that people make changes not only based on what they know, but also on the opinions and actions of close trusted peers.

Scoring Example: Employee Educators Program

Example College employs 500 people. The university has two peer-to-peer outreach programs for which the institution selects employees to serve as educators, offers a formal designation or title to the educators, provides formal training to the educators in how to conduct sustainability outreach, and dedicates staff time to coordinating the programs.

- 1) Example College’s Academic Department Green Teams train educators to represent their departments. All academic departments at Example University participate in the Green Teams and have at least one representative who serves on the institution-wide Green Team. This program serves 200 employees (the employees affiliated with an academic department).
- 2) Example College’s maintenance department has designated Sustainability Ambassadors who are tasked with conducting sustainability outreach and training to fellow maintenance workers. All 50 employees on the maintenance crew are served by this program.

The remainder of the college’s employees are not served (i.e. directly targeted) by the program. Total number of employees served by a peer-to-peer outreach program = 200 + 50 = 250.

Factor	<i>Multiply</i>	Number of employees served by a peer-to-peer outreach program	<i>Divide</i>	Total number of employees	<i>Equals</i>	Points earned
3	×	<u>250</u>	÷	<u>500</u>	=	1.5

EN 8: Employee Orientation

1 point available

A. Credit Rationale

This credit recognizes institutions that address sustainability issues during new employee orientation. Including sustainability in new employee orientation helps establish sustainability as an institutional priority and part of the campus culture. Providing information and tools about the institution's sustainability programs and options at the time when an employee is getting acquainted with his or her new employer and developing new work routines and habits can help encourage the adoption of environmentally and socially preferable habits, routines, and choices.

B. Criteria

Institution covers sustainability topics in new employee orientation and/or in outreach and guidance materials distributed to new employees, including faculty and staff. The topics covered include multiple dimensions of sustainability (i.e. social, environmental and economic).

C. Applicability

This credit applies to all institutions.

D. Scoring

Institutions earn the maximum of 1 point available for this credit when sustainability topics are covered in orientation and/or outreach and guidance materials that are made available to all new employees. Incremental points are available based on the percentage of new employees that are offered orientation and/or outreach and guidance materials that cover sustainability topics. For example, an institution that offers outreach materials that meet the criteria to 50 percent of its new employees would earn 0.5 points (half of the points available for this credit).

Points for this credit are calculated automatically in the STARS Reporting Tool as follows:

Factor	<i>Multiply</i>	Percentage of new employees offered orientation and/or outreach and guidance materials that cover sustainability (0-100)	<i>Equals</i>	Points earned
0.01	×	_____	=	Up to 1

E. Reporting Fields

Required

- Percentage of new employees (faculty and staff) that are offered orientation and/or outreach and guidance materials that cover sustainability topics (0-100)

If greater than zero, provide:

- A brief description of how sustainability is included in new employee orientation (including how multiple dimensions of sustainability are addressed)

Optional

- The website URL where information about the programs or initiatives is available
- Additional documentation to support the submission (upload)
- Data source(s) and notes about the submission
- Contact information for a responsible party (a staff member, faculty member, or administrator who can respond to questions regarding the data once it is submitted and available to the public)

F. Measurement

Timeframe

Institutions may choose to report activities from the most recent 1, 2 or 3 years prior to the anticipated date of submission.

Sampling and Data Standards

Not applicable

G. Standards and Terms

Not applicable

Scoring Example: Employee Orientation				
Example College employed 50 new people during the previous year (40 staff and 10 faculty). The university offers orientation activities that cover sustainability topics to all new staff members, but not to faculty.				
Factor	<i>Multiply</i>	Percentage of new employees offered orientation and/or outreach and guidance materials that cover sustainability (0-100)	<i>Equals</i>	Points earned
0.01	×	<u>80</u>	=	0.8

EN 9: Staff Professional Development

2 points available

A. Credit Rationale

This credit recognizes institutions that ensure that staff members have the opportunity to participate in training and/or other professional development opportunities in sustainability. By offering and supporting training and professional development opportunities in sustainability to all staff members, an institution helps equip its staff to implement sustainable practices and systems and to model sustainable behavior for students and the rest of the campus community.

B. Criteria

Part 1

Institution makes available training and/or other professional development opportunities in sustainability to all staff at least once per year.

Part 2

Institution's regular (full-time and part-time) staff participate in sustainability training and/or professional development opportunities that are either provided or supported by the institution.

For both Part 1 and Part 2 of this credit, the opportunities may be provided internally (e.g. by departments or by the sustainability office) or externally as long as they are specific to sustainability. The opportunities may include:

- Training to integrate sustainability knowledge and skills into the workplace.
- Lifelong learning and continuing education in sustainability.
- Sustainability accreditation and credential maintenance (e.g. LEED AP/GA).

For an external training or professional development opportunity to count, the institution must offer financial or other support (e.g. payment, reimbursement, or subsidy). New employees (who are covered by the *Employee Orientation* credit) may be excluded during the first six months of employment.

This credit applies to staff members only; it does not include faculty members. Faculty professional development in sustainability is recognized in the *Incentives for Developing Courses* credit in Curriculum. Ongoing employee peer-to-peer education programs and employee outreach campaigns that do not have a training focus should not be counted toward this credit. They are covered in the *Employee Educators Program* and *Outreach Campaign* credits, respectively.

C. Applicability

This credit applies to all institutions.

D. Scoring

Each part is scored independently.

Part 1

An institution earns 1 point by making available sustainability training and/or professional development opportunities to all staff members at least once a year. Partial points are not available for Part 1.

Part 2

An institution earns the maximum of 1 point available for Part 2 of this credit when 75 percent or more of regular (full-time and part-time) staff participate annually in sustainability training or professional development that is either provided or supported by the institution. Partial points are available based on the percentage of regular employees that participates, as follows:

Estimated percentage of regular staff that participates annually in sustainability training or professional development	Points earned
1 – 24%	0.25
25 – 49%	0.5
50 – 74%	0.75
75% or more	1

E. Reporting Fields

Required

- Does the institution make available training and/or other professional development opportunities in sustainability to all staff at least once per year?
- Does the institution wish to pursue Part 2 of this credit (the rate of employee participation in sustainability training and professional development)?

If yes, provide:

- Estimated percentage of regular staff (full-time and part-time) that participates annually in sustainability training or professional development that is either provided or supported by the institution (0, 1-24%, 25-49%, 50-74%, 75% or more)

If sustainability training or professional development opportunities for staff are made available or supported, provide at least one of the following:

- A brief description of any internal sustainability trainings and professional development opportunities that the institution makes available to staff
- A brief description of any external training and professional development opportunities in sustainability that are supported by the institution (e.g. through payment, reimbursement, or subsidy)

Optional

- Estimated percentage of regular staff (full-time and part-time) for which sustainability is included in performance reviews (0, 1-24%, 25-49%, 50-74%, 75% or more)
- A brief description of how sustainability is included in staff performance reviews
- The website URL where information about the programs or initiatives is available
- Additional documentation to support the submission (upload)

- Data source(s) and notes about the submission
- Contact information for a responsible party (a staff member, faculty member, or administrator who can respond to questions regarding the data once it is submitted and available to the public)

F. Measurement

Timeframe

Report on current program status and offerings and training and professional development activities that occurred within the three years prior to the anticipated date of submission. Institutions may choose to report training and professional development activities from one, two, or three years, as long as both the total number of staff and the number of staff participating are measured during the same period.

Sampling and Data Standards

Not applicable

G. Standards and Terms

Not applicable

Public Engagement

This subcategory seeks to recognize institutions that help catalyze sustainable communities through public engagement, community partnerships and service. Engagement in community problem-solving is fundamental to sustainability. By engaging with community members and organizations in the governmental, non-profit and for-profit sectors, institutions can help solve sustainability challenges. Community engagement can help students develop leadership skills while deepening their understandings of practical, real-world problems and the process of creating solutions. Institutions can contribute to their communities by harnessing their financial and academic resources to address community needs and by engaging community members in institutional decisions that affect them. In addition, institutions can contribute toward sustainability broadly through inter-campus collaboration, engagement with external networks and organizations, and public policy advocacy.

Credits		Points available: 20
EN 10	Community Partnerships	3
EN 11	Inter-Campus Collaboration	3
EN 12	Continuing Education*	5
EN 13	Community Service*	5
EN 14	Participation in Public Policy	2
EN 15	Trademark Licensing*	2

* credit does not apply to all institutions

Share your story

The My Submission section of the online Reporting Tool includes an optional reporting field for the institution to provide an overview of notable activities and accomplishments in this subcategory. This information is featured in the institution's public report.

- A brief summary of the institution's notable activities and accomplishments relevant to this subcategory

EN 10: Community Partnerships

3 points available

A. Credit Rationale

This credit recognizes institutions that have developed campus-community partnerships to advance sustainability. As community members and leaders, colleges and universities can be powerful catalysts, allies and partners in envisioning, planning and acting to create a sustainable future in the region and beyond.

B. Criteria

Institution has one or more [formal community partnership](#)(s) with school districts, government agencies, non-profit organizations, NGOs, businesses and/or other external entities, to work together to advance sustainability.

This credit recognizes campus-community partnerships that the institution supports (materially or financially) and that address sustainability challenges in the broader community. This may be demonstrated by having an active community partnership that meets one or more of the following criteria:

- The partnership is multi-year or ongoing, rather than a short-term project or event;
- The partnership simultaneously supports all three dimensions of sustainability, i.e. social equity and wellbeing, economic prosperity, and ecological health; and/or
- The partnership is inclusive and participatory, i.e. [underrepresented groups](#) and/or [vulnerable populations](#) are engaged as equal partners in strategic planning, decision-making, implementation and review.

A partnership is considered to be “transformative”, “collaborative”, or “supportive” based on the number of criteria that are met (see *D. Scoring*).

This credit is inclusive of partnerships with local and distant communities.

Participatory, community-based research and engaged scholarship around issues of sustainability may be included if it involves formal partnership(s). Although community service activities (e.g. academic service learning, co-curricular service learning and volunteer activities, Work-Study community service and paid community service internships) may involve partnerships and contribute toward sustainability, they are not included in this credit. Community service is covered by the *Community Service* credit.

C. Applicability

This credit applies to all institutions.

D. Scoring

Institutions earn the maximum of 3 points available for this credit for having at least one formal community partnership that is “transformative”, i.e. it meets all of the criteria outlined above. Partial points are available for institutions that have a partnership that meets at least one of the criteria, as follows:

Institution has at least one formal community partnership that is:	Points earned
Transformative – meets all three criteria	3
Collaborative – meets two of the three criteria	2
Supportive – meets one of the three criteria	1

Note that points are not earned cumulatively. For example, an institution that has one or more supportive partnerships *and* one or more collaborative partnerships would earn 2 points for this credit, not 3.

E. Reporting Fields

Required

- Name of the institution’s formal community partnership to advance sustainability
- Does the institution provide financial or material support for the partnership?
- Which of the following best describes the partnership timeframe?
 - Short-term project or event
 - Multi-year or ongoing
- Which of the following best describes the partnership’s sustainability focus?
 - The partnership simultaneously supports all three dimensions of sustainability, i.e. social equity and wellbeing, economic prosperity, and ecological health
 - The partnership supports at least one, but not all three, dimensions of sustainability (e.g. ecological health, but not social equity or economic prosperity)
- Are underrepresented groups and/or vulnerable populations engaged as equal partners in strategic planning, decision-making, implementation and review? (Yes, No, Unknown)
- A brief description of the institution’s formal community partnership to advance sustainability, including website URL (if available) and information to support each affirmative response above

Optional

- For up to two additional partnerships, provide:
 - Name of the institution’s formal community partnership to advance sustainability
 - Does the institution provide financial or material support for the partnership?
 - Which of the following best describes the partnership timeframe?
 - Short-term project or event
 - Multi-year or ongoing
 - Which of the following best describes the partnership’s sustainability focus?
 - The partnership simultaneously supports all three dimensions of sustainability, i.e. social equity and wellbeing, economic prosperity, and ecological health

- The partnership supports at least one, but not all three, dimensions of sustainability (e.g. ecological health, but not social equity or economic prosperity)
 - Are underrepresented groups and/or vulnerable populations engaged as equal partners in strategic planning, decision-making, implementation and review?
 - A brief description of the institution’s formal community partnership to advance sustainability, including website URL (if available) and information to support each affirmative response above
- A brief description of the institution’s other community partnerships to advance sustainability
- The website URL where information about the programs or initiatives is available
- Additional documentation to support the submission (upload)
- Data source(s) and notes about the submission
- Contact information for a responsible party (a staff member, faculty member, or administrator who can respond to questions regarding the data once it is submitted and available to the public)

F. Measurement

Timeframe

Report on current partnerships and/or partnerships that were active during the three years prior to the anticipated date of submission.

Sampling and Data Standards

Not applicable

G. Standards and Terms

Formal community partnership

Formal community partnerships are purposeful, lasting, mutually beneficial relationships that link institutional resources with school districts, government agencies, non-profit organizations, NGOs, businesses and/or other external entities to work together to understand and address the core problems facing local communities. Successful community partnerships strengthen the capacity of both institutional and community partners to build healthy, just and resilient communities.

Underrepresented groups

Consistent with the [University of California, Berkeley](#), underrepresented groups are groups who have been denied access and/or suffered past institutional discrimination and/or have been marginalized and are currently underrepresented. These groups may include, but are not limited to, racial, ethnic and immigrant populations; people with disabilities; lesbian, gay, bisexual, and transgender individuals; adult learners; veterans; and individuals from different religious groups and economic backgrounds.

Underrepresentation may be revealed by an imbalance in the representation of different groups in common pursuits such as education, jobs, housing, etc., resulting in marginalization for some groups and individuals and not for others, relative to the number of individuals who are members of the population involved.

Vulnerable populations

Consistent with the World Health Organization, vulnerable populations are defined by “the degree to which a population, individual or organization is unable to anticipate, cope with, resist and recover from the impacts of disasters”:

Children, pregnant women, elderly people, malnourished people, and people who are ill or immune-compromised, are particularly vulnerable when a disaster strikes, and take a relatively high share of the disease burden associated with emergencies. Poverty – and its common consequences such as malnutrition, homelessness, poor housing and destitution – is a major contributor to vulnerability.

EN 11: Inter-Campus Collaboration

3 points available

A. Credit Rationale

This credit recognizes institutions that collaborate with other colleges or universities to help build campus sustainability broadly. Institutions can make significant contributions to sustainability by sharing their experiences and expertise with other colleges and universities. Sharing best practices and lessons learned can help other institutions realize efficiencies that accelerate the movement to sustainability.

B. Criteria

Institution collaborates with other colleges and universities in one or more of the following ways to support and help build the campus sustainability community. The institution:

- Is an active member of a national or international sustainability network;
- Is an active member of a regional, state/provincial or local sustainability network;
- Has presented at a sustainability conference during the previous year;
- Has submitted a case study during the previous year to a sustainability resource center or awards program that is inclusive of multiple campuses;
- Has had staff, students, or faculty serving on a board or committee of a sustainability network or conference during the previous three years;
- Has an ongoing mentoring relationship with another institution through which it assists the institution with its sustainability reporting and/or the development of its sustainability program;
- Has had staff, faculty, or students serving as peer reviewers of another institution's sustainability data (e.g. GHG emissions or course inventory) and/or STARS submission during the previous three years;

And/or

- Has participated in other collaborative efforts around sustainability during the previous year, e.g. joint planning or resource sharing with other institutions.

C. Applicability

This credit applies to all institutions.

D. Scoring

Institutions earn 0.5 points for each initiative listed above up to the maximum of 3 points available for this credit.

E. Reporting Fields

Required

- Is the institution an active member of a national or international sustainability network?
If yes, provide:
 - The name of the national or international sustainability network(s)
- Is the institution an active member of a regional, state/provincial or local sustainability network?
If yes, provide:
 - The name of the regional, state/provincial or local sustainability network(s)
- Has the institution presented at a sustainability conference during the previous year?
If yes, provide:
 - A list or brief description of the conference(s) and presentation(s)
- Has the institution submitted a case study during the previous year to a sustainability awards program that is inclusive of multiple campuses?
If yes, provide:
 - A list or brief description of the awards program(s) and submission(s)
- Has the institution had staff, students or faculty serving on a board or committee of a sustainability network or conference during the previous three years?
If yes, provide:
 - A list or brief description of the board or committee appointment(s)
- Does the institution have an ongoing mentoring relationship with another institution through which it assists the institution with its sustainability reporting and/or the development of its sustainability program?
If yes, provide:
 - A brief description of the mentoring relationship and activities
- Has the institution had staff, faculty, or students serving as peer reviewers of another institution's sustainability data (e.g. GHG emissions or course inventory) and/or STARS submission during the previous three years?
If yes, provide:
 - A brief description of the peer review activities
- Has the institution participated in other collaborative efforts around sustainability during the previous year, e.g. joint planning or resource sharing with other institutions?
If yes, provide:
 - A brief description of other collaborative efforts around sustainability during the previous year

Optional

- The website URL where information about the programs or initiatives is available
- Additional documentation to support the submission (upload)
- Data source(s) and notes about the submission
- Contact information for a responsible party (a staff member, faculty member, or administrator who can respond to questions regarding the data once it is submitted and available to the public)

F. Measurement

Timeframe

Unless otherwise specified above, report on current membership status and collaborations that were active during the three years prior to the anticipated date of submission.

Sampling and Data Standards

Not applicable

G. Standards and Terms

Not applicable

EN 12: Continuing Education

5 points available

A. Credit Rationale

This credit recognizes institutions that provide continuing education courses and programs in sustainability to the community. Such courses train community members in sustainability topics and help build knowledge about the subject. They can also provide the training people need to obtain and perform green jobs. Certificate programs offer professional recognition for sustainability training and are important tools in helping students obtain, perform, and advance their position in green jobs.

B. Criteria

Part 1

Institution offers continuing education courses that address sustainability.

Courses that address sustainability include continuing education [sustainability course offerings](#) (i.e. sustainability courses and courses that include sustainability). Courses that are typically taken for academic credit are not included in this credit; they are covered in the Curriculum subcategory.

Part 2

Institution has at least one sustainability-themed certificate program through its continuing education or extension department.

Degree-granting programs (e.g. programs that confer Baccalaureate, Masters, and Associates degrees) and certificates that are part of academic degree programs are not included in this credit; they are covered in the Curriculum subcategory.

C. Applicability

This credit applies to institutions that offer [continuing education](#) or community education programs.

D. Scoring

Each part of this credit is scored independently.

Part 1

Institutions earn the maximum of 3 points for Part 1 of this credit when courses that address sustainability comprise 10 or more percent of all continuing education courses offered. Incremental points are awarded based on the percentage of continuing education course offerings that address sustainability. For example, an institution where 5 percent of all continuing education courses offered were sustainability courses would earn 1.5 points (half of the points available for Part 1).

Points for Part 1 of this credit are calculated automatically in the STARS Reporting Tool as follows:

Factor	Multiply	Number of continuing education courses that address sustainability	Divide	Total number of continuing education courses offered	Equals	Points earned
30	×	_____	÷	_____	=	Up to 3

Part 2

Institutions earn 2 points in Part 2 of this credit for having at least one certificate program that meets the criteria outlined above. Partial points are not available for Part 2 of this credit.

E. Reporting Fields

Required

- Does the institution offer continuing education courses that address sustainability?

If yes, provide:

- Total number of continuing education courses offered
 - Number of continuing education courses offered that address sustainability
 - A list and brief description of the continuing education courses offered that address sustainability (text or upload)
- Do the figures reported above cover one, two, or three academic years?
 - Does the institution have at least one sustainability-themed certificate program through its continuing education or extension department?

If yes, provide:

- A brief description of the certificate program(s), including the year the program was created

Optional

- The website URL where information about the programs or initiatives is available
- Additional documentation to support the submission (upload)
- Data source(s) and notes about the submission
- Contact information for a responsible party (a staff member, faculty member, or administrator who can respond to questions regarding the data once it is submitted and available to the public)

F. Measurement

Timeframe

Part 1

Report on the most recent data available from within the three years prior to the anticipated date of submission. Institutions may count course offerings from one, two, or three academic years, as long as the counts of continuing education courses and sustainability continuing education courses are drawn from the same time period.

Part 2

Report on current program status and offerings at the time of submission.

Sampling and Data Standards

Not applicable

G. Standards and Terms

Continuing education

Continuing education (also known as further education) includes non-credit courses and programs that train community members and help build knowledge about particular subjects. Continuing education is inclusive of non-credit, community education and extension courses and programs. Examples include non-degree career training, workforce training, credential maintenance courses, formal personal enrichment courses, self-directed learning and experiential learning (on and off campus). In some cases, non-credit students may earn continuing education units, certification or other evidence of class completion to meet personal or professional requirements.

Sustainability course offerings

Sustainability course offerings include "sustainability courses" and "courses that include sustainability":

Sustainability Courses

Sustainability courses are courses in which the *primary and explicit* focus is on sustainability and/or on understanding or solving one or more major sustainability challenge (e.g. the course contributes toward achieving principles outlined in the [Earth Charter](#)). This includes:

- A. Foundational courses in which the primary and explicit focus is on sustainability as an integrated concept having social, economic, and environmental dimensions. Obvious examples include Introduction to Sustainability, Sustainable Development, and Sustainability Science, however courses may also count if their course descriptions indicate a primary and explicit focus on sustainability.
- B. Courses in which the primary and explicit focus is on the application of sustainability within a field. As sustainability is an interdisciplinary topic, such courses generally incorporate insights from multiple disciplines. Obvious examples include Sustainable Agriculture, Architecture for Sustainability, and Sustainable Business, however courses may also count if their course descriptions indicate a primary and explicit focus on sustainability within a field.
- C. Courses in which the primary focus is on providing skills and/or knowledge *directly* connected to understanding or solving one or more major sustainability challenges. A course might provide knowledge and understanding of the problem or tools for solving it, for example Climate Change Science, Renewable Energy Policy, Environmental Justice, or Green Chemistry. Such courses do not necessarily cover "sustainability" as a concept, but should address more than one of the three dimensions of sustainability (i.e. social wellbeing, economic prosperity, and environmental health).

While a foundational course such as chemistry or sociology might provide knowledge that is useful to practitioners of sustainability, it would not be considered a sustainability course. Likewise, although specific tools or practices such as GIS (Geographical Information Systems) or engineering can be applied towards sustainability, such courses would not count as sustainability courses unless their primary and explicit focus is on sustainable applications. If there is a sustainability unit, module or activity within one of these courses, but it is not the main focus, the course may be counted as a "course that includes sustainability":

Courses That Include Sustainability

A course that includes sustainability is primarily focused on a topic other than sustainability, but incorporates a unit or module on sustainability or a sustainability challenge, includes one or more sustainability-focused activities, or integrates sustainability issues throughout the course.

While a foundational course such as chemistry or sociology might provide knowledge that is useful to practitioners of sustainability, it would not be considered to be inclusive of sustainability unless the concept of sustainability or a sustainability challenge is specifically integrated into the course. Likewise, although specific tools or practices such as GIS (Geographical Information Systems) or engineering can be applied towards sustainability, such courses would not count unless they incorporated a unit on sustainability or a sustainability challenge, included a sustainability-focused activity, or incorporated sustainability issues throughout the course.

Scoring Example: Continuing Education

Part 1

Example Community College offered **600** continuing education courses during the past year. Of those courses, **25** address sustainability.

Factor	Multiply	Number of continuing education courses that address sustainability	Divide	Total number of continuing education courses offered	Equals	Points earned
30	×	<u>25</u>	÷	<u>600</u>	=	1.25

Part 2

Example Community College offers a green building certificate program through its department of continuing education. Example Community College earns **2** points for this part of the credit.

Total Credit Score:

$$\text{Part 1} + \text{Part 2} = 1.25 + 2$$

$$\text{Total points earned} = \mathbf{3.25}$$

EN 13: Community Service

5 points available

A. Credit Rationale

This credit recognizes institutions that engage their student bodies in community service, as measured by how widespread participation is at the institution. Volunteerism and the sense of compassion that community services help develop are fundamental to achieving sustainability. From tutoring children to removing invasive species to volunteering at a food bank, students can make tangible contributions that address sustainability challenges through community service. In addition, community engagement can help students develop leadership skills while deepening their understandings of practical, real-world problems.

B. Criteria

Part 1

Institution engages its student body in [community service](#), as measured by the percentage of students who participate in community service.

Part 2

Institution engages students in community service, as measured by the average hours contributed per student per year.

Institutions may exclude non-credit, continuing education, part-time, and/or graduate students from this credit.

C. Applicability

This credit applies to all institutions that have undergraduate [students enrolled for credit](#). Institutions that exclusively serve non-credit, continuing education, and/or graduate students may choose to pursue or omit this credit.

D. Scoring

Each part is scored independently.

Part 1

Institutions earn the maximum of 3 points available for Part 1 of this credit by engaging their entire student body in community service. Incremental points are awarded based on the percentage of students that contribute community service. For example, an institution where 50 percent of students contributed some community service would earn 1.5 points (half of the points available for Part 1 of this credit).

Points for Part 1 of this credit are calculated automatically in the STARS Reporting Tool as follows:

Factor	Multiply	Number of students engaged in community service	Divide	Total number of students	Equals	Points earned
3	×	_____	÷	_____	=	Up to 3

Part 2

Institutions earn the maximum of 2 points available for Part 2 of this credit by engaging their students in an average of 20 hours of community service per year. Incremental points are awarded based on the average number of hours contributed. For example, an institution where students contributed an average of 10 hours per year would earn 1 point (half of the points available for Part 2).

Points for Part 2 of this credit are calculated automatically in the STARS Reporting Tool as follows:

Factor	Multiply	Number of student community service hours contributed	Divide	Total number of students	Equals	Points earned
0.1	×	_____	÷	_____	=	Up to 2

E. Reporting Fields

Required

- Number of students enrolled for credit (headcount; part-time students, continuing education, and/or graduate students may be excluded)
- Number of students engaged in community service (headcount; part-time students, continuing education, and graduate students should be excluded if excluded above)
- Does the institution wish to pursue Part 2 of this credit (community service hours)?

If yes, provide:

- Total number of student community service hours contributed during the most recent one-year period

Optional

- The website URL where information about the programs or initiatives is available
- Does the institution include community service achievements on student transcripts?
- Does the institution provide incentives for employees to participate in community service (on- or off-campus)? (Incentives may include voluntary leave, compensatory time, or other forms of positive recognition)
- A brief description of the institution’s employee community service initiatives
- Additional documentation to support the submission (upload)

- Data source(s) and notes about the submission
- Contact information for a responsible party (a staff member, faculty member, or administrator who can respond to questions regarding the data once it is submitted and available to the public)

F. Measurement

Timeframe

Report the most recent annual data available from within the three years prior to the anticipated date of submission.

Sampling and Data Standards

Include, at minimum, all full-time undergraduate [students enrolled for credit](#). Institutions may use a [representative sample](#) or survey to determine student participation in community service. Institutions may choose to exclude part-time, continuing education, and/or graduate students, as long as they are excluded from both the count of students engaged in community service and the count of total students.

G. Standards and Terms

Community service

Consistent with [The President's Higher Education Community Service Honor Roll](#) (U.S.), community service is defined as:

Activities designed to improve the quality of life of off-campus community residents, particularly low-income individuals. Community service activities may include but are not limited to: academic service learning, co-curricular service learning (not part of an academic course, but utilizing service-learning elements) and other co-curricular student volunteer activities, as well as Work-Study community service and paid community service internships. Community service includes both direct service to citizens (e.g. serving food to the needy) and indirect service (e.g. assessing community nutrition needs or managing a food bank).

Representative sample

A representative sample is a subset of a statistical population that accurately reflects the members of the entire population. A representative sample should be an unbiased indication of what the entire population is like. For example, in a student population of 1000 students in which 25 percent of the students are enrolled in a business school, 50 percent are enrolled in humanities programs, and 25 percent are enrolled in science programs, a representative sample might include 200 students: 50 business students, 100 humanities students, and 50 science students. Likewise, a representative sample of purchases should accurately reflect the institution's total purchases, accounting for seasonal and other variations in product availability and purchasing.

Students enrolled for credit

Consistent with U.S. [IPEDS](#), students enrolled for credit include all students enrolled in courses or programs that can be applied towards the requirements for a postsecondary degree, diploma, certificate, or other formal award, regardless of whether or not they are seeking a degree or certificate. This includes:

- Students enrolled for credit in off-campus centers
- High school students taking regular college courses for credit
- Students taking remedial courses if the student is degree-seeking for the purpose of student financial aid determination

- Students from overseas enrolled in U.S. courses for credit (e.g., online students)
- Graduate students enrolled for thesis credits, even when zero credits are awarded as these students are still enrolled and seeking their degree.

Scoring Example: Community Service

Part 1

Example Community College has **2,000** students. **750** Example Community College students engaged in community service during the past year.

Factor	Multiply	Number of students engaged in community service	Divide	Total number of students	Equals	Points earned
3	×	<u>750</u>	÷	<u>2,000</u>	=	1.13

Part 2

Example Community College enrolls **2,000** students. Example Community College students contributed **12,000** hours of community service during the past year.

Factor	Multiply	Number of student community service hours contributed	Divide	Total number of students	Equals	Points earned
0.1	×	<u>12,000</u>	÷	<u>2,000</u>	=	0.6

EN 14: Participation in Public Policy

2 points available

A. Credit Rationale

This credit recognizes institutions that promote sustainability through public policy advocacy. There are myriad public policies for which institutions can advocate that address sustainability, including policies specific to higher education. Given the prominence and importance of colleges and universities in their communities, institutions can be powerful voices in advancing sustainability through legislation and policy.

B. Criteria

Institution advocates for public policies that support campus sustainability or that otherwise advance sustainability. The advocacy may take place at one or more of the following levels:

- Municipal/local,
- State/provincial/regional,
- National, and/or
- International.

The policy advocacy must have the implicit or explicit support of the institution's top administrators and/or governing bodies to count. For example, advocacy by administrators, students, staff, or faculty who are acting as representatives of the institution or its governance bodies may count. Advocacy by students, staff, or faculty conducted in a personal capacity does not count unless it is formally endorsed at the institutional level.

Examples of advocacy efforts include supporting or endorsing legislation, ordinances, and public policies that advance sustainability; active participation in campaigns aiming to change public policy; and discussions with legislators in regard to the above.

This credit acknowledges institutions that advocate for policy changes and legislation to advance sustainability broadly. Advocacy efforts that are made exclusively to advance the institution's interests or projects may not be counted. For example, advocating for government funding for campus sustainability may be counted, whereas lobbying for the institution to receive funds that have already been appropriated may not.

C. Applicability

This credit applies to all institutions.

D. Scoring

Institutions earn 0.67 points for each level outlined above at which they advocate for public policies that support campus sustainability or that otherwise advance sustainability. A maximum of 2 points are available for this credit.

E. Reporting Fields

Required

- Does the institution advocate for public policies that support campus sustainability or that otherwise advance sustainability at the following levels?
 - Municipal/local
 - State/provincial/regional
 - National
 - International

For each positive response above, provide:

- A brief description of how the institution engages in public policy advocacy for sustainability, including the issues, legislation, and ordinances for or against which the institution has advocated

Optional

- A brief description of other political positions the institution has taken during the previous three years (if applicable)
- A brief description of political donations the institution made during the previous three years (if applicable)
- The website URL where information about the programs or initiatives is available
- Additional documentation to support the submission (upload)
- Data source(s) and notes about the submission
- Contact information for a responsible party (a staff member, faculty member, or administrator who can respond to questions regarding the data once it is submitted and available to the public)

F. Measurement

Timeframe

Report on sustainability policy advocacy efforts that took place during the three years prior to the anticipated date of submission. The report does not have to include all advocacy efforts.

Sampling and Data Standards

Not applicable

G. Standards and Terms

Not applicable

EN 15: Trademark Licensing

2 points available

A. Credit Rationale

This credit recognizes institutions that join a monitoring and verification organization to help ensure that apparel bearing the institution's name is produced under fair conditions. By ensuring that apparel bearing the institution's logo is made under fair working conditions, institutions promote health, safety, and secure livelihoods for domestic and global workers.

B. Criteria

Institution is a member of the [Fair Labor Association \(FLA\)](#) and/or the [Worker Rights Consortium \(WRC\)](#).

Please note that other initiatives to support fair labor standards in the supply chain are recognized in the *Sustainable Procurement* credit in Purchasing.

C. Applicability

This credit applies to institutions whose logo is trademarked and appears on apparel and that are eligible for FLA and/or WRC membership.

D. Scoring

Institutions earn 2 points by being a member of the Fair Labor Association or the Worker Rights Consortium. Partial points are not available for this credit.

E. Reporting Fields

Required

- Is the institution is a member of the Worker Rights Consortium?
- Is the institution is a member of the Fair Labor Association?

If yes to either of the above, provide:

- A brief description of the institution's WRC or FLA membership, including the year membership was last established or renewed

Optional

- The website URL where information about the programs or initiatives is available
- Additional documentation to support the submission (upload)
- Data source(s) and notes about the submission
- Contact information for a responsible party (a staff member, faculty member, or administrator who can respond to questions regarding the data once it is submitted and available to the public)

F. Measurement

Timeframe

Report on current participation status at the time of submission.

Sampling and Data Standards

Not applicable

G. Standards and Terms

Fair Labor Association

The [Fair Labor Association](#) (FLA) is comprised of apparel businesses, higher education institutions, and non-governmental organizations. Its mission is to promote compliance with international labor laws and standards.

Workers Rights Consortium

The [Worker Rights Consortium](#) (WRC) is an independent monitoring organization focused on protecting the rights of workers who make apparel and other products. Its membership is comprised of colleges and universities in the U.S., Canada and the U.K.

Operations (OP)

Air & Climate

This subcategory seeks to recognize institutions that are measuring and reducing their greenhouse gas and air pollutant emissions. Global climate change is having myriad negative impacts throughout the world, including increased frequency and potency of extreme weather events, sea level rise, species extinction, water shortages, declining agricultural production, and spread of diseases. The impacts are particularly pronounced for low-income communities and countries. In addition, institutions that inventory and take steps to reduce their air pollutant emissions can positively impact the health of the campus community, as well as the health of their local communities and regions.

Credits		Points available: 11
OP 1	Greenhouse Gas Emissions	10
OP 2	Outdoor Air Quality	1

Share your story

The My Submission section of the online Reporting Tool includes an optional reporting field for the institution to provide an overview of notable activities and accomplishments in this subcategory. This information is featured in the institution’s public report.

- A brief summary of the institution’s notable activities and accomplishments relevant to this subcategory

OP 1: Greenhouse Gas Emissions

10 points available

A. Credit Rationale

This credit recognizes institutions that have inventoried their greenhouse gas (GHG) emissions and that have reduced their adjusted net Scope 1 and Scope 2 GHG emissions.

B. Criteria

Part 1

Institution has conducted a publicly available greenhouse gas (GHG) emissions inventory that includes, at minimum, [Scope 1 and Scope 2 GHG emissions](#) and may also include [Scope 3 GHG emissions](#).

The inventory may also be verified by an independent, external third party and/or validated internally by campus personnel who are independent of the GHG accounting and reporting process.

Part 2

Institution reduced its adjusted net Scope 1 and Scope 2 GHG emissions per [weighted campus user](#) compared to a baseline.

Part 3

Institution's annual adjusted net Scope 1 and Scope 2 GHG emissions are less than the [minimum performance threshold](#) of 0.02 metric tons of carbon dioxide equivalent (MtCO₂e) per gross square foot (0.215 MtCO₂e per gross square metre) of floor area.

Performance for Part 3 of this credit is assessed using [EUI-adjusted floor area](#), a figure that accounts for significant differences in energy use intensity (EUI) between types of building space (see *G. Standards and Terms*).

For this credit, the following carbon offsets may be counted:

- [Third-party verified purchased carbon offsets](#)
- [Institution-catalyzed carbon offsets](#) (popularly known as “local offsets”)
- Carbon sequestration due to land that the institution manages specifically for sequestration (as documented in policies, land management plans or the equivalent)
- Carbon storage from on-site composting

Purchased Renewable Energy Certificates (RECs) or Guarantees of Origin (GOs) may not be counted as carbon offsets. Emissions reductions attributable to RECs and GOs that are either Green-e Energy certified or meet Green-e Energy's technical requirements and are verified as such by a third party are reported separately (see *E. Reporting Fields*). Purchased carbon offsets and RECs/GOs that have not been third-party verified do not count.

Institution-catalyzed offsets, on-site composting, and carbon sequestration projects (on and off campus) that are to be counted as offsets must be third party verified or, at minimum, quantified using a method that addresses all of the following accounting issues:

- Selection of a baseline scenario (i.e. what would have happened in the absence of the project?);

- Demonstration of additionality (i.e. the project has resulted in emission reductions or removals in addition to what would have happened in the absence of the project);
- Identification and quantification of relevant secondary effects (i.e. small, unintended GHG consequences of a project, include leakage and changes in GHG emissions up- and downstream of the project);
- Consideration of reversibility (i.e. assessing the risk of reversibility, together with any mitigation or compensation measures included in the project design);
- Avoidance of double-counting (i.e. the reductions giving rise to the offset must occur at sources or sinks not included in the target or cap for which the offset is used).

Institutions that have sold or transferred emissions reductions, e.g. in the form of verified emissions reductions (VERs), may not count those reductions toward this credit. Those transactions are reported separately and net GHG emissions are automatically adjusted upward to reflect the sale or transfer of any institution-generated offsets that have been included as carbon offsets (see *D. Scoring*).

C. Applicability

This credit applies to all institutions.

D. Scoring

Each part is scored independently. Points earned are calculated according to the formulas below. Please note that users do not have to calculate the number of points earned themselves; points will be calculated automatically when the data listed under *E. Reporting Fields* is entered in the online Reporting Tool.

Scoring for Part 2 and Part 3 of this credit are based on adjusted net Scope 1 and 2 GHG emissions, a measure of an institution's overall climate impact (emissions minus carbon offsets generated and emissions reductions from REC/GO purchases). STARS calculates the figure according to the following formula:

$$\text{Adjusted net Scope 1 and 2 GHG emissions} = \{ [A + (B - C)] - (D + E + F + G - H) \}$$

- A = Gross Scope 1 GHG emissions (MtCO₂e)
- B = Gross Scope 2 GHG emissions (MtCO₂e)
- C = Emissions reductions from REC/GO purchases (MtCO₂e)
- D = Institution-catalyzed carbon offsets generated (MtCO₂e)
- E = Carbon sequestration (MtCO₂e)
- F = Carbon storage from on-site composting (MtCO₂e)
- G = Third-party verified carbon offsets purchased (MtCO₂e)
- H = Carbon offsets for which emissions reductions have been sold or transferred (MtCO₂e)

Part 1

An institution earns the maximum of 2 points available for Part 1 of this credit when its publicly available GHG emissions inventory has been validated or verified (internally or by a third party), covers all Scope 1 and Scope 2 GHG emissions, and includes emissions from six categories of Scope 3 GHG emissions. Partial points are available based on the categories of emissions included in the inventory and whether or not the inventory has been verified. Points are awarded as follows:

Components of the GHG Inventory	Points available	Points earned
Scope 1 and Scope 2 GHG emissions	1.0	
Scope 3 GHG emissions from: <ul style="list-style-type: none"> • Business travel • Commuting • Purchased goods and services • Capital goods • Fuel- and energy-related activities • Waste generated in operations • Other sources 	0.083 each	Up to 0.5
Validation or verification (internal and/or third party)	0.5	
Total points earned for Part 1 →		Up to 2

Part 2

Institutions earn the maximum of 4 points available for Part 2 of this credit by achieving zero adjusted net Scope 1 and 2 GHG emissions. Incremental points are awarded for reducing adjusted net Scope 1 and 2 GHG emissions per weighted campus user compared to a baseline. For example, an institution that reduced its adjusted net GHG emissions per weighted campus user by 50 percent would earn 2 points (half of the points available for Part 2).

STARS awards only positive points; points will not be deducted if adjusted net GHG emissions per weighted campus user increased rather than decreased during the time period. Points for Part 2 of this credit are earned according to the following formula:

$$\text{Points Earned} = 4 \times \{ [(A/B) - (C/D)] / (A/B) \}$$

- A= Adjusted net Scope 1 and 2 greenhouse gas emissions, baseline year (MtCO₂e)
- B= Weighted campus users, baseline year
- C= Adjusted net Scope 1 and 2 greenhouse gas emissions, performance year (MtCO₂e)
- D= Weighted campus users, performance year

Part 3

Institutions earn the maximum of 4 points available for Part 3 of this credit by achieving zero adjusted net Scope 1 and 2 GHG emissions. Incremental points are awarded based on an institution’s performance between the minimum performance threshold of 0.02 MtCO₂e per gross square foot (0.215 MtCO₂e per gross square metre) of floor area and zero. For example, an institution with annual adjusted net Scope 1 and 2 GHG emissions of 0.01 MtCO₂e per gross square foot of floor area would earn 2 points (half of the points available for Part 3).

Scoring for Part 3 of this credit is based on an EUI-adjusted floor area figure that accounts for significant differences in energy use intensity (EUI) between types of building space. Points for Part 3 of this credit are earned according to the following formula:

$$\text{Points Earned} = 4 \times \{ [A - (B/C)] / A \}$$

A = Minimum performance threshold (MtCO₂e per gross square foot/metre)

B = Adjusted net Scope 1 and 2 greenhouse gas emissions, performance year (MtCO₂e)

C = EUI-adjusted floor area, performance year (square feet/metres)

E. Reporting Fields

Required

Part 1

- Has the institution conducted a GHG emissions inventory that includes all Scope 1 and 2 emissions?
- Does the institution's GHG emissions inventory include All, Some or None of its Scope 3 GHG emissions in the following categories? (All = all sources of GHG emissions in the category are accounted for; Some = a subset of all sources of GHG emissions in the category are accounted for; None = no GHG emissions in the category are accounted for)
 - Business travel (the transportation of employees and students for institution-related activities in vehicles owned or operated by third parties)
 - Commuting (regular commuting to and from the institution by students and employees)
 - Purchased goods and services (e.g. food, paper, office supplies, furniture, computers, telephones, travel services, outsourced administrative functions, consulting services, and janitorial and landscaping services)
 - Capital goods (construction materials, buildings, facilities, equipment, machinery, and vehicles)
 - Fuel- and energy-related activities not included in Scope 1 or Scope 2 (transmission and distribution losses from purchased electricity, upstream emissions of purchased fuels and electricity)
 - Waste generated in operations (disposal/treatment of solid waste and wastewater in facilities owned or operated by third parties)
 - Other categories (e.g. leased assets, investments, upstream transportation and distribution of purchased goods)
- A copy of the most recent GHG emissions inventory (upload)
- A brief description of the methodology and/or tool used to complete the GHG emissions inventory, including how the institution accounted for each category of Scope 3 emissions reported above
- Has the GHG emissions inventory been validated internally by personnel who are independent of the GHG accounting and reporting process and/or verified by an independent, external third party?

If yes, provide:

 - A brief description and/or documentation to support the internal and/or external verification process (text or upload)

- Does the institution wish to pursue Part 2 and Part 3 of this credit? (reductions in Scope 1 and Scope 2 GHG emissions)

If yes, provide the following:

Part 2

- Gross Scope 1 GHG emissions from stationary combustion, performance year (MtCO₂e)
- Gross Scope 1 GHG emissions from other sources (i.e. mobile combustion, process emissions, fugitive emissions), performance year (MtCO₂e)
- Gross Scope 2 GHG emissions from purchased electricity, performance year (unadjusted for purchased RECS/GOs) (MtCO₂e)
- Gross Scope 2 GHG emissions from other sources (i.e. purchased heating, cooling and steam), performance year (MtCO₂e).
- Gross Scope 1 GHG emissions from stationary combustion, baseline year (MtCO₂e)
- Gross Scope 1 GHG emissions from other sources (i.e. mobile combustion, process emissions, fugitive emissions), baseline year (MtCO₂e)
- Gross Scope 2 GHG emissions from purchased electricity, baseline year (unadjusted for purchased RECS/GOs) (MtCO₂e)
- Gross Scope 2 GHG emissions from other sources (i.e. purchased heating, cooling and steam), baseline year (MtCO₂e)
- Start date, performance year or 3-year period
- End date, performance year or 3-year period
- Start date, baseline year or 3-year period
- End date, baseline year or 3-year period

If end date of the baseline year/period is 2004 or earlier, provide:

- A brief description of when and why the GHG emissions baseline was adopted (e.g. in sustainability plans and policies or in the context of other reporting obligations)
- Figures needed to determine total carbon offsets, performance year:
 - Third-party verified carbon offsets purchased, performance year (exclude purchased RECS/GOs) (MtCO₂e)
 - Institution-catalyzed carbon offsets generated, performance year (MtCO₂e)
 - Carbon sequestration due to land that the institution manages specifically for sequestration, performance year (MtCO₂e)
 - Carbon storage from on-site composting, performance year (MtCO₂e)

If total performance year carbon offsets are greater than zero, provide:

- A brief description of the offsets in each category reported above, including vendor, project source, verification program and contract timeframes (as applicable)
- Carbon offsets included above for which the emissions reductions have been sold or transferred by the institution, e.g. in the form of verified emissions reductions (VERs) (MtCO₂e)

- Emissions reductions attributable to REC/GO purchases, performance year (i.e. the amount the institution’s gross Scope 2 GHG emissions reported above should be adjusted down due to REC/GO purchases) (MtCO₂e)

If greater than zero, provide:

- A brief description of the purchased RECs/GOs including vendor, project source and verification program
- Figures needed to determine total carbon offsets, baseline year:
 - Third-party verified carbon offsets purchased, baseline year (exclude purchased RECs/GOs) (MtCO₂e)
 - Institution-catalyzed carbon offsets generated, baseline year (MtCO₂e)
 - Carbon sequestration due to land that the institution manages specifically for sequestration, baseline year (MtCO₂e)
 - Carbon storage from on-site composting, baseline year (MtCO₂e)

If total baseline year carbon offsets are greater than zero, provide:

- Carbon offsets included above for which the emissions reductions have been sold or transferred by the institution, e.g. in the form of verified emissions reductions (VERs) (MtCO₂e)
- Emissions reductions attributable to REC/GO purchases, baseline year (i.e. the amount the institution’s gross Scope 2 GHG emissions reported above should be adjusted down due to REC/GO purchases) (MtCO₂e)
- Figures needed to determine “weighted campus users” during the performance year:
 - Number of students resident on-site, performance year
 - Number of employees resident on-site, performance year
 - Number of other individuals resident on-site and/or in-patient hospital beds (if applicable), performance year
 - Total full-time equivalent student enrollment, performance year
 - Full-time equivalent of employees (staff + faculty), performance year
 - Full-time equivalent of students enrolled exclusively in distance education, performance year
- Figures needed to determine “weighted campus users” during the baseline year:
 - Number of students resident on-site, baseline year
 - Number of employees resident on-site, baseline year
 - Number of other individuals resident on-site and/or in-patient hospital beds (if applicable), baseline year
 - Total full-time equivalent student enrollment, baseline year
 - Full-time equivalent of employees (staff + faculty), baseline year
 - Full-time equivalent of students enrolled exclusively in distance education, baseline year

Part 3

- Gross floor area of building space, performance year (square feet/metres)

- Floor area of laboratory space, performance year (square feet/metres)
- Floor area of healthcare space, performance year (square feet/metres)
- Floor area of other [energy intensive space](#), performance year (square feet/metres)

Optional

- Scope 3 GHG emissions (performance year) from:
 - Business travel (MtCO₂e)
 - Commuting (MtCO₂e)
 - Purchased goods and services (MtCO₂e)
 - Capital goods (MtCO₂e)
 - Fuel- and energy-related activities not included in Scope 1 or Scope 2 (MtCO₂e)
 - Waste generated in operations (MtCO₂e)
 - Other categories (MtCO₂e)
- The website URL where information about the programs or initiatives is available
- Additional documentation to support the submission (upload)
- Data source(s) and notes about the submission
- Contact information for a responsible party (a staff member, faculty member, or administrator who can respond to questions regarding the data once it is submitted and available to the public)

F. Measurement

Timeframe

Performance Year

Report the most recent data available from the three years prior to the anticipated date of submission. Institutions may use the most recent single year for which data is available or an average from throughout the period. Institutions may choose the annual start and end dates that work best with the data they have (e.g. fiscal or calendar year), as long as data are reported from a consecutive 12-month (or 3-year) period.

Report building space and population figures from the same time period as that from which GHG emissions data are drawn (e.g. the consecutive 12-month or 3-year period that most closely overlaps with the emissions performance period). Institutions may report building space using an average from throughout the period or a snapshot at a single representative point during the period.

Baseline Year

Report data from the baseline year, which may be:

- Any year from 2005 to the present
- A baseline year, 1990 to 2004, that the institution has adopted as part of its sustainability plans or policies or in the context of other reporting obligations

Recommended best practices for defining a baseline include:

- Using the average of three consecutive years to reduce the impact of outliers.

- Using the same baseline year for multiple credits to reduce reporting requirements. For example, institutions using 2005 for all STARS credits that are baseline-based would only have to calculate baseline weighted campus user data once.
- Ensuring that baseline and performance year data are valid and reliable (e.g. that the data were gathered in the same manner).

Institutions without valid and reliable historical data should use performance year data for both the baseline and performance year. Following this approach, an institution would not be able to claim points for reductions during its first STARS submission, but would be able to use its newly established baseline for subsequent submissions. Institutions without valid and reliable historical data should use performance year data for both the baseline and performance year.

Institutions may choose the start and end dates that work best with the data they have (e.g. fiscal or calendar year), as long as data are reported from a consecutive 12-month (or 3-year) period.

Report building space and population figures from the same period as that from which GHG emissions data are drawn (e.g. the consecutive 12-month or 3-year period that most closely overlaps with the emissions baseline period). Institutions may report building space using an average from throughout the period or a snapshot at a single representative point during the period.

Sampling and Data Standards

To conduct a GHG emissions inventory, campuses may use the [Campus Carbon Calculator/CarbonMAP](#), the [Scope 3 Evaluator](#) tool, and/or any methodology or calculator that is consistent with the World Resources Institute (WRI) [Greenhouse Gas Protocol Corporate Standard](#) and the [Scope 3 calculation guidance](#) provided by WRI.

To account for Institution-catalyzed offsets, on-site composting, and carbon sequestration projects, institutions may pursue third party verification or else use a credible methodology that addresses all of the accounting issues outlined in *B. Criteria*. Examples include:

- [GHG Protocol for Project Accounting](#) (World Resources Institute)
- [Land Use, Land Change and Forestry](#) (IPCC)
- [Forest Project Protocol](#) (Climate Action Reserve),
- [Framework for Forest Management Offset Protocols](#) (Canadian Council of Forest Ministers)
- The [Compliance Offset Protocols](#) (COP) adopted by the California Air Resources Board (CARB).

Reductions should only be counted as offsets once, i.e. toward no more than one of the offset categories outlined in the credit criteria.

G. Standards and Terms

Emissions inventory

An emissions inventory is a list of emissions sources and estimates of emissions from these sources.

Energy intensive space

Energy intensive space includes “laboratory space”, “healthcare space”, and “other energy intensive space”. “Other energy intensive space” is reported separately from laboratory space and healthcare space and may include data centers, food production space, non-class or open laboratories, and other facilities that the

institution has determined to have an average energy use intensity (EUI) that is at least twice that of office/administrative space. Energy use intensity is a unit of measurement that represents the energy consumed by a building relative to its size, e.g. 1,000 MMBtu per square metre. For more information, see [ENERGY STAR Portfolio Manager Technical Reference: U.S. Energy Use Intensity by Property Type](#).

EUI-adjusted floor area

EUI-adjusted floor area is a figure that adjusts each institution's actual floor area to account for significant differences in energy use intensity (EUI) between types of building space. Energy use intensity is a unit of measurement that represents the energy consumed by a building relative to its size, for example 1,000 MMBtu per square metre.

STARS calculates the figure according to the following formula. Please note that users will not have to calculate this figure themselves; the result will be calculated automatically when data are entered into the online Reporting Tool.

$$\text{EUI-adjusted floor area} = \{ A + [2 \times (B + C)] + D \}$$

A = Gross floor area of building space (square feet/metres)

B = Floor area of laboratory space (square feet/metres)

C = Floor area of healthcare space (square feet/metres)

D = Floor area of other energy intensive space (square feet/metres)

Green-e

[Green-e](#), a program of the Center for Resource Solutions, is an independent certification and verification program for renewable energy and greenhouse gas emission reductions in the retail market. Green-e Climate is a voluntary certification program launched in 2008 that sets consumer-protection and environmental-integrity standards for greenhouse gas (GHG) emission reductions sold in the voluntary market. Green-e Energy is an independent certification and verification program for renewable energy.

Greenhouse Gas Protocol Corporate Standard

The GHG Protocol [Corporate Standard](#), developed by the World Resources Institute and the World Business Council for Sustainable Development, is the most widely used international accounting tool for quantifying GHG emissions. It provides the accounting framework for nearly every GHG program and standard in the world, including the Chicago Climate Exchange and the California Climate Action Registry.

Gross floor area of building space

Gross floor area of building space refers to the total amount of building space that is included within the institutional boundary. Any standard definition of building space may be used (e.g. ASHRAE, ANSI/BOMA, IECC) as long as it is used consistently. Parking structures are included. For guidance on calculating gross square footage of a building, you may also consult [3.2.1 Gross Area](#) of the U.S. Department of Education's *Postsecondary Education Facilities Inventory and Classification Manual*.

Buildings within the overall STARS boundary that the institution leases entirely (i.e. the institution is the only tenant) should be included.

Buildings that are not owned by the institution and in which the institution is one of multiple tenants may be excluded. If the institution chooses to include such buildings, it must include all multi-tenant buildings that are included in the institution's overall STARS boundary and in which the institution is a tenant; institutions cannot

choose to include some leased spaces and omit others. If an institution chooses to include leased spaces, the institution should count only the square footage of building space it occupies and not the entire building.

Guarantees of origin

A Guarantee of Origin (GO) is a certificate issued by European energy authorities to certify that electricity was produced from renewable energy sources.

Healthcare space

The total amount of building space within the institutional boundary that may be categorized as "Health Care Facilities" (e.g. codes in the 800 series under the [Space Use Codes](#) in the US Department of Education's Postsecondary Education Facilities Inventory and Classification Manual). To simplify reporting, institutions with hospitals may report all floor area within hospitals as healthcare space.

Institution-catalyzed carbon offsets

Institution-catalyzed carbon offsets are generated by what are commonly referred to as "local offsets" programs. In such programs, institutions offset their greenhouse gas emissions by implementing projects that reduce greenhouse gas emissions in the local community. For example, a local offsets program may engage students in weatherizing homes in the surrounding community. As part of the arrangement with the homeowner, the institution would "own" the emissions reductions that result from the program. Local projects that are to be used as offsets must be third party verified or, at minimum, quantified using a method that is consistent with the World Resources Institute's [GHG Protocol for Project Accounting](#).

Laboratory space

The total amount of building space within the institutional boundary that may be categorized as "research laboratories" (e.g. code 250 under the [Space Use Codes](#) in the US Department of Education's Postsecondary Education Facilities Inventory and Classification Manual). To simplify reporting, institutions may report all floor area within buildings that contain research laboratories as laboratory space.

Minimum performance threshold

Minimum performance thresholds are benchmarks against which campus performance may be assessed for scoring purposes. The thresholds used in this version of STARS were calculated at the first decile for institutions reporting under STARS 2.0 as of July 31, 2015 and rounded to the nearest hundredth. In other words, 90 percent of institutions rated under STARS 2.0 before July 31, 2015 performed better than the minimum threshold. Extreme outliers were excluded from the calculations.

Renewable energy certificates

Green-e provides the following [definition of Renewable Energy Certificates \(RECs\)](#) (also known as green tags, renewable energy credits, renewable electricity certificates, and tradable renewable certificates):

When a renewable energy facility operates, it creates electricity that is delivered into a vast network of transmission wires, often referred to as "the grid." The grid is segmented into regional power networks called pools. To help facilitate the sale of renewable electricity nationally, a system was established that separates renewable electricity generation into two parts: the electricity or electrical energy produced by a renewable generator and the renewable "attributes" of that generation. (These attributes include the tons of greenhouse gas that were avoided by generating electricity from renewable resources instead of conventional fuels, such as coal, nuclear, oil, or gas.) These renewable ("green") attributes are sold separately as renewable energy certificates (RECs). One REC is issued for each megawatt-hour (MWh) unit of renewable electricity produced. The electricity that was split from

the REC is no longer considered "renewable" and cannot be counted as renewable or zero-emissions by whoever buys it.

RECs contain specific information about the renewable energy generated, including where, when, at what facility, and with what type of generation. Purchasers of RECs are buying the renewable attributes of those specific units of renewable energy, which helps offset conventional electricity generation in the region where the renewable generator is located. In Europe, the equivalent of a REC is a Guarantee of Origin (GO). There are equivalents available in other regions as well.

Scope 1 and Scope 2 GHG Emissions

Scope 1 GHG emissions are direct GHG emissions occurring from sources that are owned or controlled by the institution. Scope 1 emission sources include:

- Combustion of fuels to produce electricity, steam, heat, or power using equipment in a fixed location such as boilers, burners, heaters, furnaces, incinerators
- Combustion fuels by institution-owned cars, tractors, buses, and other transportation devices

Scope 2 GHG emissions are indirect GHG emissions that are a consequence of activities that take place within the organizational boundaries of the institution, but that occur at sources owned or controlled by another entity. Scope 2 emission sources include purchased electricity, purchased heating, purchased cooling, and purchased steam.

Scope 3 GHG Emissions

Scope 3 GHG emissions are all indirect emissions not covered in Scope 2. Consistent with the [WRI Corporate Value Chain \(Scope 3\) Standard](#), Scope 3 GHG emissions sources include:

Upstream Scope 3 emissions

- Purchased goods and services
- Capital goods
- Fuel- and energy-related activities (not included in scope 1 or scope 2)
- Upstream transportation and distribution
- Waste generated in operations
- Business travel
- Commuting (employee and student)
- Upstream leased assets

Downstream Scope 3 emissions

- Downstream transportation and distribution
- Processing of sold products
- Use of sold products
- End-of-life treatment of sold products
- Downstream leased assets
- Franchises
- Investments

Third-party verified purchased carbon offsets

Third-party verified carbon offsets are purchased from outside vendors. The Verified Carbon Standard and the Gold Standard are two organizations that provide project-level third-party certification for carbon offsets. These standards provide assurance that offsets are real, measured, permanent, verified, and beyond business-as-usual GHG emission reductions. Green- e Climate is a retail standard and certification for carbon offsets that requires use of high- quality offset project standards like VCS and Gold Standard and also provides assurances related to the accurate and exclusive sale and delivery of carbon offsets in the retail market.

Weighted campus user

“Weighted campus user” is a measurement of an institution’s population that is adjusted to accommodate how intensively certain community members use the campus. This figure is used to normalize resource consumption and environmental impact figures in order to accommodate the varied impacts of different population groups. For example, an institution where a high percentage of students live on campus would witness higher greenhouse gas emissions, waste generation, and water consumption figures than otherwise comparable non-residential institution since students’ residential impacts and consumption would be included in the institution’s totals.

STARS calculates the figure according to the following formula. Please note that users will not have to calculate this figure themselves; the result will be calculated automatically when the data are entered into the online Reporting Tool.

$$\text{Weighted campus users} = (A + B + C) + 0.75 [(D - A) + (E - B) - F]$$

- A= Number of students resident on-site
- B= Number of employees resident on-site
- C= Number of other individuals resident on-site and/or in-patient hospital beds
- D= Total full-time equivalent student enrollment
- E= Full-time equivalent of employees (staff + faculty)
- F= Full-time equivalent of students enrolled exclusively in distance education

Scoring Example: Greenhouse Gas Emissions

Part 1

Example University has completed an inventory of its greenhouse gas emissions. The inventory covers Scope 1 and Scope 2 GHG emissions and is publicly available on the institution’s website. The inventory also includes Scope 3 GHG emissions from the following categories:

- 1) Business travel
- 2) Commuting
- 3) Purchased goods and service (paper purchases)
- 4) Fuel- and energy-related activities (transmission and distribution losses)

The inventory has not been validated or verified by personnel who are independent of the GHG accounting and reporting process (internally or externally).

Components of the GHG Inventory	Points available	Points earned
Scope 1 and Scope 2 GHG emissions	1	<u>1</u>
Scope 3 GHG emissions from: <ul style="list-style-type: none"> • Business travel • Commuting • Purchased goods and services • Capital goods • Fuel- and energy-related activities • Waste generated in operations • Other sources 	0.083 each	<u>0.332</u>
Validation or verification (internal and/or third party)	0.5	<u>0</u>
Total points earned →		<u>1.332</u>

Part 2

A. Adjusted net Scope 1 and 2 greenhouse gas emissions, baseline year:

- Metric tons of Scope 1 gross GHG emissions = 48,195
- Metric tons of Scope 2 gross GHG emissions = 11,475
- Metric tons of institution-catalyzed carbon offsets generated = 650

Baseline adjusted net Scope 1 and 2 greenhouse gas emissions
 = (48,195 + 11,475) - (650)
 = 59,670 – 650
 = **59,020 MtCO₂ e**

B. Weighted campus users, baseline year:

- A. Number of students resident on-site = 5,800
- B. Number of employees resident on-site = 200
- C. Number of other individuals resident on-site and/or in-patient hospital beds = 0
- D. Total full-time equivalent student enrollment = 6,750
- E. Full-time equivalent of employees = 1,200

F. Full-time equivalent of students enrolled in exclusively in distance education = 250

$$\begin{aligned}\text{Baseline weighted campus users} &= (a + b + c) + 0.75 [(d - a) + (e - b) - f] \\ &= (5,800 + 200 + 0) + 0.75 [(6,750 - 5,800) + (1,200 - 200) - (250)] \\ &= 6,000 + 0.75 (950 + 1,000 - 250) \\ &= 6,000 + 0.75 (1,700) \\ &= \mathbf{7,275}\end{aligned}$$

C. Adjusted net Scope 1 and 2 greenhouse gas emissions, performance year:

- Metric tons of Scope 1 gross GHG emissions = 42,133
- Metric tons of Scope 2 gross GHG emissions = 11,599
- Metric tons of institution-catalyzed carbon offsets generated = 4,400

$$\begin{aligned}\text{Performance year adjusted net Scope 1 and 2 greenhouse gas emissions} &= (42,133 + 11,599) - 4,400 \\ &= 53,732 - 4,400 \\ &= \mathbf{49,332 \text{ MtCO}_2\text{e}}\end{aligned}$$

D. Weighted campus users, performance year:

- A. Number of students resident on-site = 6,000
- B. Number of employees resident on-site = 180
- C. Number of other individuals resident on-site and/or in-patient hospital beds = 0
- D. Total full-time equivalent student enrollment = 7,000
- E. Full-time equivalent of employees = 1,200
- F. Full-time equivalent of students enrolled exclusively in distance education = 350

$$\begin{aligned}\text{Performance year weighted campus users} &= (a + b + c) + 0.75 [(d - a) + (e - b) - f] \\ &= (6,000 + 180 + 0) + 0.75 [(7,000 - 6,000) + (1,200 - 180) - (350)] \\ &= 6,180 + 0.75 (1,000 + 1,020 - 350) \\ &= 6,180 + 0.75 (1,670) \\ &= \mathbf{7,432.5}\end{aligned}$$

Calculating Points Earned for Part 2

$$\begin{aligned}\text{Points earned} &= 4 \times \{ [(A/B) - (C/D)] / (A/B) \} \\ &= 4 \times \{ [(59,020 / 7,275) - (49,332 / 7,432.5)] / (59,020 / 7,275) \} \\ &= 4 \times \{ [8.11 - 6.64] / 8.11 \} \\ &= 4 \times \{ 1.47 / 8.11 \} \\ &= 4 \times 0.182 \\ &= \mathbf{0.73 \text{ points}}\end{aligned}$$

Part 3

EUI-Adjusted Floor Area

- A. Gross floor area of building space = 4,000,000 ft²
- B. Floor area of laboratory space = 80,000 ft²

- C. Floor area of healthcare space = 0 ft²
- D. Floor area of other energy intensive space = 24,000 ft²

$$\begin{aligned}
 \text{EUI-adjusted floor area} &= \{ A + [2 \times (B + C)] + D \} \\
 &= \{ 4,000,000 + [2 \times (80,000 + 0)] + 24,000 \} \\
 &= 4,000,000 + [2 \times 80,000] + 24,000 \\
 &= 4,000,000 + 184,000 \\
 &= \mathbf{4,184,000}
 \end{aligned}$$

Calculating Points Earned for Part 3

- A. Minimum performance threshold = 0.02 MtCO₂e/ ft²
- B. Adjusted net Scope 1 and 2 greenhouse gas emissions, performance year = 49,332 Mt CO₂e
- C. EUI-adjusted floor area, performance year = 4,184,000 ft²

$$\begin{aligned}
 \text{Points earned} &= 4 \times \{ [A - (B/C)] / A \} \\
 &= 4 \times \{ [0.02 - (49,332 / 4,184,000)] / 0.02 \} \\
 &= 4 \times \{ [0.02 - (.0118)] / 0.02 \} \\
 &= 4 \times \{ 0.0082 / 0.02 \} \\
 &= 4 \times 0.41 \\
 &= \mathbf{1.64} \text{ points}
 \end{aligned}$$

OP 2: Outdoor Air Quality

1 point available

A. Credit Rationale

This credit recognizes institutions that are working to protect ecosystems and human health by minimizing atmospheric pollution and protecting outdoor air quality. Conducting an inventory of air emissions is helpful in determining compliance with international conventions and national regulations, identifying significant emissions, and acting to minimize those emissions.

B. Criteria

Part 1

Institution has written policies or guidelines to improve outdoor air quality and minimize air pollutant emissions from [mobile sources](#) on campus. Policies and/or guidelines may include prohibiting vehicle idling, restrictions on the use of powered lawn care equipment, and similar strategies.

Policies and guidelines that support cleaner and more fuel-efficient fleet vehicles and more sustainable commuting options are covered by credits in the Transportation subcategory.

Policies adopted by entities of which the institution is part (e.g. government or university system) may count for Part 1 of this credit as long as the policies apply to and are followed by the institution.

Part 2

Institution has completed an inventory of [significant air emissions](#) from [stationary sources](#) on campus or else verified that no such emissions are produced. Significant emissions include nitrogen oxides (NO_x), sulfur oxides (SO_x), and other standard categories of air emissions identified in environmental permits held by the institution, international conventions, and/or national laws or regulations.

C. Applicability

This credit applies to all institutions.

D. Scoring

Each part is scored independently.

Part 1

Institutions earn the maximum of 0.5 points available for Part 1 of this credit for having policies or guidelines in place to improve outdoor air quality and minimize air pollutant emissions from mobile sources. Partial points are not available for Part 1 of this credit.

Part 2

Institutions earn the maximum of 0.5 points available for Part 2 of this credit by having completed an inventory of significant air emissions from stationary campus sources or else verified that no such emissions are produced. Partial points are not available for Part 2 of this credit.

E. Reporting Fields

Required

- Does the institution have policies and/or guidelines in place to improve outdoor air quality and minimize air pollutant emissions from mobile sources on campus (e.g. prohibiting vehicle idling, restrictions on the use of powered lawn care equipment, and similar strategies for minimizing on-site mobile emissions)?

If yes, provide:

- A brief description of the policies and/or guidelines to improve outdoor air quality and minimize air pollutant emissions from on-site mobile sources
- Has the institution completed an inventory of significant air emissions from stationary campus sources or else verified that no such emissions are produced?

If yes, provide the following:

- Weight of emissions (short tons/tonnes) for:
 - Nitrogen oxides (NO_x)
 - Sulfur Oxides (SO_x)
 - Carbon monoxide (CO)
 - Particulate matter (PM)
 - Ozone (O₃)
 - Lead (Pb)
 - Hazardous air pollutants (HAPs)
 - Ozone-depleting compounds (ODCs)
 - Other standard categories of air emissions identified in permits and/or regulations
- A brief description of the methodology(ies) the institution used to complete its air emissions inventory

Optional

- The website URL where information about the programs or initiatives is available
- Additional documentation to support the submission (upload)
- Data source(s) and notes about the submission
- Contact information for a responsible party (a staff member, faculty member, or administrator who can respond to questions regarding the data once it is submitted and available to the public)

F. Measurement

Timeframe

Part 1

Report on current programs, policies and practices at the time of submission.

Part 2

Report inventories of annual emissions completed or updated within the three years prior to the anticipated date of submission.

Sampling and Data Standards

Part 1

Not applicable

Part 2

To the extent possible, report all significant air emissions generated by stationary sources within the institutional boundary when reporting for this credit. There are a number of methodologies for measuring air emissions, including direct measurement, calculation based on site-specific data and/or published criteria, and estimation (see for example, U.S. EPA document [AP-42](#) and [tools](#)). If data for all sources and/or an entire year are not available, institutions may use representative samples.

G. Standards and Terms

Emissions inventory

An emissions inventory is a list of emissions sources and estimates of emissions from these sources.

Mobile sources

Mobile sources of air pollutants includes emissions from cars, buses, car, tractor engines, lawn care equipment, and other motor vehicles, engines and equipment that can be moved from one location to another.

Significant air emissions

Significant air emissions include sources that are regulated under international conventions and/or national laws or regulations, including those listed on environmental permits for the institution's operations. For example, according to the [Environmental Resource Center for Higher Education](#), campus operations that are regulated under the various programs of the U.S. Clean Air Act, or that may produce regulated emissions, include:

- Boilers, emergency generators, and other combustion sources
- Bakeries
- Paint booths
- Book preservation operations
- Degreasing operations
- Petroleum storage tanks
- Art studios and other production facilities
- Chillers and HVAC equipment
- Wastewater treatment plants
- Swimming pools disinfected with chlorine gas
- Ammonia refrigeration plants
- Offsite waste and recovery operations (OSWROs)
- Hospital/medical/infectious waste incinerators (HMIWIs)
- Publicly owned treatment works (POTWs)
- Pharmaceuticals production
- Printing/publishing

Stationary sources

Stationary sources of air pollutant emissions include boilers, furnaces, generators and other significant, non-moving sources of air emissions. (Generators are considered to be stationary sources, even though they may be portable).

Buildings

This subcategory seeks to recognize institutions that are taking steps to improve the sustainability performance of their buildings. Buildings are generally the largest user of energy and the largest source of greenhouse gas emissions on campuses. Buildings also use significant amounts of potable water. Institutions can design, build, and maintain buildings in ways that provide a safe and healthy indoor environment for inhabitants while simultaneously mitigating the building’s impact on the outdoor environment.

Credits

Points available: 8

OP 3	Building Operations and Maintenance*	5
OP 4	Building Design and Construction*	3

* credit does not apply to all institutions

Share your story

The My Submission section of the online Reporting Tool includes an optional reporting field for the institution to provide an overview of notable activities and accomplishments in this subcategory. This information is featured in the institution’s public report.

- A brief summary of the institution’s notable activities and accomplishments relevant to this subcategory

OP 3: Building Operations and Maintenance

5 points available

A. Credit Rationale

This credit recognizes institutions that operate and maintain their buildings in ways that protect the health of building occupants and the environment. An institution's existing building stock is typically the largest source of campus energy consumption and greenhouse gas emissions. By adopting and following a sustainable operations and maintenance framework, institutions can conserve energy and water, minimize impacts on the surrounding site, reduce waste and water consumption, promote indoor environmental quality, and support markets for environmentally preferable materials while providing healthy and productive work, learning, and living spaces. While other credits also capture many of the impacts of green buildings (e.g. on campus energy consumption and water use), this credit specifically recognizes institutions that have comprehensive sustainable operations and maintenance programs and that pursue third party certification for those programs.

B. Criteria

Institution owns and operates buildings that are:

- 1) Certified under a green building rating system for existing buildings, e.g. [LEED®](#): Building Operations + Maintenance (O+M)

And/or

- 2) Operated and maintained in accordance with published sustainable operations and maintenance guidelines and policies that include one or more of the following:
 - [Indoor air quality \(IAQ\) management](#) policy or protocol
 - Green cleaning policy, program or contract
 - Energy management or benchmarking program
 - Water management or benchmarking program

Energy and water management and benchmarking programs include dashboards, analytics tools, and other mechanisms to assess performance, set goals, create and implement action plans, and evaluate progress. See, for example [ENERGY STAR Guidelines for Energy Management](#) and [U.S. EPA Portfolio Manager](#).

Building space that meets multiple criteria listed above should not be double-counted.

Building space that is certified under a green building rating system for new construction and major renovation must also be certified under a rating system focusing on operations and maintenance to count as certified space for this credit. For example, a building that is certified under LEED: Building Design + Construction (BD+C) but not LEED: Building Operations + Maintenance (O+M) should not be counted as certified space. Sustainability in new construction and major renovation projects is covered in the *Building Design and Construction* credit.

C. Applicability

This credit applies to all institutions that have occupied building space that is eligible for certification under a green building rating system for existing buildings. See "[Eligible building space \(operations and maintenance\)](#)" in *G. Standards and Terms*.

D. Scoring

Institutions earn the maximum of 5 points available for this credit by having all eligible building space certified at the highest achievable level under a rating system for existing buildings used by an [Established Green Building Council \(GBC\)](#) in the institution’s locality, e.g. LEED O+M, certification level Platinum. Incremental points are awarded based on the percentage of building space that is certified at each level and/or maintained in accordance with sustainable operations and maintenance policies (see tables below). For example, an institution that had 100 percent of its eligible building space certified at the minimum level would earn 2.5 points for this credit, while an institution that had 50 percent of its eligible building space certified at the minimum level would earn 1.25 points.

Points for **certified space** are calculated automatically in the STARS Reporting Tool as follows:

Operations and maintenance level	Factor	Multiply	Floor area of building space certified at each level	Divide	Total floor area of building space	Equals	Points earned
Certified LEED O+M Platinum or at the highest achievable level under another GBC rating system	5	×	_____	÷	_____	=	
Certified LEED O+M Gold or at the 2nd highest level under another 4- or 5-tier GBC rating system	4		_____				
Certified at mid-level under a 3- or 5-tier GBC rating system (e.g. BREEAM-In Use, CASBEE for Existing Buildings, DGNB, Green Star Performance)	3.5		_____				
Certified LEED O+M Silver or at a step above minimum level under another 4 -or 5–tier GBC rating system	3		_____				
LEED O+M Certified or certified at minimum level under another GBC rating system	2.5		_____				
Certified at any level under a non-GBC rating system (e.g. BOMA BEST, Green Globes CIEB)	2.5		_____				
Total points earned for certified space →							Up to 5

Points for **uncertified space** are calculated automatically in the STARS Reporting Tool as follows:

$$\text{Floor area of uncertified space} = (\text{Total floor area of building space}) - (\text{Floor area of certified space})$$

Maintained under a(n):	Factor		Percentage of uncertified space maintained under each policy or program (0-100)		Floor area of uncertified space		Total floor area of building space		Points earned
Indoor air quality (IAQ) management policy or protocol	0.005	×	_____	×	_____	÷	_____	=	
Green cleaning policy, program or contract	0.005		_____						
Energy management or benchmarking program	0.005		_____						
Water management or benchmarking program	0.005		_____						
Total points earned for uncertified space →									Up to 2

E. Reporting Fields

Required

- Total floor area of building space (square feet/square metres)
- Floor area of building space that is certified at each level under a green building rating system for the operations and maintenance of existing buildings used by an Established Green Building Council (square feet/square metres):
 - Certified LEED O+M Platinum or at the highest achievable level under another GBC rating system for the operations and maintenance of existing buildings
 - Certified LEED O+M Gold or at the 2nd highest level under another 4- or 5-tier GBC rating system for the operations and maintenance of existing buildings
 - Certified at mid-level under a 3- or 5-tier GBC rating system for the operations and maintenance of existing buildings (e.g. DGNB, Green Star Performance, BREEAM-In Use, CASBEE for Existing Buildings)
 - Certified LEED O+M Silver or at a step above minimum level under another 4 -or 5–tier GBC rating system for the operations and maintenance of existing buildings

- LEED O+M Certified or certified at minimum level under another GBC rating system for the operations and maintenance of existing buildings
- Floor area of building space that is certified under a non-GBC rating system for the operations and maintenance of existing buildings, e.g. BOMA BEST, Green Globes CIEB (square feet/square metres)

If reporting certified space, provide:

- A brief description of the green building rating system(s) used and/or a list or sample of certified buildings and ratings

If reporting uncertified space:

- Of the institution's uncertified building space, what percentage of floor area is maintained in accordance with the following?
 - A published indoor air quality (IAQ) management policy or protocol (0-100)
 - A published green cleaning policy, program or contract (0-100)
 - An energy management or benchmarking program (0-100)
 - A water management or benchmarking program (0-100)

If reporting an IAQ management policy or protocol, provide:

- A copy of the IAQ management policy or protocol or the website where the policy/protocol may be found (upload or URL)

If reporting a green cleaning policy, program or contract, provide:

- A copy of the green cleaning policy or a brief description of how green cleaning is incorporated into cleaning contracts (upload or text)

If reporting an energy management or benchmarking program, provide:

- A brief description of the energy management or benchmarking program

If reporting a water management or benchmarking program, provide:

- A brief description of the water management or benchmarking program

Optional

- The website URL where information about the programs or initiatives is available
- Additional documentation to support the submission (upload)
- Data source(s) and notes about the submission
- Contact information for a responsible party (a staff member, faculty member, or administrator who can respond to questions regarding the data once it is submitted and available to the public)

F. Measurement

Timeframe

Report on the current certification status of buildings at the time of submission.

Buildings for which certification has lapsed should not be counted as certified space. Likewise, buildings for which certification is pending should not be counted as certified space; these buildings may be excluded from the calculations for this credit for up to 2 years following registration with LEED or another rating system.

Finally, buildings that have been certified under a rating system that focuses on design and construction (e.g. LEED BD+C) may be excluded from the calculations for this credit for up to 5 years following the date of certification.

Sampling and Data Standards

Include all [eligible building space \(operations and maintenance\)](#) as defined in *G. Standards and Terms* that is part of the institution's overall STARS institutional boundary. Reporting on a sample or subset of eligible building space is not allowed for this credit.

An institution may use any standard definition of floor area (e.g. ASHRAE, ANSI/BOMA, IECC), as long as it uses the same definition for both the total floor area of eligible building space and the floor area of building space that is certified and/or sustainably operated and maintained.

Buildings that are not owned by the institution and in which the institution is one of multiple tenants may be excluded. If the institution chooses to include such buildings, it must include all multi-tenant buildings that are included in the institution's overall STARS boundary (see *Institutional Characteristics*) and in which the institution is a tenant; institutions cannot choose to include some leased spaces and omit others. If an institution chooses to include leased spaces, the institution should count only the square footage of building space it occupies and not the entire building.

Buildings that the institution leases entirely (i.e. the institution is the only tenant) should be included.

G. Standards and Terms

Eligible building space (operations and maintenance)

"Eligible building space (operations and maintenance)" includes the total floor area of all building space that is eligible for certification under a rating system for existing buildings. To be included, building space must meet the minimum program requirements of a rating system for existing buildings. See, for example, [LEED O+M Minimum Program Requirements](#). Buildings that do not meet minimum program requirements and are therefore ineligible for certification under a green building rating system for existing buildings (e.g. unoccupied buildings such as parking garages, and buildings that serve less than 1 Full Time Equivalent occupant) should be excluded.

Established Green Building Council

An [Established Green Building Council](#) (GBC) has been granted 'Established' membership status by the World Green Building Council (WGBC). Rating systems for existing buildings used by Established GBCs include LEED, BREEAM, CASBEE, DGNB, Green Star, and IGBC. Further information about GBCs and rating systems/tools is available on the [WGBC website](#).

Green cleaning

Green cleaning refers to the use of cleaning products and methods that are safer for human health and the environment than conventional, chemical-based cleaning products and methods. A green cleaning program includes established policies and procedures and staff training in safe, effective and ecologically preferable cleaning practices.

Indoor air quality management

An indoor air quality (IAQ) management policy or protocol should be consistent with the U.S. Environmental Protection Agency's [Indoor Air Quality Building Education and Assessment Model \(I-BEAM\)](#) and/or ASHRAE's *Large Building Guidance on Indoor Air Quality* and include, at minimum:

- Regular auditing or monitoring,
- A mechanism for occupants to register complaints, and
- Action plans to implement any corrective measures required in response to audits, monitoring or complaints.

LEED

LEED (Leadership in Energy and Environmental Design) is described by the U.S. Green Building Council as “a voluntary, consensus-based, market-driven program that provides third-party verification of green buildings”. LEED rating systems include Building Design + Construction (BD+C), Interior Design + Construction (ID+C), Building Operations + Maintenance (O+M), and Neighborhood Development (ND).

Scoring Example: Building Operations and Maintenance

Calculating points earned for certified space

Example University owns and operates 100,000 ft² of existing, occupied building space. Of that, the following buildings that are certified under LEED O+M::

- 20,000 ft² building that is certified under LEED for Existing Buildings: O+M, certification level Silver.
- 20,000 ft² building that is certified under LEED for Existing Buildings: O+M, certification level Gold.
- 10,000 ft² building that is certified under LEED for Existing Buildings: O+M, certification level Platinum.

Operations and maintenance level	Factor	Multiply	Floor area of building space certified at each level	Divide	Total floor area of eligible building space	Equals	Points earned
LEED O+M Platinum Certified	5	×	<u>10,000</u>	÷	<u>100,000</u>	=	0.5
LEED O+M Gold Certified	4		<u>20,000</u>				0.8
LEED O+M Silver Certified	3		<u>20,000</u>				0.6
LEED O+M Certified	2.5		<u>0</u>				0
Certified at any level under a non-GBC rating system (e.g. BOMA BEST, Green Globes CIEB)	2.5		<u>0</u>				0
Total points earned for certified space →							1.9

Scoring Example: Building Operations and Maintenance

Calculating points earned for certified space

Example University owns and operates 100,000 ft² of existing, occupied building space. Of that, the following buildings that are certified under LEED O+M::

- 20,000 ft² building that is certified under LEED for Existing Buildings: O+M, certification level Silver.
- 20,000 ft² building that is certified under LEED for Existing Buildings: O+M, certification level Gold.
- 10,000 ft² building that is certified under LEED for Existing Buildings: O+M, certification level Platinum.

Operations and maintenance level	Factor	Multiply	Floor area of building space certified at each level	Divide	Total floor area of eligible building space	Equals	Points earned
LEED O+M Platinum Certified	5	×	<u>10,000</u>	÷	<u>100,000</u>	=	0.5
LEED O+M Gold Certified	4		<u>20,000</u>				0.8
LEED O+M Silver Certified	3		<u>20,000</u>				0.6
LEED O+M Certified	2.5		<u>0</u>				0
Certified at any level under a non-GBC rating system (e.g. BOMA BEST, Green Globes CIEB)	2.5		<u>0</u>				0
Total points earned for certified space →							1.9

Calculating points earned for uncertified space

In addition to the certified space reported above, Example University owns and operates the following buildings:

- 5,000 ft² building managed under an IAQ policy and a green cleaning contract
- 10,000 ft² building managed under an IAQ policy and a green cleaning contract
- 10,000 ft² building managed under an IAQ policy and a green cleaning contract
- 20,000 ft² building managed under an IAQ policy, a green cleaning contract, and an energy and water benchmarking program
- 5,000 ft² building managed under an IAQ policy, a green cleaning contract, and an energy and water benchmarking program

Floor area of uncertified space = (Total floor area of building space) - (Floor area of certified space)
 = 100,000 - 50,000
 = 50,000 ft²

Maintained under a(n):	Factor	Percentage of uncertified space maintained under each	Floor area of uncertified space	Total floor area of building	Points earned
------------------------	--------	---	---------------------------------	------------------------------	---------------

			policy or program (0-100)			space			
Indoor air quality (IAQ) management policy or protocol	0.005		<u>100</u>					0.25	
Green cleaning policy, program or contract	0.005		<u>100</u>					0.25	
Energy management or benchmarking program	0.005	×	<u>50</u>	×	<u>50,000</u>	÷	<u>100,000</u>	=	0.125
Water management or benchmarking program	0.005		<u>50</u>						0.125
Total points earned for uncertified space →								0.75	

Total points earned for the credit = 1.9 + 0.75
= 2.65

OP 4: Building Design and Construction

3 points available

A. Credit Rationale

This credit recognizes institutions that have incorporated environmental features into their design and construction projects. Decisions made during the design phase, such as where to locate the building and how it is oriented, can yield significant energy savings and reduce impacts on the site. By designing and building for enhanced indoor environmental quality (IEQ), institutions can ensure their buildings provide safe, healthy, and productive spaces for the campus community. While other credits also capture many of the impacts of green buildings (e.g. on campus energy consumption and water use), this credit recognizes institutions that have comprehensive green construction and renovation programs and that pursue third party certification of new campus buildings.

B. Criteria

Institution-owned buildings that were constructed or underwent major renovations in the previous five years are:

- 1) Certified under a green building rating system for new construction and major renovations, e.g. [LEED®](#): Building Design & Construction (BD+C)
- 2) Certified Living under the [Living Building Challenge](#)
And/or
- 3) Designed and built in accordance with published green building guidelines and policies that cover one or more of the following:
 - Impacts on the surrounding site (e.g. guidelines to reuse previously developed land, protect environmentally sensitive areas, and otherwise minimize site impacts)
 - Energy consumption (e.g. policies requiring a minimum level of energy efficiency for buildings and their systems)
 - Building-level energy metering
 - Use of environmentally preferable materials (e.g. guidelines to minimize the life cycle impacts associated with building materials)
 - Indoor environmental quality (i.e. guidelines to protect the health and comfort of building occupants)
 - Water consumption (e.g. requiring minimum standards of efficiency for indoor and outdoor water use)
 - Building-level water metering

Building space that meets multiple criteria listed above should not be double-counted.

C. Applicability

This credit applies to institutions that have new construction and renovation projects completed within the previous five years that are eligible for certification under a green building rating system for new construction. See "[Eligible building space \(design and construction\)](#)" in *G. Standards and Terms*.

D. Scoring

Institutions earn the maximum of 3 points for this credit by having all eligible building space completed during the previous five years certified at the highest achievable level under a green building rating system for new construction and major renovations used by an [Established Green Building Council \(GBC\)](#) (e.g. LEED BD+C, certification level Platinum) and/or certified Living under the Living Building Challenge. Incremental points are awarded based on the percentage of eligible building space that is certified at various levels and/or designed and constructed in accordance with green building policies or guidelines. For example, an institution that had 100 percent of its eligible building space certified at the minimum level would earn 1.5 points for this credit, while an institution that had 50 percent of its eligible building space certified at the minimum level would earn 0.75 points.

Points for this credit are calculated automatically in the STARS Reporting Tool as follows:

Design and construction level	Factor	Multiply	Floor area of building space certified at each level	Divide	Total floor area of newly constructed and renovated building space	Equals	Points earned
Certified Living under the Living Building Challenge	3.5	×	_____	÷	_____	=	
Certified LEED BD+C Platinum or at the highest achievable level under another GBC rating system	3		_____				
Certified LEED BD+C Gold or at the 2nd highest level under another 4- or 5-tier GBC rating system	2.5		_____				
Certified at mid-level under a 3- or 5-tier GBC rating system (e.g. BREEAM, CASBEE, DGNB, Green Star)	2		_____				
Certified LEED BD+C Silver or at a step above minimum level under another 4- or 5-tier GBC rating system	1.875		_____				
LEED BD+C Certified or certified at minimum level under another GBC rating system	1.5		_____				
Certified at any level under a non-GBC rating system (e.g. Green Globes NC)	1.5		_____				
Not certified, but constructed according to green building guidelines or policies	0.18 - 1.25*		_____				
Total points earned →							Up to 3

* The factor used to calculate points earned for an institution reporting floor area that is not certified, but that was designed and constructed in accordance with published green building design and construction guidelines and policies varies as follows:

Institution's published green building design and construction guidelines and policies cover:	Factor	Factor to be applied
Impacts on the surrounding site	0.18	
Energy consumption	0.18	
Building-level energy metering	0.18	
Usage of environmentally preferable materials	0.18	
Indoor environmental quality	0.18	
Water consumption	0.18	
Building-level water metering	0.18	
Total factor to be applied →		Up to 1.25

E. Reporting Fields

Required

- Total floor area of newly constructed or renovated building space (include projects completed within the previous five years) (square feet/metres)
- Floor area of newly constructed or renovated building space certified Living under the Living Building Challenge (square feet/metres)
- Floor area of newly constructed or renovated building space certified at each level under a rating system for design and construction used by an Established Green Building Council (GBC) (square feet/metres):
 - Certified LEED BD+C Platinum or at the highest achievable level under another GBC rating system for design and construction
 - Certified LEED BD+C Gold or at the 2nd highest level under another 4- or 5-tier GBC rating system for design and construction
 - Certified at mid-level under a 3- or 5-tier GBC rating system for design and construction (e.g. BREEAM, CASBEE, DGNB, Green Star)
 - Certified LEED BD+C Silver or at a step above minimum level under another 4- or 5-tier GBC rating system for design and construction
 - LEED BD+C Certified or certified at minimum level under another GBC rating system for design and construction

- Floor area of newly constructed or renovated building space certified under a non-GBC rating system for design and construction (e.g. Green Globes NC) (square feet/metres)

If reporting certified space, provide:

- A brief description of the green building rating system(s) used and/or a list of certified buildings and ratings
- Floor area of newly constructed or renovated building space that is NOT certified, but that was designed and constructed in accordance with published green building guidelines and policies (square feet/metres)

If reporting published green building guidelines or policies, provide:

- A copy of the green building guidelines or policies (text or upload)
- Do the green building guidelines or policies cover the following?
 - Impacts on the surrounding site (e.g. guidelines to reuse previously developed land, protect environmentally sensitive areas, and otherwise minimize site impacts)
 - Energy consumption (e.g. policies requiring a minimum level of energy efficiency for buildings and their systems)
 - Building-level energy metering
 - Use of environmentally preferable materials (e.g. guidelines to minimize the life cycle impacts associated with building materials)
 - Indoor environmental quality (i.e. guidelines to protect the health and comfort of building occupants)
 - Water consumption (e.g. requiring minimum standards of efficiency for indoor and outdoor water use)
 - Building-level water metering
- A brief description of the green building guidelines or policies and/or a list or sample of buildings covered
- A brief description of how the institution ensures compliance with green building design and construction guidelines and policies

Optional

- The website URL where information about the programs or initiatives is available
- Additional documentation to support the submission (upload)
- Data source(s) and notes about the submission
- Contact information for a responsible party (a staff member, faculty member, or administrator who can respond to questions regarding the data once it is submitted and available to the public)

F. Measurement

Timeframe

Report on the current certification status of buildings at the time of submission. Buildings for which certification is pending should not be counted as certified space, and these buildings may be excluded from the institution's profile for up to 2 years following registration with a rating system.

This credit focuses on buildings for which construction was completed within the five years prior to the anticipated date of submission.

Sampling and Data Standards

Include all buildings that meet the criteria for [eligible building space \(design and construction\)](#) as defined in *G. Standards and Terms*; reporting on a sample or subset of buildings is not allowed.

An institution may use any standard definition of floor area (e.g. ASHRAE, ANSI/BOMA, IECC), as long as it uses the same definition for both the total floor area of eligible building space and the floor area of building space that is certified and/or sustainably designed and constructed.

G. Standards and Terms

Eligible building space (design and construction)

“Eligible building space (design and construction)” includes the total floor area of all building space that is eligible for certification under a green building rating system for new construction and for which construction or major renovation was completed during the previous 5 years. To be included, building space must meet the minimum program requirements of a rating system for new construction and major renovations. See, for example [LEED BD+C Minimum Program Requirements](#) and other LEED ratings systems for new construction and major renovation: Core & Shell, Schools, Retail, Hospitality, Data Centers, Warehouses & Distribution Centers, Healthcare, Commercial Interiors, and Retail and Hospitality.

Projects that are not intended for occupancy and/or are designed to serve less than 1 Full Time Equivalent (FTE) occupant should be excluded (e.g. parking garages and sheds).

Established Green Building Council

An [Established Green Building Council](#) (GBC) has been granted ‘Established’ membership status by the World Green Building Council (WGBC). Rating systems for existing buildings used by Established GBCs include LEED, BREEAM, CASBEE, DGNB, Green Star, and IGBC. Further information about GBCs and rating systems/tools is available on the [WGBC website](#).

LEED

[LEED](#) (Leadership in Energy and Environmental Design) is described by the U.S. Green Building Council as “a voluntary, consensus-based, market-driven program that provides third-party verification of green buildings”. LEED rating systems include Building Design + Construction (BD+C), Interior Design + Construction (ID+C), Building Operations + Maintenance (O+M), and Neighborhood Development (ND).

Living Building Challenge

The Living Building Challenge (LBC) is a program of the [International Living Future Institute](#), a “non-governmental organization (NGO) committed to catalyzing a global transformation toward true sustainability”. The [Living Building Challenge](#), a philosophy, advocacy tool and certification program that addresses

development at all scales. It is comprised of seven performance areas (Site, Water, Energy, Health, Materials, Equity and Beauty), which are further subdivided into a total of twenty Imperatives.

Scoring Example: Building Design and Construction

Example Community College has completed construction on the following four buildings in the past three years:

- 1) A 500 m² building that was not designed and built in accordance with formal green building policies or guidelines nor certified under a green building rating system.
- 2) A 1,000 m² building that was not certified, but that was designed and built in accordance with formal green building policies or guidelines that cover all of the topics outlined in *B. Criteria*.
- 3) A 500 m² building that is certified under LEED BD+C, certification level Silver.
- 4) A 2,000 m² building that is certified under LEED BD+C, certification level Platinum.

Total eligible building space = 500 m² + 1,000 m² + 500 m² + 2,000 m² = 4,000 m²

Design and construction level	Factor	Multiply	Floor area of building space certified at each level	Divide	Total floor area of newly constructed or renovated building space	Equals	Points earned
Certified Living under the Living Building Challenge	3.5	×	0	÷	4,000	=	0
LEED BD+C Platinum Certified	3		2,000				1.5
LEED BD+C Gold Certified	2.5		0				0
LEED BD+C Silver Certified	1.875		500				0.234
LEED BD+C Certified	1.5		0				0
Certified at any level under a non-GBC rating system (e.g. Green Globes NC)	1.5		0				0
Not certified, but constructed according to green building guidelines or policies	1.25*		1,000				0.313
Total points earned →							2.05

* The factor used to calculate points earned for an institution reporting floor area that is not certified, but constructed in accordance with formal green building guidelines and policies varies based on the extent of the guidelines and policies (see *D. Scoring*).

Energy

This subcategory seeks to recognize institutions that are reducing their energy consumption through conservation and efficiency, and switching to cleaner and renewable sources of energy such as solar, wind, geothermal, and low-impact hydropower. For most institutions, energy consumption is the largest source of greenhouse gas emissions, which cause global climate change. Global climate change is having myriad negative impacts throughout the world, including increased frequency and potency of extreme weather events, sea level rise, species extinction, water shortages, declining agricultural production, ocean acidification, and spread of diseases. The impacts are particularly pronounced for vulnerable and poor communities and countries. In addition to causing global climate change, energy generation from fossil fuels, especially coal, produces air pollutants such as sulfur dioxide, nitrogen oxides, mercury, dioxins, arsenic, cadmium and lead. These pollutants contribute to acid rain as well as health problems such as heart and respiratory diseases and cancer. Coal mining and oil and gas drilling can also damage environmentally and/or culturally significant ecosystems. Nuclear power creates highly toxic and long-lasting radioactive waste. Large-scale hydropower projects flood habitats and disrupt fish migration and can involve the relocation of entire communities.

Implementing conservation measures and switching to renewable sources of energy can help institutions save money and protect them from utility rate volatility. Renewable energy may be generated locally and allow campuses to support local economic development. Furthermore, institutions can help shape markets by creating demand for cleaner, renewable sources of energy.

Credits

Points available: 10

OP 5	Building Energy Consumption	6
OP 6	Clean and Renewable Energy	4

Share your story

The My Submission section of the online Reporting Tool includes an optional reporting field for the institution to provide an overview of notable activities and accomplishments in this subcategory. This information is featured in the institution's public report.

- A brief summary of the institution's notable activities and accomplishments relevant to this subcategory

OP 5: Building Energy Consumption

6 points available

A. Credit Rationale

This credit recognizes institutions that have reduced their building energy usage.

B. Criteria

Part 1

Institution has reduced its total building energy consumption per gross square foot/metre of floor area compared to a baseline.

Part 2

Institution's annual building energy consumption is less than the [minimum performance threshold](#) of 65 Btu per gross square foot per Fahrenheit degree day (389 Btu per gross square metre per Celsius degree day).

Performance for Part 2 of this credit is assessed using [EUI-adjusted floor area](#), a figure that accounts for significant differences in energy use intensity (EUI) between types of building space (see *G. Standards and Terms*).

C. Applicability

This credit applies to all institutions.

D. Scoring

Each part is scored independently. Points earned are calculated according to the formulas below. Please note that users do not have to calculate the number of points earned themselves; points will be calculated automatically when the data listed under *E. Reporting Fields* is entered in the online Reporting Tool.

Part 1

Institutions earn the maximum of 3 points available for Part 1 of this credit by reducing building energy consumption per gross square foot/metre of floor area by 50 percent compared to a baseline. Partial points are awarded based on the reduction achieved. For example, an institution that reduced building energy consumption per gross square foot/metre of floor area by 25 percent would earn 1.5 points (half of the points available for Part 1 of this credit).

Scoring for Part 1 is based on source energy, a figure that accounts for the energy used off-site to generate and transport grid-purchased electricity and district steam/hot water to the institution. For scoring purposes, grid-purchased electricity and district steam/hot water are converted to source energy through the use of an appropriate [source-site ratio](#).

The STARS Reporting Tool calculates total building energy consumption (source energy) according to the following formula:

$$\text{Total building energy consumption (source energy)} = (A \times B) + C + (D \times E) + F$$

A = Grid-purchased electricity (MMBtu)

B = Source-site ratio for grid-purchased electricity (see *F. Measurement*)

- C = Electricity from on-site renewables (MMBtu)
- D = District steam/hot water (MMBtu)
- E = Source-site ratio for district steam/hot water (see *F. Measurement*)
- F = Energy from all other sources (MMBtu)

Points earned for Part 1 of this credit are calculated according to the formula below. STARS awards only positive points; points will not be deducted if building energy consumption per gross square foot/metre of floor area increased rather than decreased during the time period.

$$\text{Points Earned} = 6 \times \{ [(A/B) - (C/D)] / (A/B) \}$$

- A = Total building energy consumption (source energy), baseline year (MMBtu)
- B = Gross floor area of building space, baseline year (gross square feet/metres)
- C = Total building energy consumption (source energy), performance year (MMBtu)
- D = Gross floor area of building space, performance year (gross square feet/metres)

Part 2

An institution earns the maximum of 3 points available for Part 2 when its annual building energy consumption is 90 percent or more below the minimum performance threshold of 65 Btu per gross square foot per Fahrenheit degree day (389 Btu per gross square metre per Celsius degree day).

Incremental points are awarded based on the institution's performance below the threshold. For example, an institution whose annual building energy consumption per gross square foot per degree day is 35.75 Btu (i.e. 45 percent below the 65 Btu threshold) would earn 1.5 points (half of the points available for Part 2).

Scoring for Part 2 of this credit is based on site energy and an [EUI-adjusted floor area](#) figure that accounts for significant differences in energy use intensity (EUI) between types of building space.

Points earned for Part 2 of this credit are calculated according to the following formula:

$$\text{Points Earned} = 3\frac{1}{3} \times \{ [(A) - (B/C)/D] / A \}$$

- A = Minimum performance threshold (in MMBtu per square foot/metre per degree day)
- B = Total building energy consumption (site energy), performance year (MMBtu)
- C = EUI-adjusted floor area, performance year (square feet/metres)
- D = Total degree days, performance year (heating + cooling)

E. Reporting Fields

Required

Part 1

- Figures needed to determine total building energy consumption during the performance year:
 - Grid-purchased electricity, performance year (MMBtu)
 - Electricity from on-site renewables, performance year (geothermal, low-impact hydro, solar, wave/tidal, or wind installations) (MMBtu)

- District steam/hot water, performance year (MMBtu)
- Energy from all other sources (excluding transportation fuels), performance year (e.g. natural gas, fuel oil, propane/LPG, district chilled water, coal/coke, biomass) (MMBtu)
- Total building energy consumption (all sources excluding transportation fuels), performance year (MMBtu)
- Figures needed to determine total building energy consumption during the baseline year:
 - Grid-purchased electricity, baseline year (MMBtu)
 - Electricity from on-site renewables, baseline year (geothermal, low-impact hydro, solar, wave/tidal, or wind installations) (MMBtu)
 - District steam/hot water, baseline year (MMBtu)
 - Energy from all other sources (excluding transportation fuels), baseline year (e.g. natural gas, fuel oil, propane/LPG, district chilled water, coal/coke, biomass) (MMBtu)
- Total building energy consumption (all sources excluding transportation fuels), baseline year (MMBtu)
- Start date, performance year or 3-year period
- End date, performance year or 3-year period
- Start date, baseline year or 3-year period
- End date, baseline year or 3-year period
- If end date of the baseline year/period is 2004 or earlier provide:*
 - A brief description of when and why the building energy consumption baseline was adopted (e.g. in sustainability plans and policies or in the context of other reporting obligations)
- Gross floor area of building space, performance year (gross square feet/metres)
- Gross floor area of building space, baseline year (gross square feet/metres)
- Source-site ratio for grid-purchased electricity (see *F. Measurement*)

Part 2

- Heating degree days, performance year (Fahrenheit degree days, base 65 °F / Celsius degree days, base 18 °C)
- Cooling degree days, performance year (Fahrenheit degree days, base 65 °F / Celsius degree days, base 18 °C)
- Floor area of laboratory space, performance year (square feet/metres)
- Floor area of healthcare space, performance year (square feet/metres)
- Floor area of other [energy intensive space](#), performance year (square feet/metres)

Optional

- Documentation (e.g. spreadsheet or utility records) to support the performance year energy consumption figures reported above (upload)
- A brief description of any of the following energy conservation and efficiency technologies or strategies employed by the institution:

- Initiatives to shift individual attitudes and practices in regard to energy efficiency (e.g. outreach and education efforts)
- Energy use standards and controls (e.g. building temperature standards, occupancy and vacancy sensors)
- Light Emitting Diode (LED) lighting and other energy-efficient lighting strategies
- Passive solar heating, geothermal systems, and related strategies
- Co-generation, e.g. combined heat and power (CHP)
- Initiatives to replace energy-consuming appliances, equipment and systems with high efficiency alternatives (e.g. building re-commissioning or retrofit programs)
- The website URL where information about the programs or initiatives is available
- Data source(s) and notes about the submission
- Contact information for a responsible party (a staff member, faculty member, or administrator who can respond to questions regarding the data once it is submitted and available to the public)

F. Measurement

Timeframe

Performance Year

Report the most recent data available from the three years prior to the anticipated date of submission. Institutions may use the most recent single year for which data is available or an average from throughout the period. Institutions may choose the annual start and end dates that work best with the data they have (e.g. fiscal or calendar year), as long as data are reported from a consecutive 12-month (or 3-year) period.

Report degree day and building space figures from the same time period as that from which energy consumption data are drawn (e.g. the consecutive 12-month or 3-year period that most closely overlaps with the building energy consumption performance period). Institutions may use average building space from throughout the period or a snapshot at a single representative point during the period.

Baseline Year

Report data from the baseline year, which may be:

- Any year from 2005 to the present
- A baseline year, 1990 to 2004, that the institution has adopted as part of its sustainability plans or policies or in the context of other reporting obligations

Recommended best practices for defining a baseline include:

- Using the average of three consecutive years to reduce the impact of outliers.
- Using the same baseline year for multiple credits to reduce reporting requirements. For example, institutions using 2005 for all STARS credits that are baseline-based would only have to calculate baseline weighted campus user data once.
- Ensuring that baseline and performance year data are valid and reliable (e.g. that the data were gathered in the same manner)

Institutions without valid and reliable historical data should use performance year data for both the baseline and performance year. Following this approach, an institution would not be able to claim points for reductions

during its first STARS submission, but would be able to use its newly established baseline for subsequent submissions.

Institutions may choose the start and end dates that work best with the data they have (e.g. fiscal or calendar year), as long as data are reported from a consecutive 12-month (or 3-year) period.

Report degree day and building space data from the same period as that from which energy consumption data are drawn (e.g. the consecutive 12-month or 3-year period that most closely overlaps with the building energy consumption baseline period). Institutions may use average building space from throughout the period or a snapshot at a single representative point during the period.

Sampling and Data Standards

Include all building energy consumption, i.e. all stationary energy that was consumed by the institution (as the institution is defined in the overall STARS institutional boundary). Transportation fuels are excluded. Reporting on a sample or subset of buildings is not allowed for this credit.

Institutions that convert fuel on-site (e.g. on-campus cogeneration facilities and boilers) should report only the amount of fuel purchased/converted toward the total energy consumption figure, not the resulting heat, steam, hot/chilled water or electricity.

All reported energy consumption figures should be based on site energy (the amount of energy consumed by campus buildings) rather than source energy (the amount of energy consumed on campus plus the energy used off-site to generate and transport the energy to the institution). Source energy will be calculated automatically when the data listed under *E. Reporting Fields* is entered in the online Reporting Tool,

Consistent with [U.S. EPA's Portfolio Manager](#) and available national standards, the following source-site ratios (i.e. primary energy factors) are used:

Energy Source	Canada	Australasia, Latin America	Europe	U.S., Africa, Asia
Grid-purchased electricity	2.05	2.25	2.50	3.14
Electricity from on-site renewables	1	1	1	1
District steam/hot water	1.20	1.20	1.20	1.20
Energy from all other sources	1	1	1	1

Institutions located outside the U.S. and Canada that have available national or regional primary energy factors (PEFs) for grid-purchased electricity may report those figures in lieu of the above and should document the source of the data in “Data source(s) and notes about the submission”. Please note that PEFs should be calculated on the basis that the PEF for on-site renewable energy equals 1 (as opposed to zero).

To aggregate energy consumption data from multiple sources, figures should be converted into MMBtu (one million British thermal units—a standard measure of energy) using the following equivalents:

Energy Unit	MMBtu Equivalent
1 kWh	0.003412
1 MWh	3.412
1 therm	0.1
1 kBtu	0.001
1 ton-hour	0.012
1 MJ	0.000948

A unit conversion tool that includes more detailed conversion factors (e.g. for liquid fuels) is [available in the online STARS Reporting Tool](#) (.xls).

Heating and cooling degree day data should use a base of 65 °F (18 °C) and be reported for the institution’s main campus location. Degree day data may be downloaded from [DegreeDays.net](#) (global data), [Weather Data Depot](#) (U.S. data), [U.S. NOAA/National Weather Service](#) (U.S. data), or another official source of national or international weather data.

G. Standards and Terms

Degree day

Degree days are a representation of outside air-temperature data widely used to normalize the effect of outside air temperature on building energy consumption. According to [Degree Days.net](#):

“Heating degree days”, or “HDD”, are a measure of how much (in degrees), and for how long (in days), outside air temperature was lower than a specific “base temperature” (or “balance point”). They are used for calculations relating to the energy consumption required to heat buildings.

“Cooling degree days”, or “CDD”, are a measure of how much (in degrees), and for how long (in days), outside air temperature was higher than a specific base temperature. They are used for calculations relating to the energy consumption required to cool buildings.

Energy intensive space

Energy intensive space includes “laboratory space”, “healthcare space”, and “other energy intensive space”. “Other energy intensive space” is reported separately from laboratory space and healthcare space and may include data centers, food production space, non-class or open laboratories, and other facilities that the institution has determined to have an average energy use intensity (EUI) that is at least twice that of office/administrative space. Energy use intensity is a unit of measurement that represents the energy consumed by a building relative to its size, e.g. 1,000 MMBtu per square metre. For more information, see [ENERGY STAR Portfolio Manager Technical Reference: U.S. Energy Use Intensity by Property Type](#).

EUI-adjusted floor area

EUI-adjusted floor area is a figure that adjusts each institution’s actual floor area to account for significant differences in energy use intensity (EUI) between types of building space. Energy use intensity is a unit of measurement that represents the energy consumed by a building relative to its size, for example 1,000 MMBtu per square metre.

STARS calculates the figure according to the following formula. Please note that users will not have to calculate this figure themselves; the result will be calculated automatically when data are entered into the online Reporting Tool.

$$\text{EUI-adjusted floor area} = \{ A + [2 \times (B + C)] + D \}$$

- A = Gross floor area of building space (square feet/metres)
- B = Floor area of laboratory space (square feet/metres)
- C = Floor area of healthcare space (square feet/metres)
- D = Floor area of other energy intensive space (square feet/metres)

Gross floor area of building space

Gross floor area of building space refers to the total amount of building space that is included within the institutional boundary. Any standard definition of building space may be used (e.g. ASHRAE, ANSI/BOMA, IECC) as long as it is used consistently. Parking structures are included. For guidance on calculating gross square footage of a building, you may also consult [3.2.1 Gross Area](#) of the U.S. Department of Education's *Postsecondary Education Facilities Inventory and Classification Manual*.

Buildings within the overall STARS boundary that the institution leases entirely (i.e. the institution is the only tenant) should be included.

Buildings that are not owned by the institution and in which the institution is one of multiple tenants may be excluded. If the institution chooses to include such buildings, it must include all multi-tenant buildings that are included in the institution's overall STARS boundary and in which the institution is a tenant; institutions cannot choose to include some leased spaces and omit others. If an institution chooses to include leased spaces, the institution should count only the square footage of building space it occupies and not the entire building.

Healthcare space

The total amount of building space within the institutional boundary that may be categorized as "Health Care Facilities" (e.g. codes in the 800 series under the [Space Use Codes](#) in the U.S. Department of Education's *Postsecondary Education Facilities Inventory and Classification Manual*). To simplify reporting, institutions with hospitals may report all floor area within hospitals as healthcare space.

Laboratory space

The total amount of building space within the institutional boundary that may be categorized as "research laboratories" (e.g. code 250 under the [Space Use Codes](#) in the U.S. Department of Education's *Postsecondary Education Facilities Inventory and Classification Manual*). To simplify reporting, institutions may report all floor area within buildings that contain research laboratories as laboratory space.

Minimum performance threshold

Minimum performance thresholds are benchmarks against which campus performance may be assessed for scoring purposes. The thresholds used in this version of STARS were calculated at the first decile for institutions reporting under STARS 2.0 as of July 31, 2015 and rounded to the nearest hundredth. In other words, 90 percent of institutions rated under STARS 2.0 before July 31, 2015 performed better than the minimum threshold. Extreme outliers were excluded from the calculations.

Source-site ratio

Also known as "primary energy factor (PEF)", the [U.S. Environmental Protection Agency \(EPA\)](#) defines source-site ratio in the following way:

Most building managers are familiar with site energy, the amount of heat and electricity consumed by a building as reflected in utility bills. Site energy may be delivered to a facility in one of two forms: primary and/or secondary energy. Primary energy is the raw fuel that is burned to create heat and electricity, such as natural gas or fuel oil used in onsite generation. Secondary energy is the energy product (heat or electricity) created from a raw fuel, such as electricity purchased from the grid or heat received from a district steam system. A unit of primary and a unit of secondary energy consumed at the site are not directly comparable because one represents a raw fuel while the other represents a converted fuel. Therefore, in order to assess the relative efficiencies of buildings with varying proportions of primary and secondary energy consumption, it is necessary to convert these two types of energy into equivalent units of raw fuel consumed to generate that one unit of energy consumed on-site. To achieve this equivalency, EPA uses the convention of source energy.

When primary energy is consumed on site, the conversion to source energy must account for losses that are incurred in the storage, transport and delivery of fuel to the building. When secondary energy is consumed on site, the conversion must account for losses incurred in the production, transmission, and delivery to the site. The factors used to restate primary and secondary energy in terms of the total equivalent source energy units are called the source-site ratios.

Scoring Example: Building Energy Consumption

The following data describe Example University (U.S.):

- Grid-purchased electricity, baseline year = 100,000 MMBtu
- Electricity from on-site renewables = 0 MMBtu
- District steam/hot water, baseline year = 0 MMBtu
- Energy from all other sources = 60,000 MMBtu
- Gross floor area of building space, baseline year = 2,000,000 ft²
- Grid-purchased electricity, performance year = 100,000 MMBtu
- Electricity from on-site renewables = 30,000 MMBtu
- District steam/hot water, performance year = 0 MMBtu
- Energy from all other sources = 40,000 MMBtu
- Gross floor area of building space, performance year = 2,500,000 ft²
- Total degree days (HDD + CDD), performance year = 6,000 degree-days (°F)

Part 1

Source Energy

Total building energy consumption (source energy) = $(A \times B) + C + (D \times E) + F$

A = Grid-purchased electricity (MMBtu)

B = Source-site ratio for grid-purchased electricity (3.14)

C = Electricity from on-site renewables (MMBtu)

D = District steam/hot water (MMBtu)

E = Source-site ratio for district steam/hot water (1.2)

F = Energy form all other sources (MMBtu)

Points Earned for Part 1

- Total building energy consumption, baseline year (source energy) = 374,000 MMBtu
[(100,000 MMBtu grid-purchased electricity \times 3.14) + 60,000 MMBtu from other sources]
- Gross floor area of building space, baseline year = 2,000,000 ft²
- Total building energy consumption, performance year (source energy) = 384,000 MMBtu [(100,000 MMBtu grid-purchased electricity \times 3.14) + 70,000 MMBtu from other sources]
- Gross floor area of building space, performance year = 2,500,000 ft²

Points earned = $6 \times \{ [(A/B) - (C/D)] / (A/B) \}$

$$\begin{aligned}
&= 6 \times \{ [(374,000/2,000,000) - (384,000/2,500,000)] / (374,000/2,000,000) \} \\
&= 6 \times [(0.187 - 0.1536) / 0.187] \\
&= 6 \times (0.0334 / 0.187) \\
&= 6 \times 0.1786 = \mathbf{1.07} \text{ points}
\end{aligned}$$

Part 2

EUI-Adjusted Floor Area

- A. Gross floor area of building space, performance year = 2,500,000 ft²
- B. Floor area of laboratory space, performance year = 200,000 ft²
- C. Floor area of healthcare space, performance year = 0
- D. Floor area of other energy intensive space, performance year = 100,000 ft²

$$\begin{aligned}
\text{EUI-adjusted floor area} &= \{ A + [2 \times (B + C)] + D \} \\
&= \{ 2,500,000 + [2 \times (200,000 + 0)] + 100,000 \} \\
&= \{ 2,500,000 + [2 \times (200,000)] + 100,000 \} \\
&= 2,500,000 + 400,000 + 100,000 \\
&= 3,000,000 \text{ ft}^2
\end{aligned}$$

Points Earned for Part 2

- 1) Minimum performance threshold = 65 Btu per square foot per degree day (i.e. .000065 MMBtu)
- 2) Total building energy consumption, performance year = 170,000 MMBtu
- 3) EUI-adjusted floor area, performance year = 3,000,000 ft²
- 4) Total degree days (HDD + CDD), performance year = 6,000

$$\begin{aligned}
\text{Points earned} &= 3\frac{1}{3} \times \{ [(A) - (B/C)/D] / A \} \\
&= 3\frac{1}{3} \times \{ [(.000065) - (B/C)/D] / .000065 \} \\
&= 3\frac{1}{3} \times \{ [(.000065) - (170,000/3,000,000) / 6,000] / (.000065) \} \\
&= 3\frac{1}{3} \times \{ [.000065 - (.0567/6,000)] / .000065 \} \\
&= 3\frac{1}{3} \times [(.000065 - .0000094) / .000065] \\
&= 3\frac{1}{3} \times (.0000556 / .000065) = \mathbf{2.85} \text{ points}
\end{aligned}$$

$$\begin{aligned}
\text{Total Points Earned} &= 1.07 + 2.85 \\
&= 3.92 \text{ points}
\end{aligned}$$

OP 6: Clean and Renewable Energy

4 points available

A. Credit Rationale

This credit recognizes institutions that support the development and use of energy from clean and renewable sources.

B. Criteria

Institution supports the development and use of clean and renewable energy sources, using any one or combination of the following options.

- Option 1: Generating electricity from clean and renewable energy sources on campus and retaining or retiring the rights to the environmental attributes of such electricity. (In other words, if the institution has sold Renewable Energy Credits for the clean and renewable energy it generated, it may not claim such energy here.) The on-site renewable energy generating devices may be owned and/or maintained by another party as long as the institution has contractual rights to the associated environmental attributes.
- Option 2: Using renewable sources on-site to generate energy other than electricity, e.g. using biomass for heating.
- Option 3: Catalyzing the development of off-site clean and renewable energy sources (e.g. an off-campus wind farm that was designed and built to supply electricity to the institution) and retaining the environmental attributes of that energy.
- Option 4: Purchasing the environmental attributes of electricity in the form of [Renewable Energy Certificates \(RECs\)](#), [Guarantees of Origin \(GOs\)](#) or similar renewable energy products that are either [Green-e](#) Energy certified or meet Green-e Energy's technical requirements (or local equivalents) and are verified as such by a third party, or purchasing renewable electricity through the institution's electric utility through a certified green power purchasing option.

Since this credit is intended to recognize institutions that are actively supporting the development and use of clean and renewable energy, neither the electric grid mix for the region in which the institution is located nor the grid mix reported by the electric utility that serves the institution (i.e. the utility's standard or default product) count for this credit.

The following renewable systems are eligible for this credit:

- Concentrated solar thermal
- Geothermal systems that generate electricity
- Low-impact hydroelectric power
- Solar photovoltaic
- Wave and tidal power
- Wind

Biofuels from the following sources are eligible:

- Agricultural crops
- Agricultural waste
- Animal waste
- Landfill gas
- Untreated wood waste
- Other organic waste

Technologies that reduce the amount of energy used but do not generate renewable energy do not count for this credit (e.g. daylighting, passive solar design, ground-source heat pumps). The benefits of such strategies, as well as the improved efficiencies achieved through using cogeneration technologies, are captured by the *Greenhouse Gas Emissions* and *Building Energy Consumption* credits.

Transportation fuels, which are covered by the *Greenhouse Gas Emissions* and *Campus Fleet* credits, are not included.

C. Applicability

This credit applies to all institutions.

D. Scoring

Institutions earn the maximum of 4 points for this credit by obtaining energy from clean and/or renewable sources (Options 1-3) and/or by purchasing RECs/GOs or green power from the electric utility (Option 4) equivalent to 100 percent of total campus energy consumption. Incremental points are awarded based on the amount of clean and renewable energy generated or purchased compared to total campus energy consumption. For example, an institution that obtained an amount of energy from clean and renewable sources equivalent to half of its total energy consumption would earn 2 points (half of the points available for this credit).

Points for this credit are calculated automatically in the STARS Reporting Tool as follows:

Clean and renewable energy option (see Criteria)	Factor	Multiply	Energy generated or purchased that meets criteria (MMBtu)	Divide	Total energy consumption (MMBtu)	Equals	Points earned
Option 1	4	×	_____	÷	_____	=	
Option 2			_____				
Option 3			_____				
Option 4			_____				
Total points earned →							Up to 4

E. Reporting Fields

Required

- Total energy consumption (all sources, excluding transportation fuels), performance year (MMBtu)
- Total clean and renewable electricity generated on-site during the performance year and for which the institution retains or has retired the associated environmental attributes (MMBtu)

If greater than zero, provide:

- A brief description of on-site renewable electricity generating devices
- Non-electric renewable energy generated on-site, performance year (MMBtu)

If greater than zero, provide:

- A brief description of on-site renewable non-electric energy devices
- Total clean and renewable electricity generated by off-site projects that the institution catalyzed and for which the institution retains or has retired the associated environmental attributes, performance year (MMBtu)

If greater than zero, provide:

- A brief description of off-site, institution-catalyzed, renewable electricity generating devices
- Total third-party certified RECs, GOs and/or similar renewable energy products (including renewable electricity purchased through a utility-provided certified green power option) purchased during the performance year (MMBtu)

If greater than zero, provide:

- A brief description of the RECs, GOs and/or similar renewable energy products, including contract timeframes

Optional

- The website URL where information about the programs or initiatives is available
- Additional documentation to support the submission (upload)
- Data source(s) and notes about the submission
- Contact information for a responsible party (a staff member, faculty member, or administrator who can respond to questions regarding the data once it is submitted and available to the public)

Sierra magazine requests the following information from U.S. institutions that wish to share data with that organization:

- Electricity use, by source (percentage of total, 0-100). Report the institution's best estimate of the source of all electricity used, including the institution's regional grid mix (e.g. US eGRID subregion).
 - Biomass
 - Coal
 - Geothermal
 - Hydro
 - Natural gas
 - Nuclear
 - Solar photovoltaic
 - Wind
 - Other (please specify and explain)

- Energy used for heating buildings, by source (percentage of total, 0-100):
 - Biomass
 - Coal
 - Electricity
 - Fuel oil
 - Geothermal
 - Natural gas
 - Other (please specify and explain)

F. Measurement

Timeframe

Report the most recent data available from within the three years prior to the anticipated date of submission. Institutions may choose the annual start and end dates that work best with the data they have (e.g. fiscal or calendar year), as long as data are reported from a consecutive 12-month period.

Sampling and Data Standards

Report all on-site, stationary energy that was consumed by the institution (as the institution is defined in the overall STARS institutional boundary). Transportation fuels are excluded. Reporting on a sample or subset of energy generation and consumption is not allowed for this credit.

All reported energy figures should be based on site energy (the amount of energy consumed on campus) rather than source energy (the amount of energy consumed on campus plus the energy used off-site to generate and transport the energy to the institution).

Institutions that convert fuel on-site (e.g. on-campus cogeneration facilities and boilers) should report only the amount of fuel purchased/converted toward the total energy consumption figure, not the resulting heat, steam, hot/chilled water or electricity.

To aggregate energy consumption data from multiple sources, figures should be converted into MMBtu (one million British thermal units—a standard measure of energy) using the following equivalents:

Energy Unit	MMBtu Equivalent
1 kWh	0.003412
1 MWh	3.412
1 therm	0.1
1 kBtu	0.001
1 ton-hour	0.012
1 MJ	0.000948

A unit conversion tool that includes more detailed conversion factors (e.g. for liquid fuels) is [available in the online STARS Reporting Tool](#) (.xls).

G. Standards and Terms

Green-e

[Green-e](#), a program of the Center for Resource Solutions, is an independent certification and verification program for renewable energy and greenhouse gas emission reductions in the retail market. Green-e Climate is a voluntary certification program launched in 2008 that sets consumer-protection and environmental-integrity standards for greenhouse gas (GHG) emission reductions sold in the voluntary market. Green-e Energy is an independent certification and verification program for renewable energy.

Guarantees of origin

A Guarantee of Origin (GO) is a certificate issued by European energy authorities to certify that electricity was produced from renewable energy sources.

Renewable energy certificates

Green-e provides the following [definition of Renewable Energy Certificates \(RECs\)](#) (also known as green tags, renewable energy credits, renewable electricity certificates, and tradable renewable certificates):

When a renewable energy facility operates, it creates electricity that is delivered into a vast network of transmission wires, often referred to as “the grid.” The grid is segmented into regional power networks called pools. To help facilitate the sale of renewable electricity nationally, a system was established that separates renewable electricity generation into two parts: the electricity or electrical energy produced by a renewable generator and the renewable “attributes” of that generation. (These attributes include the tons of greenhouse gas that were avoided by generating electricity from renewable resources instead of conventional fuels, such as coal, nuclear, oil, or gas.) These renewable (“green”) attributes are sold separately as renewable energy certificates (RECs). One REC is issued for each megawatt-hour (MWh) unit of renewable electricity produced. The electricity that was split from the REC is no longer considered “renewable” and cannot be counted as renewable or zero-emissions by whoever buys it.

RECs contain specific information about the renewable energy generated, including where, when, at what facility, and with what type of generation. Purchasers of RECs are buying the renewable attributes of those specific units of renewable energy, which helps offset conventional electricity generation in the region where the renewable generator is located. In Europe, the equivalent of a REC is a Guarantee of Origin (GO). There are equivalents available in other regions as well.

Scoring Example: Clean and Renewable Energy

Step 1: Gather Required Data

Example College uses electricity and natural gas. During the past year, the college consumed:

- A. Total electricity: 1,000,000 kWh
- B. Total natural gas: 10,000 therms

Example College generated or purchased the following during the past year.

- C. Electricity from an on-site solar photovoltaic installation (Option 1): 250,000 kWh
- D. Renewable Energy Certificates (Option 4): 300 MWh

Step 2: Convert Energy Figures into Common Units (MMBtu)

- Total electricity consumed: $1,000,000 \text{ kWh} \times 0.003412 \text{ MMBtu/kWh} = 3,412 \text{ MMBtu}$
- Total natural gas consumed: $10,000 \text{ Therms} \times 0.1 \text{ MMBtu/Therm} = 1,000 \text{ MMBtu}$
 - Total energy consumed = $3,412 + 1,000 = \mathbf{4,412 \text{ MMBtu}}$
- Electricity from an on-site solar photovoltaic installation (Option 1):
 $250,000 \text{ kWh} \times 0.003412 \text{ MMBtu/kWh} = \mathbf{853 \text{ MMBtu}}$
- Renewable Energy Certificates (Option 4):
 $300 \text{ MWh} \times 3.412 \text{ MMBtu/MWh} = \mathbf{1,023 \text{ MMBtu}}$

Step 3: Calculate Points Earned Using MMBtu

Clean and renewable energy option (see B. Criteria)	Factor	Multiply	Energy generated or purchased that meets criteria (MMBtu)	Divide	Total energy consumption (MMBtu)	Equals	Points earned
Option 1	4	×	<u>853</u>	÷	<u>4,412</u>	=	0.77
Option 2			<u>0</u>				0
Option 3			<u>0</u>				0
Option 4			<u>1,023</u>				0.93
Total points earned →							1.7

Food & Dining

This subcategory seeks to recognize institutions that are supporting a sustainable food system. Modern industrial food production often has deleterious environmental and social impacts. Pesticides and fertilizers used in agriculture can contaminate ground and surface water and soil, which can in turn have potentially dangerous impacts on wildlife and human health. The production of animal-derived foods often subjects animals to inhumane treatment and animal products have a higher per-calorie environmental intensity than plant-based foods. Additionally, farm workers are often directly exposed to dangerous pesticides, subjected to harsh working conditions, and paid substandard wages. Furthermore, food is often transported long distance to institutions, producing greenhouse gas emissions and other pollution, as well as undermining the resiliency of local communities.

Institutions can use their purchasing power to require transparency from their distributors and find out where the food comes from, how it was produced, and how far it traveled. Institutions can use their food purchases to support their local economies; encourage safe, environmentally friendly and humane farming methods; and help eliminate unsafe working conditions and alleviate poverty for farmers. These actions help reduce environmental impacts, preserve regional farmland, improve local food security, and support fair and resilient food systems.

Dining services can also support sustainable food systems by preventing food waste and diverting food materials from the waste stream, by making low impact dining options available, and by educating its customers about more sustainable options and practices.

Credits

Points available: 8

OP 7	Food and Beverage Purchasing*	6
OP 8	Sustainable Dining*	2

* credit does not apply to all institutions

Share your story

The My Submission section of the online Reporting Tool includes an optional reporting field for the institution to provide an overview of notable activities and accomplishments in this subcategory. This information is featured in the institution's public report.

- A brief summary of the institution's notable activities and accomplishments relevant to this subcategory

OP 7: Food and Beverage Purchasing

6 points available

A. Credit Rationale

This credit recognizes institutions that are supporting sustainable food systems through their food and beverage purchases. Institutions can do this by prioritizing the purchase of environmentally and socially preferable food and beverage items. These actions reduce the social and environmental impacts of food production and help foster robust local economies and food security; improved conditions for farm workers; healthier animals, soils and waterways; and secure livelihoods for farmers.

B. Criteria

Institution and/or its primary dining services contractor conducts an inventory to identify food and beverage purchases that have the following sustainability attributes:

Attributes	Examples
<p>1) Third Party Verified. The product is ecologically sound, fair and/or humane as determined by one or more recognized food and beverage sustainability standards (see <i>G. Standards and Terms</i>).</p>	<p>Certified Organic, Fair Trade, and Humane products (irrespective of geographic origin).</p> <p>Manufactured products that carry a recognized third party label (irrespective of the percentage of ingredients that are certified).</p>
<p>2) Both Local and Community-Based. The product does not meet the criteria outlined above, but is grown, raised or caught by a community-based producer within 250 miles (400 kilometres) of the institution. All production, processing and distribution occur within 250 miles.</p> <p>This category recognizes purchases that support sustainable local food systems and communities. Products from intensive livestock operations (e.g. CAFO-permitted facilities), publicly traded corporations, and other large and geographically dispersed producers are excluded from this category.</p> <p>Distributors, bottlers and packers are not considered to be producers.</p>	<p>Single ingredient products from on-campus gardens and farms and owner-operated farms and fisheries (and cooperatives of owner-operators) for which all facilities are within 250 miles.</p> <p>Multi-ingredient and multi-source products (e.g. baked goods, jams, sauces) from local producers for which 50 percent or more of the ingredients (by weight, excluding water) are both local and community-based (or else third party verified).</p> <p>Local products sourced through a food value chain or food hub, farmers' market, farm-to-institution program, or equivalent program that aims to support a sustainable local food system.</p>

Products that meet more than one of the criteria outlined above (e.g. products from local producers that are Certified Organic) should not be double-counted.

While products with sustainability attributes may be sourced through distributors or other third parties, the attributes of distributors do not count. For example, a product purchased from a local distributor may only be considered local if the product itself meets the criteria outlined above.

Transparency in the supply chain is a fundamental component of a sustainable food system. Products without verifiable sustainability attributes do not count in either of the categories outlined above. For each product that has one or more verifiable sustainability attributes, the inventory provides (at minimum):

- Product description/type.
- Label, brand or producer.
- The category in which the product is being counted (e.g. Third Party Verified, Both Local and Community-based).
- A description of the specific sustainability attribute(s) for which it is being counted (i.e. information about the producer and any sustainability certifications or claims justifying its inclusion, e.g. “Certified Organic”, “local farm-to-institution program”).

The inventory may provide details for just those products that meet the criteria or it may be comprehensive, i.e. inclusive all purchased food and beverage products whether they meet the criteria or not. An institution may also elect to document expenditures on products that have other sustainability attributes not recognized above (e.g. local products that do not meet the “community-based” criteria, regionally sourced products, and products with [credible sustainability claims](#)). See *F. Measurement* for further guidance on conducting an inventory.

Institutions in the U.S. and Canada with students running the [Real Food Calculator](#) may upload Calculator results to fulfill the inventory requirement. Likewise, products that have been student-verified to be “[Real Food A](#)” or “[Real Food B](#)” may be counted as “third party verified or both local and community-based” (see *E. Reporting Fields*).

This credit includes food and beverage purchases for on-campus dining halls and catering services operated by the institution or the institution’s primary dining services contractor (e.g. Aramark, Bon Appétit Management Company, Chartwells, Sodexo). Outlets that are unique to the institution or its primary contractor (e.g. retail concepts developed and managed by the institution or contractor) are included. On-site franchises (e.g. national or global brands), convenience stores, vending services, and concessions may be excluded; they are covered in the *Sustainable Procurement* credit in Purchasing.

Part 1

Institution’s dining services purchase food and beverage products that are third party verified under one or more [recognized food and beverage sustainability standards](#) or both local and community-based.

Part 2

Conventional animal products comprise less than 30 percent of the institution’s total dining services food and beverage expenditures.

Conventional animal products include all meat, fish/seafood, poultry, eggs, and dairy products that are NOT third party verified or both local and community-based (as outlined in the table above).

C. Applicability

This credit applies to all institutions that have on-campus dining services operated by the institution or the institution’s primary on-site contractor.

D. Scoring

Each part is scored independently.

Part 1

Institutions earn the maximum of 4 points available for Part 1 of this credit when 75 percent of total food and beverage expenditures are on products that are third party verified or both local and community-based. Incremental points are awarded based on the percentage of total food and beverage expenditures that meet the criteria. For example, an institution with expenditures on third party verified and local community-based products totaling 18.75 percent of total food and beverage expenditures would earn 1 point (¼ of the points available).

Points for Part 1 of this credit are calculated automatically in the STARS Reporting Tool as follows:

Attributes	Factor	Multiply	Percentage of total dining services food and beverage expenditures on products that meet the criteria (0-100)	Equals	Points earned for Part 1
Third Party Verified or Both Local and Community-based	0.053	×	_____	=	

Part 2

Institutions earn the maximum of 2 points available for Part 2 of this credit by purchasing no conventional animal products. Incremental points are available based on the percentage of dining services food and beverage expenditures comprised of conventional animal products. For example, an institution for which conventional animal products comprise 15 percent of its total food purchases would earn 1 point (half of the points available for Part 2).

Points earned for Part 2 of this credit are calculated according to the formula below. STARS awards only positive points; points will not be deducted if purchases of conventional animal products exceed 30 percent of the institution’s total food and beverage expenditures.

$$\text{Points Earned} = 2 \times \{ [(100 - A) - 70] / 30 \}$$

A= Percentage of total dining services food and beverage expenditures comprised of conventional animal products (0-100)

E. Reporting Fields

Required

- Percentage of dining services food and beverage expenditures on products that are third party verified under one or more [recognized food and beverage sustainability standards](#) or both local and community-based (0-100) (Real Food Calculator users report “Real Food A” and “Real Food B” here)
- Does the institution wish to pursue Part 2 of this credit (expenditures on conventional animal products)? (If data is not available, respond “No”)

If yes, provide:

- Percentage of total dining services food and beverage expenditures on conventional animal products (meat, poultry, fish/seafood, eggs, and dairy products that are NOT third party verified or both local and community-based) (0-100)
- A brief description of the sustainable food and beverage purchasing program, including how the sustainability impacts of products in specific categories are addressed (e.g. meat, poultry, fish/seafood, eggs, dairy, produce, tea/coffee)
- An inventory of the institution’s sustainable food and beverage purchases that includes for each product: the description/type; label, brand or producer; category in which it is being counted; and a description of the sustainability attribute(s) for which it is being included (upload)
- A brief description of the methodology used to conduct the inventory, including the timeframe and how representative samples accounted for seasonal variation (if applicable)

If uploading output from the Real Food Calculator, provide:

- Percentage of total dining services expenditures on Real Food A (0-100)
- Percentage of total dining services expenditures on Real Food B (0-100)
- Which of the following food service providers are present on campus and included in the figures reported above?
 - Dining operations and catering services operated by the institution
 - Dining operations and catering services operated by a contractor
 - Student-run food/catering services
 - Franchises (e.g. national or global brands)
 - Convenience stores
 - Vending services
 - Concessions

Optional

- A brief description of purchased food and beverage products that have other sustainability attributes not recognized above (e.g. local products that do not meet the “community-based” criteria, regionally sourced products, and products with [credible sustainability claims](#))
- Additional percentage of dining services food and beverage expenditures on products with other sustainability attributes not recognized above (0-100)
- The website URL where information about the programs or initiatives is available
- Additional documentation to support the submission (upload)
- Data source(s) and notes about the submission
- Contact information for a responsible party (a staff member, faculty member, or administrator who can respond to questions regarding the data once it is submitted and available to the public)

F. Measurement

Timeframe

Report the most recent data available from within the three years prior to the anticipated date of submission.

Sampling and Data Standards

Institutions may choose to track food and beverage purchases for a 12-month consecutive period or use a representative sample that includes data from at least two full months during a 12-month consecutive period (e.g. fiscal or academic year). When using samples, institutions must accommodate seasonal and other variations in sustainable food and beverage availability and purchasing. For example, an institution could select one month in the autumn when seasonal produce is still available (e.g. September or October) and one month in the winter or early spring that falls outside the normal growing season (e.g. February or March).

G. Standards and Terms

Community-based producer

Community-based producers are independently or cooperatively owned enterprises engaged in growing, raising, harvesting, processing and/or manufacturing food or beverage products. Distributors, bottlers, and packers are excluded. Examples include owner-operated “family” farms and fisheries, cooperatives of owner-operators, artisan manufacturers (e.g. of baked goods or ice cream), and similar enterprises that are rooted in their local communities. To be considered community-based, the majority owner(s) of the enterprise must be local community members with full autonomy and decision-making authority with respect to business practices and the producer should have an annual sales volume of less than \$5 million (or less than 1 percent of the industry leader).

Publicly traded corporations, their subsidiaries and subcontractors, and other large and geographically dispersed producers are not considered to be “community-based”.

Credible sustainability claims

Consistent with the ISEAL Alliance, credible sustainability claims are clear, accurate and relevant, and are backed up by systems that are transparent and robust. For guidance in determining whether a particular claim is credible or not, visit <http://www.challengehlabel.org/>

Farm-to-institution program

Farm-to-institution (a.k.a. farm-to-table, farm-to-fork, farm-to school) programs connect community-based producers with nearby institutional purchasers like colleges and universities. See for example, the USDA’s [Farm-to-Institution Initiatives](#) and Bon Appétit Management Company’s [Farm-to-Fork](#) program.

Food value chain or food hub

Consistent with the [U.S. Department of Agriculture](#), food value chains and food hubs are defined as follows:

Food value chains represent an innovative business model in which agricultural producers, manufacturers, buyers, and other related supply chain actors form collaborative, transparent partnerships that attempt to combine product differentiation strategies with commitment to shared operational values and social mission goals. Unlike traditional corporate marketing approaches, which focus on the superior attributes of a firm’s products or services, value chains address customers’ desire to promote social improvement. They incorporate social or environmental mission values within the traditional scope of product differentiation strategies, focusing on such issues as:

- Supporting the local economy;
- Farmland preservation and viability;
- Providing humane treatment and animal welfare;
- Expanding community access to fresh food; and,

- Demonstrating environmental stewardship.

Food hubs are an important subset of food value chains. Many farmers and ranchers, especially smaller and mid-sized operations, often lack the capacity to access retail, institutional, and commercial foodservice markets on their own, and consequently miss out on the fastest growing segment of the local food market. By offering a combination of aggregation, distribution, and marketing services at an affordable price, food hubs make it possible for many producers to gain entry into new larger-volume markets that boost their income and provide them with opportunities for scaling up production.

Intensive livestock operations

Consistent with the U.S. Environmental Protection Agency (EPA), intensive livestock operations are:

...agricultural operations where animals are kept and raised in confined situations. [These operations] congregate animals, feed, manure and urine, dead animals, and production operations on a small land area. Feed is brought to the animals rather than the animals grazing or otherwise seeking feed in pastures, fields, or on rangeland.

These industrial facilities are also known as ILOs, “factory farms”, and concentrated animal feeding operations (CAFOs). Because of their potential negative impacts on water quality, air quality, human health, and animal welfare, ILOs are typically regulated by national, state or provincial authorities, e.g. departments of natural resources, water, or the environment.

Because of the prevalence of industrial livestock production in some regions, a mid-size or large scale producer of animal products should be assumed to be an intensive operation unless the institution can verify otherwise through transparent information from the producer or an appropriate national, state, or provincial permitting agency, e.g. the U.S. [National Pollutant Discharge Elimination System \(NPDES\) permit program](#). (Unlike the U.S., no federal agency in Canada has defined or set rules specific to the operation and permitting of ILOs).

In a U.S. context, see also the [NPDES Permit Writers’ Manual for CAFOs](#) and the [Regulatory Definitions of Large CAFOs, Medium CAFO, and Small CAFOs](#). In a Canadian context, see also [A Review of Selected Jurisdictions and Their Approach to Regulating Intensive Farming Operations](#) (Ontario Ministry of Agriculture, Food and Rural Affairs).

Local

Local refers to the community in which an institution is based. While recognizing that institutions may define “local” in various ways based on their context, for purposes of STARS reporting “local” may not extend beyond 250 miles (400 km) from the institution’s main campus. To the extent feasible, actual driving distance should be used to define the radius.

Real Food Calculator

The [Real Food Calculator](#) is a tool to track institutional food and beverage purchasing over time. College and university students use the Calculator as a platform for discussion and action with dining services and administrators. The Calculator is managed and hosted by the [Real Food Challenge](#), a U.S.-based campaign and network of student food activists.

The standards behind the Calculator are compiled in the [Real Food Guide](#), which defines “Real Food” as products that fulfill specific criteria at least one of four categories:

- Local and Community-Based
- Fair
- Ecologically Sound
- Humane

Each product is ranked based on how many of the four categories it qualifies for: “Real Food A” meets the criteria in more than one category (e.g. meat that is local and humane). “Real Food B” meets the criteria in only one category (e.g. produce that is ecologically sound but not local). Real Food Calculator results report the ratios of “Real Food A”, “Real Food B”, and conventional food.

Recognized food and beverage sustainability standards

Products with the following attributes may be reported as “third party verified” for the *Food and Beverage Purchasing* credit:

Ecologically Sound

- [Certified Bird Friendly](#) (coffee)
- [Certified Local Sustainable](#) (Canada)
- Certified Organic under an [IFOAM-endorsed standard](#), e.g.:
 - [Canada Organic Biologique](#)
 - [EU Organic](#)
 - [Red Mexicana de Tianguis y Mercados Orgánicos](#)
 - [USDA Certified Organic](#)
- [Demeter Certified Biodynamic](#)
- [Food Alliance Certified](#)
- [Marine Stewardship Council certified](#)
- [Monterey Bay Aquarium Seafood Watch “Green - Best Choices”](#) (if unavailable, “Yellow - Good Alternatives” and “[Recommended Eco-Certifications](#)” will count)
- [Protected Harvest Certified](#)
- [Rainforest Alliance Certified](#)
- [Salmon Safe Certified](#)
- [Sea Choice “Green - Best Choice”](#) (if unavailable, “Yellow - Some Concerns” will count)

Fair

- [Ecocert Fair Trade](#) certified (EFT)
- [Equitable Food Initiative](#) certified (EFI)
- [Fair Food Program](#) (Fair Food Standards Council / Coalition of Immokalee Workers) (tomatoes)
- [Fair for Life](#) and other IMO certifications
- [FAIRTRADE](#) Mark (e.g. [Fairtrade Canada](#), [Fairtrade America](#))

- [Fair Trade Certified](#) (Fair Trade USA)
- [FairWild Certified](#)
- [Food Justice Certified](#) (Agricultural Justice Project)
- [Small Producers' Symbol](#) (FUNDEPPO)

Humane

- [AGA-Certified Grassfed](#)
- [Animal Welfare Approved](#)
- [Certified Humane Raised and Handled](#)
- [Demeter Certified Biodynamic](#)
- [Global Animal Partnership Certified](#) (Steps 3-5+ only)
- [PCO Certified 100% Grassfed](#)

Institutions located outside the U.S. and Canada may use equivalent [credible sustainability claims and certifications](#) to identify ecologically sound, fair and humane products.

Scoring Example: Food and Beverage Purchasing

Part 1

Example College spent \$10 million on food and beverages during the past year. An inventory of those purchases reveals that:

- \$500,000 was spent on Certified Organic produce, dairy products and meat; Fairtrade coffee and chocolate, Rainforest Alliance certified tea and bananas, and Certified Humane animal products (counted as Third Party Verified)
- \$500,000 was spent on produce, dairy products and eggs purchased directly from local family farms (counted as Both Local and Community-Based)
- \$250,000 million was spent on products sourced through a local farm-to-institution program.

The College’s remaining purchases were on products that do not meet any of the credit criteria. Therefore, expenditures on products that are Third Party Verified or Both Local and Community-Based total \$1.25 million (12.5 percent of the total).

Attributes	Factor	Multiply	Percentage of total dining services food and beverage expenditures on products in each category (0-100)	Equals	Points earned
Third Party Verified or Both Local and Community-Based	0.053	×	<u>12.5</u>	=	0.6625
Total points earned for Part 1 →					0.663

Part 2

Of the above purchases, \$3 million was spent on animal products, \$0.5 million of which were Third Party Verified or Both Local and Community-Based. The remaining \$2.5 million was spent on conventional animal products (both with and without sustainability attributes). Therefore, the percentage of total dining services food purchases comprised of conventionally produced animal products = \$2.5 million ÷ \$10 million = 25 percent.

- A. Percentage of total dining services food and beverage expenditures on conventional animal products = 25 percent

$$\begin{aligned}
 \text{Points earned} &= 2 \times \{ [(100 - A) - 70] / 30 \} \\
 &= 2 \times \{ [(100 - 25) - 70] / 30 \} \\
 &= 2 \times \{ 5 / 30 \} = \mathbf{0.33} \text{ points}
 \end{aligned}$$

OP 8: Sustainable Dining

2 points available

A. Credit Rationale

This credit recognizes institutions that are supporting sustainable food systems and minimizing the impacts of their dining service operations. An institution can operate its dining services sustainably through its procurement policies and decisions, by preventing food waste and diverting food materials from the waste stream, by making low impact dining options available, and by educating its customers about more sustainable options and practices.

B. Criteria

Part 1

Institution's dining services support sustainable food systems in one or more of the following ways. The institution or its primary dining services contractor:

- Has a published sustainable dining policy;
 - Sources food from a campus garden or farm;
 - Hosts a farmers market, community supported agriculture (CSA) or fishery program, and/or urban agriculture project, or supports such a program in the local community;
 - Has a vegan dining program that makes diverse, [complete-protein vegan options](#) available to every member of the campus community at every meal;
 - Hosts low impact dining events (e.g. Meatless Mondays);
 - Hosts sustainability-themed meals (e.g. local harvest dinners);
 - Hosts a sustainability-themed food outlet on-site, either independently or in partnership with a contractor or retailer;
 - Informs customers about low impact food choices and sustainability practices through labeling and signage in dining halls;
 - Engages in outreach efforts to support learning and research about sustainable food systems;
- And/or
- Other sustainability-related initiatives (e.g. health and wellness initiatives, making culturally diverse options available)

Part 2

Institution's dining services minimize food and dining [waste](#) in one or more of the following ways. The institution or its primary dining services contractor:

- Participates in a competition or commitment program (e.g. U.S. EPA Food Recovery Challenge) and/or uses a food waste prevention system (e.g. LeanPath) to track and improve its food management practices;
- Has implemented trayless dining (in which trays are removed from or not available in dining halls) and/or modified menus/portions to reduce post-consumer food waste;

- Donates food that would otherwise go to waste to feed people;
- Diverts food materials from the landfill, incinerator or sewer for animal feed or industrial uses (e.g. converting cooking oil to fuel, on-site anaerobic digestion);
- Has a pre-consumer composting program;
- Has a post-consumer composting program;
- Utilizes reusable service ware for “dine in” meals;
- Provides reusable and/or third party certified compostable containers and service ware for “to-go” meals (in conjunction with an on-site composting program);
- Offers discounts or other incentives to customers who use reusable containers (e.g. mugs) instead of disposable or compostable containers in “to-go” food service operations;

And/or

- Other materials management initiatives to minimize waste not covered above (e.g. working with vendors and other entities to reduce waste from food packaging).

This credit includes on-campus dining operations and catering services operated by the institution and the institution’s primary dining services contractor.

C. Applicability

This credit applies to all institutions that have on-campus dining services operated by the institution or the institution’s primary on-site contractor.

D. Scoring

Each part is scored independently.

Part 1

An institution earns 0.125 points for each initiative outlined above up to the maximum of 1 point available for Part 1.

Part 2

An institution earns 0.125 points for each initiative outlined above up to the maximum of 1 point available for Part 2.

E. Reporting Fields

Required

- Do the institution’s dining services support sustainable food systems in the following ways? The institution or its primary dining services contractor:
 - Has a published sustainable dining policy.
 - Sources food from a campus garden or farm.
 - Hosts a farmers market, community supported agriculture (CSA) or fishery program, and/or urban agriculture project, or supports such a program in the local community.

- Has a vegan dining program that makes diverse, complete-protein vegan options available to every member of the campus community at every meal.
- Hosts low impact dining events (e.g. Meatless Mondays).
- Hosts sustainability-themed meals (e.g. local harvest dinners).
- Hosts a sustainability-themed food outlet on-site, either independently or in partnership with a contractor or retailer.
- Informs customers about low impact food choices and sustainability practices through labeling and signage in dining halls.
- Engages in outreach efforts to support learning and research about sustainable food systems.
- Other sustainability-related initiatives (e.g. health and wellness initiatives, making culturally diverse options available)?

For each positive response above, provide:

- A brief description of the program or initiative
- Do the institution’s dining services minimize food and dining waste in the following ways? The institutions and/or its primary dining services contractor:
- Participates in a competition or commitment program (e.g. U.S. EPA Food Recovery Challenge) and/or uses a food waste prevention system (e.g. LeanPath) to track and improve its food management practices.
 - Has implemented trayless dining (in which trays are removed from or not available in dining halls) and/or modified menus/portions to reduce post-consumer food waste.
 - Donates food that would otherwise go to waste to feed people.
 - Diverts food materials from the landfill, incinerator or sewer for animal feed or industrial uses (e.g. converting cooking oil to fuel, on-site anaerobic digestion).
 - Has a pre-consumer composting program.
 - Has a post-consumer composting program.
 - Utilizes reusable service ware for “dine in” meals.
 - Provides reusable and/or third party certified compostable containers and service ware for “to-go” meals (in conjunction with an on-site composting program).
 - Offers discounts or other incentives to customers who use reusable containers (e.g. mugs) instead of disposable or compostable containers in “to-go” food service operations.
 - Other materials management initiatives to minimize waste not covered above (e.g. working with vendors and other entities to reduce waste from food packaging)?

For each positive response above, provide:

- A brief description of the program or initiative

Optional

- The website URL where information about the programs or initiatives is available
- Additional documentation to support the submission (upload)

- Data source(s) and notes about the submission
- Contact information for a responsible party (a staff member, faculty member, or administrator who can respond to questions regarding the data once it is submitted and available to the public)

F. Measurement

Timeframe

Report on current policies or programs at the time of submission.

Sampling and Data Standards

Not applicable

G. Standards and Terms

Complete-protein vegan options

Recognizing that variety is a critical component of a nutritionally sound vegan diet, a “complete protein” vegan option must include, at minimum, two or more of the following food types: soy, whole grains, nuts and seeds, legumes.

Waste

Waste is defined as any substance or object which the institution discards, intends to discard, or is required to discard. This includes materials that are recycled, composted, donated, re-sold, or disposed of as trash.

Grounds

This subcategory seeks to recognize institutions that plan and maintain their grounds with sustainability in mind. Beautiful and welcoming campus grounds can be planned, planted, and maintained in any region while minimizing the use of toxic chemicals, protecting wildlife habitat, and conserving resources.

Credits

Points available: 3-4

OP 9	Landscape Management*	2
OP 10	Biodiversity*	1-2

* credit does not apply to all institutions

Share your story

The My Submission section of the online Reporting Tool includes an optional reporting field for the institution to provide an overview of notable activities and accomplishments in this subcategory. This information is featured in the institution's public report.

- A brief summary of the institution's notable activities and accomplishments relevant to this subcategory

OP 9: Landscape Management

2 points available

A. Credit Rationale

This credit recognizes institutions that manage their grounds sustainably. Sustainable landscape management integrates economic, social, and ecological considerations to meet human needs and maintain healthy ecosystems.

B. Criteria

Institution's grounds include areas that are managed in accordance with:

- 1) An [Integrated Pest Management](#) (IPM) program; and/or
- 2) An [organic land care standard](#) or landscape management program that has eliminated the use of inorganic fertilizers and chemical pesticides, fungicides and herbicides in favor of [ecologically preferable materials](#).

To count, an IPM program must use a four-tiered approach as outlined in *G. Standards and Terms*. Management programs that employ some IPM principles or techniques but do not include a four-tiered approach should be counted as conventional programs.

C. Applicability

This credit applies to all institutions with managed grounds comprising one or more percent of the total area of the campus.

D. Scoring

Institutions earn the maximum of 2 points available for this credit when 100 percent of campus grounds are managed in accordance with a program that has eliminated the use of inorganic fertilizers and chemical pesticides, fungicides and herbicides in favor of ecologically preferable materials. Incremental points are available based on the percentage of grounds managed in accordance with an IPM program and/or an organic program. Scoring for this credit is based on the total area of managed grounds: the sum of areas managed under conventional, IPM and organic programs.

Points for this credit are calculated automatically in the STARS Reporting Tool as follows:

Management level	Factor	Multiply	Area managed at each level	Divide	Total area of managed grounds	Equals	Points earned
Conventional program	0	×	_____	÷	_____	=	
IPM program	1		_____				
Organic program	2		_____				
Total points earned →							Up to 2

E. Reporting Fields

Required

- Total campus area (i.e. the total amount of land within the institutional boundary) (acres/hectares)
- Figures required to calculate the total area of managed grounds:
 - Area managed in accordance with an Integrated Pest Management (IPM) program that uses a four-tiered approach: 1) set action thresholds, 2) monitor and identify pests, 3) prevent or remove conditions that attract pests, 4) control (acres/hectares)
 - Area managed in accordance with an organic land care standard or landscape management program that has eliminated the use of inorganic fertilizers and chemical pesticides, fungicides and herbicides in favor of ecologically preferable materials (acres/hectares)
 - Area managed using conventional landscape management practices (which may include some IPM principles or techniques) (acres/hectares)

If the total area of managed grounds is less than the total campus area, provide:

- A brief description of any land excluded from the area of managed grounds (e.g. the footprint of buildings and impervious surfaces, experimental agricultural land, areas that are not regularly managed or maintained)

If reporting an IPM program, provide:

- A copy or brief description of the IPM plan or program (text or upload)

If reporting an organic program, provide:

- A brief description of the organic land standard or landscape management program

Optional

- A brief description of the institution's approach to the following:
 - Plant stewardship (e.g. protecting and using existing vegetation, using native and ecologically appropriate plants, controlling and managing invasive species)
 - Soil stewardship (e.g. organic soils management practices that restore and/or maintain a natural nutrient cycle and limit the use of inorganic fertilizers and chemicals)
 - Hydrology and water use (e.g. restoring and/or maintaining the integrity of the natural hydrology of the campus by promoting water infiltration, minimizing or eliminating the use of potable water for irrigation, and/or protecting/restoring riparian, wetland, and shoreline habitats and lost streams)
 - Materials management and waste minimization (e.g. composting and/or mulching on-site waste)
 - Energy-efficient landscape design (e.g. the placement and selection of shade trees and wind breaks and the use of vegetation and reflective materials to reduce heat islands)
 - Other sustainable landscape management practices (e.g. use of environmentally preferable landscaping materials, initiatives to reduce the impacts of ice and snow removal, wildfire prevention)
- The website URL where information about the programs or initiatives is available

- Additional documentation to support the submission (upload)
- Data source(s) and notes about the submission
- Contact information for a responsible party (a staff member, faculty member, or administrator who can respond to questions regarding the data once it is submitted and available to the public)

F. Measurement

Timeframe

Report on current program(s) and practices at the time of submission.

Sampling and Data Standards

An institution may exclude the footprint of buildings and impervious surfaces, experimental agricultural land, and land that is not regularly managed or maintained from the area of managed grounds as long as such areas are excluded consistently.

To simplify reporting, an institution may elect to account for the footprint of a building or facility and associated impervious surfaces such as sidewalks and parking areas based on how the entire site is managed as long as the same methodology is used consistently for all managed areas. For example, if the Housing Department uses integrated pest management to maintain four acres that include residence halls and paved surfaces as well as associated grounds, all four acres may be counted toward the “area managed in accordance with an IPM program” as long as all managed areas are counted the same way.

G. Standards and Terms

Ecologically preferable materials

Ecologically preferable materials may include [OMRI Listed products](#) (Organic Materials Review Institute) and/or products listed/certified by an [IFOAM-endorsed standard](#).

Integrated pest management

Integrated pest management (IPM) uses a combination of biological, cultural, physical/mechanical and chemical management tools to solve pest problems while minimizing risks to people and the environment. Although every IPM program is different, successful programs use the same four-tiered approach: 1) set action thresholds, 2) monitor and identify pests, 3) prevent or remove conditions that attract pests, and 4) control. For more information, see the U.S. Environmental Protection Agency’s [IPM factsheet](#).

Organic land care standard

Organic land care standards include:

- An organic land care standard or participatory guarantee system endorsed by [IFOAM](#) (International Federation of Organic Agriculture Movements)
- The SOUL [Organic Land Care Standard](#)
- The Northeast Organic Farming Association’s [Standards for Organic Land Care](#)
- CCOF Tilth’s [Organic Land Care Policies & Standards](#)

Scoring Example: Landscape Management

The total campus area of Example University comprises 50 acres, all of which are regularly managed. The grounds are managed by three separate departments: Athletics, Housing, and Facilities Management. The Athletics department manages 5 acres of grounds using conventional landscape management techniques and does not follow an IPM program. The Housing department, which manages 20 acres of grounds, follows an IPM program. The Facilities Management department manages 24 acres following an IPM program. Facilities Management also oversees a 1 acre campus garden that is managed without the use of any inorganic fertilizers or chemicals.

Management level	Factor	Multiply	Area managed at each level	Divide	Total area of managed grounds	Equals	Points earned
Conventional program	0	×	<u>5</u>	÷	<u>50</u>	=	0
IPM program	1		<u>44</u>				0.88
Organic program	2		<u>1</u>				0.04
Total points earned →							0.92

OP 10: Biodiversity

1-2 points available

A. Credit Rationale

This credit recognizes institutions that have a biodiversity management strategy designed to identify vulnerable ecosystems and species on campus and prevent, manage, and/or remediate damage to natural habitats and sensitive areas. Identifying and protecting the integrity of natural ecosystems can enhance the surrounding environment and improve the quality of campus and community life.

B. Criteria

Institution conducts one or both of the following:

- An assessment to identify [endangered and vulnerable species](#) (including migratory species) with habitats on institution-owned or -managed land;

And/or

- An assessment to identify [environmentally sensitive areas](#) on institution-owned or -managed land.

The institution has plans or programs in place to protect or positively affect the species, habitats and/or environmentally sensitive areas identified.

Assessments conducted and programs adopted by other entities (e.g. government, university system, NGO) may count for this credit as long as the assessments and programs apply to and are followed by the institution.

C. Applicability

This credit applies to all institutions with managed grounds comprising one or more percent of the total area of the campus.

D. Scoring

This credit is weighted more heavily for institutions that own or manage land that includes or is adjacent to any of the following:

- Legally [protected areas](#) (e.g. IUCN Category I-VI)
- Internationally recognized areas (e.g. World Heritage, Ramsar, Natura 2000)
- Priority sites for biodiversity (e.g. Key Biodiversity Areas, Alliance for Zero Extinction sites)
- Regions of conservation importance (e.g. Endemic Bird Areas, Biodiversity Hotspots, High Biodiversity Wilderness Areas)

2 points are available for this credit if the institution owns or manages land that includes or is adjacent to any of the above. 1 point is available for this credit for all other institutions. Please note that users do not have to calculate the number of points available themselves; points available will be calculated automatically when the relevant information is reported in the online Reporting Tool.

An institution earns the available points for conducting an assessment or assessments to identify endangered and vulnerable species and/or environmentally sensitive areas and for having plans or programs in place to

protect or positively affect any species, habitats and/or environmentally sensitive areas identified. Partial points are not available for this credit.

E. Reporting Fields

Required

- Does the institution own or manage land that includes or is adjacent to legally protected areas, internationally recognized areas, priority sites for biodiversity, or regions of conservation importance (e.g. IUCN Category I-VI, World Heritage, Ramsar, Natura 2000, Key Biodiversity Areas, Alliance for Zero Extinction sites, Endemic Bird Areas, Biodiversity Hotspots, High Biodiversity Wilderness Areas)?

If yes, provide:

- A brief description of the legally protected areas, internationally recognized areas, priority sites for biodiversity, and/or regions of conservation importance
- Has the institution conducted an assessment or assessments to identify endangered and vulnerable species (including migratory species) with habitats on institution-owned or –managed land?
- Has the institution conducted an assessment or assessments to identify environmentally sensitive areas on institution-owned or –managed land?

If yes to either of the above, provide:

- The methodologies used to identify endangered and vulnerable species and/or environmentally sensitive areas (including most recent year assessed) and any ongoing assessment and monitoring mechanisms
 - A brief description of identified species, habitats and/or environmentally sensitive areas
 - A brief description of plans or programs in place to protect or positively affect identified species, habitats and/or environmentally sensitive areas

Optional

- The website URL where information about the programs or initiatives is available
- Additional documentation to support the submission (upload)
- Data source(s) and notes about the submission
- Contact information for a responsible party (a staff member, faculty member, or administrator who can respond to questions regarding the data once it is submitted and available to the public)

F. Measurement

Timeframe

Report on current programs and the most recent assessment(s) completed or updated within the three years prior to the anticipated date of submission.

Sampling and Data Standards

Institutions may identify legally protected areas, internationally recognized areas, priority sites for biodiversity, and regions of conservation importance using the [Integrated Biodiversity Assessment Tool \(IBAT\) for Research & Conservation Planning](#), the [U.S. Information, Planning, and Conservation \(IPaC\) decision support system](#), or an equivalent resource or study.

G. Standards and Terms

Endangered and vulnerable species

Endangered and vulnerable species include, at minimum, [International Union for Conservation of Nature and Natural Resources \(IUCN\) Red List](#) and national conservation list species at the following levels of extinction risk: Critically endangered, Endangered, Vulnerable, Near threatened, Least concern.

Environmentally sensitive areas

Consistent with the [U.S. Department of Agriculture](#), environmentally sensitive areas are defined as:

Those land or water areas containing ecosystems, possibly but not necessarily rare, that are sensitive to external stimuli which may disturb their balance, especially in an irreversible direction.

Environmentally sensitive areas include, but are not limited to:

- Legally protected areas (IUCN Category I-VI)
- Internationally recognized areas (World Heritage, Ramsar, Natura 2000)
- Priority sites for biodiversity (Key Biodiversity Areas, Alliance for Zero Extinction sites)
- Regions of conservation importance (Endemic Bird Areas, Biodiversity Hotspots, High Biodiversity Wilderness Areas)
- Other ecosystems and habitat types that have unique or significant value to plant and/or animal species; are at risk of disappearing or being degraded; and/or are of cultural significance.

Protected areas

Consistent with the [International Union for Conservation of Nature \(IUCN\)](#):

A protected area is a clearly defined geographical space, recognised, dedicated and managed, through legal or other effective means, to achieve the long term conservation of nature with associated ecosystem services and cultural values. (IUCN Definition 2008)

Protected areas include areas managed mainly for:

- I. Strict protection [Ia) Strict nature reserve and Ib) Wilderness area]
- II. Ecosystem conservation and protection (i.e., National park)
- III. Conservation of natural features (i.e., Natural monument)
- IV. Conservation through active management (i.e., Habitat/species management area)
- V. Landscape/seascape conservation and recreation (i.e., Protected landscape/seascape)
- VI. Sustainable use of natural resources (i.e., Managed resource protected area)

Purchasing

This subcategory seeks to recognize institutions that are using their purchasing power to help build a sustainable economy. Collectively, institutions spend many billions of dollars on goods and services annually. Each purchasing decision represents an opportunity for institutions to choose environmentally and socially preferable products and services and support companies with strong commitments to sustainability.

Credits **Points available: 6**

OP 11	Sustainable Procurement	3
OP 12	Electronics Purchasing	1
OP 13	Cleaning and Janitorial Purchasing	1
OP 14	Office Paper Purchasing	1

Share your story

The My Submission section of the online Reporting Tool includes an optional reporting field for the institution to provide an overview of notable activities and accomplishments in this subcategory. This information is featured in the institution’s public report.

- A brief summary of the institution’s notable activities and accomplishments relevant to this subcategory

OP 11: Sustainable Procurement

3 points available

A. Credit Rationale

This credit recognizes institutions that apply sustainability criteria when making procurement decisions. Each purchasing decision an institution makes represents an opportunity to choose environmentally and socially preferable products and services, to support companies with strong commitments to sustainability, and to support just and resilient local economies.

B. Criteria

Part 1

Institution has written policies, guidelines or directives that seek to support sustainable purchasing across commodity categories institution-wide, for example:

- A stated preference for post-consumer recycled or bio-based content or to otherwise minimize the negative environmental impacts of products and services.
- A stated intent to support [disadvantaged businesses](#), [social enterprises](#) and/or local community-based businesses or otherwise support positive social and economic impacts and minimize negative impacts.
- A vendor code of conduct or equivalent policy that sets expectations about the social and environmental responsibility of the institution's business partners (i.e. product and service providers).

Part 2

Institution employs [Life Cycle Cost Analysis](#) (LCCA) as a matter of policy and practice when evaluating energy- and water-using products, systems and building components (e.g. HVAC systems). Practices may include structuring RFPs so that vendors compete on the basis of lowest total cost of ownership (TCO) in addition to (or instead of) purchase price.

Please note that LCCA is a method for assessing the *total cost of ownership* over the life cycle of a product or system (i.e. purchase, installation, operation, maintenance, and disposal). Life Cycle Assessment (LCA), by contrast, is a method for assessing the *environmental impacts* of a product or service over its life cycle. While LCAs may inform the sustainability criteria recognized in Part 3 of this credit, Part 2 specifically recognizes institutions that employ LCCA.

Part 3

Institution has published sustainability criteria to be applied when evaluating products and services in one or more of the following categories. The criteria address the specific sustainability challenges and impacts associated with products and services in each category, e.g. by requiring or giving preference to multi-criteria sustainability standards, certifications and labels appropriate to the category.

Category	Examples
1) Chemically intensive products and services (e.g. building and facilities maintenance, cleaning and sanitizing, landscaping and grounds maintenance)	<ul style="list-style-type: none"> Published measures to minimize the use of chemicals. A stated preference for green cleaning services and third party certified products.
2) Construction and renovation (e.g. furnishings and building materials).	<ul style="list-style-type: none"> A stated preference for materials that meet LEED requirements.
3) Information technology (IT) (e.g. computers, imaging equipment, mobile phones, data centers and cloud services)	<ul style="list-style-type: none"> Published measures to reduce the demand for equipment. A stated preference for ENERGY STAR or EPEAT registered products.
4) Food services (i.e. franchises, vending services, concessions, convenience stores) (Note that dining halls and catering services operated by the institution or the institution's primary dining services contractor are covered in Food & Dining).	<ul style="list-style-type: none"> Including sustainability objectives in contracts with on-site franchises. Requiring that franchises pay a living wage to employees.
5) Garments and linens	<ul style="list-style-type: none"> Published labor and human rights standards that suppliers must meet.
6) Professional services (e.g. architectural, engineering, public relations, financial)	<ul style="list-style-type: none"> A stated preference for disadvantaged or community-based service providers. A stated preference for B Corporations.
7) Transportation and fuels (e.g. travel, vehicles, delivery services, long haul transport, generator fuels, steam plants)	<ul style="list-style-type: none"> Published measures to minimize the size of the campus fleet or otherwise reduce the impacts of travel or transport. A stated preference for clean and renewable technologies.
8) Wood and paper	<ul style="list-style-type: none"> A stated preference for post-consumer recycled, agricultural residue or third party certified content. A stated preference for FSC certified printing services.
9) Other commodity categories that the institution has determined to have significant sustainability impacts	<ul style="list-style-type: none"> Strategies designed to address the specific impacts of the commodities, e.g. a stated preference for relevant multi-criteria sustainability standards.

Policies and directives adopted by entities of which the institution is part (e.g. government or the university system) may count for this credit as long as the policies apply to and are followed by the institution.

C. Applicability

This credit applies to all institutions.

D. Scoring

Each part is scored independently.

Part 1

An institution earns 0.5 points for Part 1 of this credit for having written policies, guidelines or directives that seek to support sustainable purchasing across commodity categories, institution-wide. Partial points are not available for Part 1.

Part 2

An institution earns 1 point for Part 2 of this credit for employing Life Cycle Cost Analysis (LCCA) as a matter of policy and standard practice when evaluating all energy- and water-using products and systems. Partial points are available for institutions that employ LCCA less comprehensively. For example, an institution that employs LCCA for certain types of systems or projects and not others would earn 0.5 points (half of the points available for Part 2).

Part 3

Institution earns 0.25 for each category of products and services for which it has published sustainability criteria. A maximum of 1.5 points are available for Part 1.

E. Reporting Fields

Required

- Does the institution have written policies, guidelines or directives that seek to support sustainable purchasing across commodity categories institution-wide (e.g. a stated preference for post-consumer recycled or bio-based content; a stated intent to support disadvantaged businesses, social enterprises and/or local community-based businesses; or a vendor code of conduct?

If yes, provide:

- A copy of the policies, guidelines or directives (text or upload)
- Does the institution employ Life Cycle Cost Analysis (LCCA) when evaluating energy- and water-using products and systems?

If yes:

- Which of the following best describes the institution's use of LCCA?
 - Institution employs LCCA as a matter of policy and standard practice when evaluating all energy- and water-using products, systems and building components.
 - Institution employs LCCA less comprehensively, e.g. for certain types of systems or projects and not others
- A brief description of the LCCA policy and/or practices

- Does the institution have published sustainability criteria to be applied when evaluating products and services in the following categories? (The criteria address the specific sustainability challenges and impacts associated with products and services in each category, e.g. by requiring or giving preference to multi-criteria sustainability standards, certifications and labels appropriate to the category.)
 - Chemically intensive products and services (e.g. building and facilities maintenance, cleaning and sanitizing, landscaping and grounds maintenance)
 - Construction and renovation (e.g. furnishings and building materials)
 - Information technology (IT) (e.g. computers, imaging equipment, mobile phones, data centers and cloud services)
 - Food services (i.e. franchises, vending services, concessions, convenience stores)
 - Garments and linens
 - Professional services (e.g. architectural, engineering, public relations, financial)
 - Transportation and fuels (e.g. travel, vehicles, delivery services, long haul transport, generator fuels, steam plants)
 - Wood and paper
 - Other commodity categories that the institution has determined to have significant sustainability impacts

For each positive response above, provide:

- A brief description of the published sustainability criteria relevant to the category

Optional

- The website URL where information about the programs or initiatives is available
- Additional documentation to support the submission (upload)
- Data source(s) and notes about the submission
- Contact information for a responsible party (a staff member, faculty member, or administrator who can respond to questions regarding the data once it is submitted and available to the public)

F. Measurement

Timeframe

Report on current policies and practices at the time of submission.

Sampling and Data Standards

Not applicable

G. Standards and Terms

Disadvantaged businesses

A disadvantaged business is a community-based business that is:

- At least 51 percent owned, managed and controlled by members of socially and/or economically disadvantaged groups. Examples include minority-owned and women-owned businesses.

And/or

- Located in an economically distressed area and for which local residents comprise 30 percent or more of all employees.

ENERGY STAR

[ENERGY STAR](#) is a U.S. Environmental Protection Agency program that includes frameworks to certify energy efficient buildings and products, and Portfolio Manager, an online tool to benchmark the energy and water performance of buildings.

EPEAT

[EPEAT](#) is a certification for computers and other electronic products. The standard's evaluation criteria include: energy efficiency, reduction and elimination of environmentally sensitive materials, materials selection, design for end-of-life, product longevity and life cycle extension, end-of-life management, corporate performance, and packaging characteristics. EPEAT currently registers products in 41 countries and regions.

Forest Stewardship Council

The [Forest Stewardship Council \(FSC\)](#) is an independent, non-profit organization that protects forests for future generations. FSC Chain-of-Custody certification traces the path of products from forests through the supply chain, verifying that FSC-certified material is identified or kept separated from non-certified material throughout the chain. FSC Forest Management certification confirms that a specific area of forest is being managed in line with the [FSC Principles and Criteria](#).

LEED

[LEED](#) (Leadership in Energy and Environmental Design) is described by the U.S. Green Building Council as “a voluntary, consensus-based, market-driven program that provides third-party verification of green buildings”. LEED rating systems include Building Design + Construction (BD+C), Interior Design + Construction (ID+C), Building Operations + Maintenance (O+M), and Neighborhood Development (ND).

Life Cycle Cost Analysis

Total cost of ownership (TCO) estimates the total life cycle direct and indirect costs of an asset in a single monetary figure. Life Cycle Cost Analysis (LCCA) is the process used to estimate an asset's TCO. In addition to purchase price, LCCA incorporates future costs such as maintenance, replacement of parts, energy use and disposal, and evaluates them on the basis of Net Present Value. LCCA can also be used to incorporate environmental and social life cycle costs, such as the cost of purchasing pollution offsets or monitoring labor practices.

Social enterprises

Consistent with [Social Enterprise Europe](#), social enterprises are defined as “businesses whose prime purpose is social, who operate ethically and are democratically owned and governed.” Social enterprises may include, but are not limited to, organizations that are nominally part of the social and solidarity economy, e.g. fair and ethical trade organizations, self-help organizations, and cooperatives.

OP 12: Electronics Purchasing

1 point available

A. Credit Rationale

This credit recognizes institutions that are supporting markets for environmentally preferable computers and other electronic products.

B. Criteria

Institution purchases [EPEAT](#) registered products for desktop and notebook/laptop computers, displays, thin clients, tablets/slates, televisions and imaging equipment (copiers, digital duplicators, facsimile machines, mailing machines, multifunction devices, printers and scanners).

This credit does not include servers, smartphones, or specialized equipment for which no EPEAT certified products are available.

C. Applicability

This credit applies to all institutions.

D. Scoring

Institutions earn the maximum of 1 point available for this credit for purchasing exclusively EPEAT Gold computers, tablets/slates, televisions and imaging equipment. Incremental points are awarded based on the percentage of purchased products that are EPEAT registered at each level. For example, an institution that purchased 50 percent EPEAT Gold and 50 percent non-certified products would earn 0.5 points (half of the points available).

Points for this credit are calculated automatically in the STARS Reporting Tool as follows:

EPEAT registration level	Factor	Multiply	Expenditures on EPEAT registered electronics	Divide	Total expenditures on electronics	Equals	Points earned
Bronze	0.33	×	_____	÷	_____	=	
Silver	0.67		_____				
Gold	1		_____				
Total points earned →							Up to 1

E. Reporting Fields

Required

- Total expenditures on desktop and laptop computers, displays, thin clients, tablets/slates, televisions, and imaging equipment (copiers, digital duplicators, facsimile machines, mailing machines, multifunction devices, printers and scanners) (US/Canadian dollars)
- Expenditures on EPEAT Gold registered products (US/Canadian dollars)
- Expenditures on EPEAT Silver registered products (US/Canadian dollars)
- Expenditures on EPEAT Bronze registered products (US/Canadian dollars)
- Do the figures reported above include leased equipment?
- A brief description of the time period from which the figures reported above are drawn (i.e. one-year time period or representative sample)

Optional

- The website URL where information about the programs or initiatives is available
- Additional documentation to support the submission (upload)
- Data source(s) and notes about the submission
- Contact information for a responsible party (a staff member, faculty member, or administrator who can respond to questions regarding the data once it is submitted and available to the public)

F. Measurement

Timeframe

Report the most recent data available from within the three years prior to the anticipated date of submission.

Sampling and Data Standards

Institutions may track purchases over a one-year time period or take a [representative sample](#) to determine the EPEAT level of electronic equipment purchases. When using a sample, institutions should strive to ensure that the sample recognizes seasonal and other variations that influence purchasing behavior.

G. Standards and Terms

EPEAT

[EPEAT](#) is a certification for computers and other electronic products. The standard's evaluation criteria include: energy efficiency, reduction and elimination of environmentally sensitive materials, materials selection, design for end-of-life, product longevity and life cycle extension, end-of-life management, corporate performance, and packaging characteristics. EPEAT currently registers products in 41 countries and regions.

Scoring Example: Electronics Purchasing

Example College spent **\$100,000** on computers, copiers and printers last year. Of that, **\$50,000** was spent on EPEAT Gold products, **\$25,000** was spent on EPEAT Silver products, and \$25,000 was spent on products that were not EPEAT registered.

EPEAT registration level	Factor	Multiply	Expenditures on EPEAT registered electronics	Divide	Total expenditures on electronics	Equals	Points earned
Bronze	0.33	×	<u>0</u>	÷	<u>100,000</u>	=	0
Silver	0.67		<u>25,000</u>				0.17
Gold	1		<u>50,000</u>				0.5
Total points earned →							0.67

OP 13: Cleaning and Janitorial Purchasing

1 point available

A. Credit Rationale

This credit recognizes institutions that purchase green cleaning and janitorial products. By switching to non-toxic cleaning products, institutions reduce exposure impacts for all building occupants and the environment, thereby promoting clean and healthy work, living, and learning spaces.

B. Criteria

Institution's main cleaning or housekeeping department(s) and/or contractor(s) purchase cleaning and janitorial paper products that meet one or more of the following criteria:

- [Forest Stewardship Council](#) (FSC) certified
- [Green Seal](#) certified
- [UL ECOLOGO](#) certified
- [U.S. EPA Safer Choice](#) labeled (formerly Design for the Environment)
- Local equivalents for institutions outside the U.S. and Canada

Cleaning products include general purpose bathroom, glass and carpet cleaners; degreasing agents; biologically-active cleaning products (enzymatic and microbial products); floor-care products (e.g. floor finish and floor finish strippers); hand soaps and hand sanitizers, disinfectants, and metal polish and other specialty cleaning products.

Janitorial paper products include toilet tissue, tissue paper, paper towels, hand towels, and napkins.

Other janitorial products and materials (e.g. cleaning devices that use only ionized water or electrolyzed water) should be excluded from both total expenditures and expenditures on environmentally preferable products to the extent feasible.

C. Applicability

This credit applies to all institutions.

D. Scoring

Institutions earn the maximum of 1 point available for this credit by purchasing exclusively green cleaning and janitorial paper products. Incremental points are awarded based on the percentage of expenditures on cleaning and janitorial products that meet the credit criteria. For example, if 50 percent of cleaning product expenditures were on Green Seal certified products and half were on conventional products, an institution would earn 0.5 points (half of the points available).

Points for this credit are calculated automatically in the STARS Reporting Tool as follows:

Factor	Multiply	Expenditures on certified green cleaning and janitorial paper products	Divide	Total expenditures on cleaning and janitorial paper products	Equals	Total points earned
1	×	_____	÷	_____	=	Up to 1

E. Reporting Fields

Required

- Total expenditures on cleaning products (US/Canadian dollars)
- Expenditures on cleaning products that are Green Seal or UL ECOLOGO certified and/or Safer Choice labeled (or local equivalents for institutions outside the U.S. and Canada) (US/Canadian dollars)
- Total expenditures on janitorial paper products (US/Canadian dollars)
- Expenditures on janitorial paper products that are FSC, Green Seal, and/or UL ECOLOGO certified (or local equivalents for institutions outside the U.S. and Canada) (US/Canadian dollars)
- A brief description of the time period from which the figures reported above are drawn (i.e. one-year time period or representative sample)

Optional

- The website URL where information about the programs or initiatives is available
- Additional documentation to support the submission (upload)
- Data source(s) and notes about the submission
- Contact information for a responsible party (a staff member, faculty member, or administrator who can respond to questions regarding the data once it is submitted and available to the public)

F. Measurement

Timeframe

Report the most recent data available from within the three years prior to the anticipated date of submission.

Sampling and Data Standards

Include purchases made by all major housekeeping or cleaning departments, including outsourced or contracted service providers.

Institutions may track purchases over a one-year time period or take a [representative sample](#) to determine the percentage of expenditures on green cleaning and janitorial products. When using a sample, institutions should strive to ensure that the sample recognizes seasonal and other variations that influence purchasing behavior.

G. Standards and Terms

Forest Stewardship Council

The [Forest Stewardship Council \(FSC\)](#) is an independent, non-profit organization that protects forests for future generations. FSC Chain-of-Custody certification traces the path of products from forests through the supply chain, verifying that FSC-certified material is identified or kept separated from non-certified material throughout the chain. FSC Forest Management certification confirms that a specific area of forest is being managed in line with the [FSC Principles and Criteria](#).

Green Seal

[Green Seal](#) is an independent non-profit organization “dedicated to safeguarding the environment and transforming the marketplace by promoting the manufacture, purchase, and use of environmentally responsible products and services”. Green Seal certification is based on multi-attribute environmental standards that meet the ISO 14024 standards for eco-labeling.

Safer Choice label

Formerly known as Design for the Environment (DfE), the [Safer Choice label](#) is the U.S. Environmental Protection Agency’s program to identify products with safer chemical ingredients.

UL ECOLOGO

The [UL Environment ECOLOGO](#) program certifies products, services and packaging for reduced environmental impact. ECOLOGO Certifications are voluntary, multi-attribute, lifecycle based environmental certifications that meet the ISO 14024 standards for eco-labeling.

Scoring Example: Cleaning and Janitorial Purchasing

Example Community College spent \$1,000 on cleaning and janitorial paper products last year. Of that, \$850 was spent on Green Seal certified products.

Factor	<i>Multiply</i>	Expenditures on green cleaning and janitorial paper products	<i>Divide</i>	Total expenditures on cleaning and janitorial paper products	<i>Equals</i>	Total points earned
1	×	<u>850</u>	÷	<u>1,000</u>	=	0.85

OP 14: Office Paper Purchasing

1 point available

A. Credit Rationale

This credit recognizes institutions that purchase recycled-content and third party certified office paper. By supporting markets for environmentally preferable paper, institutions contribute to conservation of water, energy, and virgin forest.

B. Criteria

Institution purchases [office paper](#) with post-consumer recycled, [agricultural residue](#), and/or [Forest Stewardship Council](#) (FSC) certified content.

C. Applicability

This credit applies to all institutions.

D. Scoring

Institutions earn the maximum of 1 point available for this credit by purchasing exclusively office paper that contains 90-100 percent post-consumer recycled and/or agricultural residue content and/or is FSC Recycled certified. Incremental points are awarded based on the percentage of office paper purchased with post-consumer recycled, agricultural residue, and/or FSC certified content. For example, if 50 percent of all office paper purchased by an institution was 90-100 percent post-consumer recycled content, the institution would earn 0.5 points (half of the points available).

Points for this credit are calculated automatically in the STARS Reporting Tool as follows:

Percentage of post-consumer recycled, agricultural residue, and/or FSC certified content	Factor	Multiply	Expenditures on specified level of post-consumer recycled, agricultural residue, and/or FSC certified content office paper	Divide	Total expenditures on office paper	Equals	Points earned
10-29	0.2	×	_____	÷	_____	=	
30-49	0.4		_____				
50-69	0.6		_____				
70-89 (or FSC Mix label)	0.8		_____				
90-100 (or FSC Recycled label)	1		_____				
Total points earned →							Up to 1

E. Reporting Fields

Required

- Total expenditures on office paper (US/Canadian dollars)
- Expenditures on 10-29 percent post-consumer recycled, agricultural residue, and/or FSC certified content office paper (US/Canadian dollars)
- Expenditures on 30-49 percent post-consumer recycled, agricultural residue, and/or FSC certified content office paper (US/Canadian dollars)
- Expenditures on 50-69 percent post-consumer recycled, agricultural residue, and/or FSC certified content office paper (US/Canadian dollars)
- Expenditures on 70-89 percent post-consumer recycled and/or agricultural residue content and/or FSC Mix label office paper (US/Canadian dollars)
- Expenditures on 90-100 percent post-consumer recycled and/or agricultural residue content and/or FSC Recycled label office paper (US/Canadian dollars)
- A brief description of the time period from which the figures reported above are drawn (i.e. one-year time period or representative sample)

Optional

- The website URL where information about the programs or initiatives is available
- Additional documentation to support the submission (upload)
- Data source(s) and notes about the submission
- Contact information for a responsible party (a staff member, faculty member, or administrator who can respond to questions regarding the data once it is submitted and available to the public)

F. Measurement

Timeframe

Report the most recent data available from within the three years prior to the anticipated date of submission.

Sampling and Data Standards

Institutions may track purchases over a one-year time period or take a [representative sample](#) to determine the recycled content of office paper purchased. When using a sample, institutions should strive to ensure that the sample recognizes seasonal and other variations that influence purchasing behavior.

G. Standards and Terms

Agricultural residue

Consistent with the [Environmental Paper Network](#), agricultural residues are defined as:

residues left over from food production or other processes... Fibers include: cereal straws like wheat straw, rice straw, seed flax straw, sorghum stalks, sugar cane bagasse, and rye seed grass straw... Agricultural residues are not from on purpose crops that replace forest stands or food crops.

Forest Stewardship Council

The [Forest Stewardship Council \(FSC\)](#) is an independent, non-profit organization that protects forests for future generations. FSC Chain-of-Custody certification traces the path of products from forests through the supply chain, verifying that FSC-certified material is identified or kept separated from non-certified material throughout the chain. FSC Forest Management certification confirms that a specific area of forest is being managed in line with the [FSC Principles and Criteria](#).

Office paper

Consistent with the U.S. Environmental Protection Agency (EPA), office paper is defined as "high grade papers such as copier paper, computer printout, and stationery".

Scoring Example: Office Paper Purchasing							
Example College purchased \$10,000 worth of office paper last year. Of that, \$5,000 was spent on 100 percent post-consumer recycled-content paper, \$2,500 was spent on 35 percent post-consumer recycled-content paper, and \$2,500 was spent on non-recycled-content paper.							
Percentage of post-consumer recycled, agricultural residue, and/or FSC certified content	Factor	Multiply	Expenditures on specified level of post-consumer recycled, agricultural residue, and/or FSC certified content office paper	Divide	Total expenditures on office paper	Equals	Points earned
10-29	0.2	×	0	÷	10,000	=	0
30-49	0.4		2,500				0.1
50-69	0.6		0				0
70-89 (or FSC Mix label)	0.8		0				0
90-100 (or FSC Recycled label)	1		5,000				0.5
Total points earned →							0.6

Transportation

This subcategory seeks to recognize institutions that are moving toward sustainable transportation systems. Transportation is a major source of greenhouse gas emissions and other pollutants that contribute to health problems such as heart and respiratory diseases and cancer. Due to disproportionate exposure, these health impacts are frequently more pronounced in low-income communities next to major transportation corridors. In addition, the extraction, production, and global distribution of fuels for transportation can damage environmentally and/or culturally significant ecosystems and may financially benefit hostile and/or oppressive governments.

At the same time, campuses can reap benefits from modeling sustainable transportation systems. Bicycling and walking provide human health benefits and mitigate the need for large areas of paved surface, which can help campuses to better manage stormwater. Institutions may realize cost savings and help support local economies by reducing their dependency on petroleum-based fuels for transportation.

Credits

Points available: 7

OP 15	Campus Fleet*	1
OP 16	Student Commute Modal Split*	2
OP 17	Employee Commute Modal Split	2
OP 18	Support for Sustainable Transportation	2

* credit does not apply to all institutions

Share your story

The My Submission section of the online Reporting Tool includes an optional reporting field for the institution to provide an overview of notable activities and accomplishments in this subcategory. This information is featured in the institution’s public report.

- A brief summary of the institution’s notable activities and accomplishments relevant to this subcategory

OP 15: Campus Fleet

1 point available

A. Credit Rationale

This credit recognizes institutions that use cleaner fuels and fuel-efficient vehicles. Institutions can help shape markets by creating demand for and enhancing the visibility of more efficient vehicles and cleaner fuels that reduce greenhouse gas emissions and improve local air quality. While other credits address the climate impacts of fuel usage and the replacement of motorized vehicles with non-motorized vehicles, this credit recognizes the purchase and use of fuel efficient and alternative fueled vehicles.

B. Criteria

Institution supports alternative fuel and power technology by including in its motorized vehicle fleet vehicles that are:

- A. Gasoline-electric hybrid
- B. Diesel-electric hybrid
- C. Plug-in hybrid
- D. 100 percent electric (including electric assist utility bicycles and tricycles)
- E. Fueled with Compressed Natural Gas (CNG)
- F. Hydrogen fueled
- G. Fueled with B20 or higher biofuel for more than 4 months of the year
And/or
- H. Fueled with locally produced, low-level (e.g. B5) biofuel for more than 4 months of the year (e.g. fuel contains cooking oil recovered and recycled on campus or in the local community)

For this credit, the institution's motorized fleet includes all cars, carts, trucks, tractors, buses, electric assist cycles, and similar vehicles used for transporting people and/or goods, including both leased vehicles and vehicles that are institution-owned and operated. Heavy construction equipment (e.g. excavators and pavers), maintenance equipment (e.g. lawn-mowers and leaf blowers), and demonstration/test vehicles used for educational purposes are not included in this credit.

Vehicles that meet multiple criteria (e.g. hybrid vehicles fueled with biofuel) should not be double-counted.

C. Applicability

This credit applies to all institutions that have a motorized vehicle fleet.

D. Scoring

Institutions earn the maximum of 1 point available for this credit when all vehicles in their fleets are alternatively fueled and/or powered. Incremental points are awarded for using alternative fuels in some vehicles and/or having some alternatively powered vehicles. For example, an institution for which gasoline-electric hybrid vehicles comprise 50 percent of the total fleet would earn 0.5 points (half of the points available for this credit).

Points for this credit are calculated automatically in the STARS Reporting Tool as follows:

Factor	Multiply	Number of vehicles that meet a criterion (A-H) for power or fuel type	Divide	Total number of vehicles in fleet	Equals	Total points earned
1	×	_____	÷	_____	=	Up to 1

E. Reporting Fields

Required

- Total number of vehicles (e.g. cars, carts, trucks, tractors, buses, electric assist cycles) in the institution’s fleet
- Number of gasoline-electric, non-plug-in hybrid vehicles in the institution’s fleet
- Number of diesel-electric, non-plug-in hybrid vehicles in the institution’s fleet
- Number of plug-in hybrid vehicles in the institution’s fleet
- Number of 100 percent electric vehicles in the institution’s fleet (including electric assist utility bicycles and tricycles)
- Number of vehicles in the institution’s fleet that are fueled with Compressed Natural Gas (CNG)
- Number of hydrogen fueled vehicles in the institution’s fleet
- Number of vehicles in the institution’s fleet that are fueled with B20 or higher biofuel for more than 4 months of the year
- Number of vehicles in the institution’s fleet that are fueled with locally produced, low-level (e.g. B5) biofuel for more than 4 months of the year (e.g. fuel contains cooking oil recovered and recycled on campus or in the local community)
- Do the figures reported above include leased vehicles?

Optional

- A brief description of the institution’s efforts to support alternative fuel and power technology in its motorized fleet
- The website URL where information about the programs or initiatives is available
- Additional documentation to support the submission (upload)
- Data source(s) and notes about the submission
- Contact information for a responsible party (a staff member, faculty member, or administrator who can respond to questions regarding the data once it is submitted and available to the public)

F. Measurement

Timeframe

Report the most recent data available from within the three years prior to the anticipated date of submission.

Sampling and Data Standards

Include all vehicles that are part of the institution's fleet. Reporting on a sample of vehicles is not allowed for this credit.

G. Standards and Terms

Not applicable

Scoring Example: Campus Fleet

Example Community College has a motorized fleet of 100 vehicles. Of those vehicles:

- 10 are gasoline-electric hybrids (A)
- 5 are 100 percent electric (D)
- 30 are fueled with B20 biofuel year-round (G)

Number of vehicles that meet a criterion (A through I) = $10 + 5 + 30 = 45$

Factor	Multiply	Number of vehicles that meet a criterion (A-H) for power or fuel type	Divide	Total number of vehicles in fleet	Equals	Total points earned
1	×	<u>45</u>	÷	<u>100</u>	=	0.45

OP 16: Student Commute Modal Split

2 points available

A. Credit Rationale

This credit recognizes institutions where students use preferable modes of transportation to travel to and from the institution. Commute modal split is a common measure used to evaluate the sustainability performance of a transportation system. Using alternative modes of transportation helps reduce local air pollution and GHG emissions. Walking and biking offer health benefits as well.

B. Criteria

Institution's students commute to and from campus using [more sustainable commuting options](#) such as walking, bicycling, vanpooling or carpooling, taking public transportation, riding motorcycles or scooters, riding a campus shuttle, or a combination of these options.

Students who live on campus should be included in the calculation based on how they get to and from their classes.

C. Applicability

This credit applies to all institutions where students attend the physical campus.

D. Scoring

Institutions earn the maximum of 2 points available for this credit by having all students use more sustainable modes of transportation for getting to and from campus. Incremental points are awarded based on the percentage of students that use more sustainable modes as their primary means of transportation. For example, an institution for which 50 percent of students use more sustainable modes and the other 50 percent drive alone would earn 1 point (half of the available points for this credit).

Points for this credit are calculated automatically in the STARS Reporting Tool as follows:

Factor	Multiply	Total percentage of students using more sustainable commuting options (0-100)	Equals	Total points earned
0.02	×	_____	=	Up to 2

E. Reporting Fields

Required

- Total percentage of students (graduate and undergraduate) that use more sustainable commuting options as their primary means of transportation (walking, bicycling, vanpooling or carpooling, taking public transportation, riding motorcycles or scooters, riding a campus shuttle) (0-100)
- A brief description of the method(s) used to gather data about student commuting, including the timeframe for when the analysis was conducted and how a representative sample was reached, if applicable

Optional

- Percentage of the institution's students that:
 - Commute with only the driver in the vehicle (excluding motorcycles and scooters) as their primary method of transportation (0-100)
 - Walk, bicycle, or use other non-motorized means as their primary method of transportation (please note that this may include on-campus residents) (0-100)
 - Vanpool or carpool as their primary method of transportation (0-100)
 - Take a campus shuttle or public transportation as their primary method of transportation (0-100)
 - Use a motorcycle, scooter or moped as their primary method of transportation (0-100)
- The website URL where information about the programs or initiatives is available
- Additional documentation to support the submission (upload)
- Data source(s) and notes about the submission
- Contact information for a responsible party (a staff member, faculty member, or administrator who can respond to questions regarding the data once it is submitted and available to the public)

F. Measurement

Timeframe

Report the most recent data available from within the three years prior to the anticipated date of submission.

Sampling and Data Standards

Institutions may use a [representative sample](#) to gather data about student commuting behavior. For information about how to measure commuting behavior, see the guidance provided by the [Massachusetts Rideshare Program](#) and the [South Coast Air Quality Management District](#).

This credit is scored based on the percentage of students (graduate and undergraduate) using alternatives to single-occupancy vehicle commuting (i.e. more sustainable commuting options). Students who do not regularly attend the physical campus (i.e. distance education students) may be excluded.

G. Standards and Terms

More sustainable commuting options

More sustainable commuting options include transportation modes that do not involve single-occupancy vehicles (i.e. cars with only the driver in the vehicle). Thus, the following commuting options are classified as more sustainable for purposes of STARS reporting: walking, bicycling, vanpooling or carpooling, taking public transportation, riding motorcycles or scooters, riding a campus shuttle, telecommuting or any combination of these options.

Representative sample

A representative sample is a subset of a statistical population that accurately reflects the members of the entire population. A representative sample should be an unbiased indication of what the entire population is like. For example, in a student population of 1000 students in which 25 percent of the students are enrolled in a business school, 50 percent are enrolled in humanities programs, and 25 percent are enrolled in science programs, a

representative sample might include 200 students: 50 business students, 100 humanities students, and 50 science students. Likewise, a representative sample of purchases should accurately reflect the institution’s total purchases, accounting for seasonal and other variations in product availability and purchasing.

Scoring Example: Student Commute Modal Split

Example University students have the following commuting composition:

- 30 percent live on campus (and, therefore, do not drive alone to commute)
- 15 percent walk, bike, or use non-motorized transportation
- 20 percent take campus shuttles or public transportation
- 5 percent carpool

Total percentage using alternatives to single-occupancy vehicle commuting = 30 + 15 + 20 + 5 = **70**

Factor	Multiply	Total percentage of students using more sustainable commuting options (0-100)	Equals	Total points earned
0.02	×	<u>70</u>	=	1.4

OP 17: Employee Commute Modal Split

2 points available

A. Credit Rationale

This credit recognizes institutions where employees use preferable modes of transportation to travel to and from the institution. Commute modal split is a common measure used to evaluate the sustainability performance of a transportation system. Using alternative modes of transportation reduces local air pollution and GHG emissions. Walking and biking offer health benefits as well.

B. Criteria

Institution's employees (faculty, staff, and administrators) get to and from campus using [more sustainable commuting options](#) such as walking, bicycling, vanpooling or carpooling, taking public transportation, riding motorcycles or scooters, riding a campus shuttle, telecommuting, or a combination of these options.

Employees who live on campus should be included in the calculation based on how they get to and from their workplace.

C. Applicability

This credit applies to all institutions.

D. Scoring

Institutions earn the maximum of 2 points for this credit by having all employees use more sustainable modes of transportation for getting to and from campus. Incremental points are awarded based on the percentage of employees that use more sustainable modes as their primary method of transportation. For example, an institution for which 50 percent of employees use more sustainable modes and the other 50 percent drive alone would earn 1 point (half of the available points for this credit).

Points for this credit are calculated automatically in the STARS Reporting Tool as follows:

Factor	Multiply	Total percentage of the institution's employees using more sustainable commuting options (0-100)	Equals	Total points earned
0.02	×	_____	=	Up to 2

E. Reporting Fields

Required

- Total percentage of the institution's employees that use more sustainable commuting options as their primary method of transportation (walking, bicycling, vanpooling or carpooling, taking public transportation, riding motorcycles or scooters, riding a campus shuttle, telecommuting) (0-100)
- A brief description of the method(s) used to gather data about employee commuting, including the timeframe for when the analysis was conducted and how a representative sample was reached, if applicable

Optional

- Percentage of the institution's employees that:
 - Commute with only the driver in the vehicle (excluding motorcycles and scooters) as their primary method of transportation (0-100)
 - Walk, bicycle, or use other non-motorized means as their primary method of transportation (please note that this may include on-campus residents) (0-100)
 - Vanpool or carpool as their primary method of transportation (0-100)
 - Take a campus shuttle or public transportation as their primary method of transportation (0-100)
 - Use a motorcycle, scooter or moped as their primary method of transportation (0-100)
 - Telecommute for 50 percent or more of their regular work hours (0-100)
- The website URL where information about the programs or initiatives is available
- Additional documentation to support the submission (upload)
- Data source(s) and notes about the submission
- Contact information for a responsible party (a staff member, faculty member, or administrator who can respond to questions regarding the data once it is submitted and available to the public)

F. Measurement

Timeframe

Report the most recent data available from within the three years prior to the anticipated date of submission.

Sampling and Data Standards

Institutions may use a [representative sample](#) to gather data about employee commuting behavior. For information about how to measure commuting behavior, see the guidance provided by the [Massachusetts Rideshare Program](#) and the [South Coast Air Quality Management District](#).

This credit is scored based on the percentage of employees using alternatives to single-occupancy vehicle commuting (i.e. more sustainable commuting options).

G. Standards and Terms

More sustainable commuting options

More sustainable commuting options include transportation modes that do not involve single-occupancy vehicles (i.e. cars with only the driver in the vehicle). Thus, the following commuting options are classified as more sustainable for purposes of STARS reporting: walking, bicycling, vanpooling or carpooling, taking public transportation, riding motorcycles or scooters, riding a campus shuttle, telecommuting or any combination of these options.

Representative sample

A representative sample is a subset of a statistical population that accurately reflects the members of the entire population. A representative sample should be an unbiased indication of what the entire population is like. For example, in a student population of 1000 students in which 25 percent of the students are enrolled in a business school, 50 percent are enrolled in humanities programs, and 25 percent are enrolled in science programs, a representative sample might include 200 students: 50 business students, 100 humanities students, and 50 science students. Likewise, a representative sample of purchases should accurately reflect the institution’s total purchases, accounting for seasonal and other variations in product availability and purchasing.

Scoring Example: Employee Commute Modal Split

Example University employees have the following commuting composition:

- 10 percent walk, bike, or use non-motorized transportation
- 30 percent take campus shuttles or public transportation
- 15 percent carpool

Total percentage using alternatives to single-occupancy vehicle commuting = $10 + 30 + 15 = \underline{55}$

Factor	Multiply	Total percentage of the institution’s employees using more sustainable commuting options (0-100)	Equals	Total points earned
0.02	×	<u>55</u>	=	1.1

OP 18: Support for Sustainable Transportation

2 points available

A. Credit Rationale

This credit recognizes institutions that support active transportation and commuting alternatives for its students and employees. Encouraging more sustainable modes of transportation and offering programs to reduce commuting helps decrease local air pollution and greenhouse gas emissions.

B. Criteria

Institution has implemented one or more of the following strategies to encourage more sustainable modes of transportation and reduce the impact of student and employee commuting. The institution:

- Provides secure bicycle storage (not including office space), shower facilities, and lockers for bicycle commuters. The storage, shower facilities and lockers are co-located in at least one building/location that is accessible to all commuters.
- Provides short-term bicycle parking (e.g. racks) for all occupied buildings and makes long-term bicycle storage available for students who live on-site (if applicable). Long-term bicycle storage may include bicycle depots/hubs/stations, indoor bicycle rooms, and/or bicycle cages/secure bicycle parking areas. Standard public bicycle racks are not sufficient for long-term storage.
- Has a bicycle and pedestrian plan or policy (or adheres to a local community plan/policy) that sets standards and practices for campus streets to enable safe access for all users (e.g. a [“complete streets” or bicycle accommodation policy](#))
- Has a bicycle-sharing program or participates in a local bicycle-sharing program.
- Offers free or reduced price transit passes and/or operates a free campus shuttle for commuters. The transit passes may be offered by the institution itself, through the larger university system of which the institution is a part, or through a regional program provided by a government agency.
- Offers a [guaranteed return trip \(GRT\) program](#) to regular users of alternative modes of transportation
- Participates in a car/vanpool or ride sharing program and/or offers reduced parking fees or preferential parking for car/vanpoolers
- Participates in a car sharing program, such as a commercial car-sharing program, one administered by the institution, or one administered by a regional organization
- Has one or more Level 2 or Level 3 [electric vehicle recharging stations](#) that are accessible to student and employee commuters
- Offers a telecommuting program for employees, either as a matter of policy or as standard practice
- Offers a condensed work week option that reduces employee commuting, (as a matter of policy or as standard practice)
- Has incentives or programs to encourage employees to live close to campus

- Other strategies to reduce the impact of commuting (e.g. preferred parking for fuel-efficient vehicles, cash-out of parking programs)

C. Applicability

This credit applies to all institutions.

D. Scoring

Institutions earn 0.2 points for each initiative described above. Institutions with ten or more of the initiatives listed earn the maximum of 2 points available for this credit.

E. Reporting Fields

Required

- Has the institution implemented the following strategies to encourage more sustainable modes of transportation and reduce the impact of student and employee commuting?
 - Provides secure bicycle storage (not including office space), shower facilities, and lockers for bicycle commuters (the storage, shower facilities and lockers are co-located in at least one building/location that is accessible to all commuters)
 - Provides short-term bicycle parking for all occupied buildings and makes long-term bicycle storage available for students who live on-site (if applicable)
 - Has a bicycle and pedestrian plan or policy (or adheres to a local community plan/policy) that sets standards and practices for campus streets to enable safe access for all users (e.g. a “complete streets” or bicycle accommodation policy)
 - Has a bicycle-sharing program or participates in a local bicycle-sharing program
 - Offers free or reduced price transit passes and/or operates a free campus shuttle for commuters
 - Offers a guaranteed return trip program to regular users of alternative modes of transportation
 - Participates in a car/vanpool or ride sharing program and/or offers reduced parking fees or preferential parking for car/vanpoolers
 - Participates in a car sharing program, such as a commercial car-sharing program, one administered by the institution, or one administered by a regional organization
 - Has one or more Level 2 or Level 3 electric vehicle recharging stations that are accessible to student and employee commuters
 - Offers a telecommuting program for employees as a matter of policy or standard practice
 - Offers a condensed work week option that reduces employee commuting (as a matter of policy or standard practice)
 - Has incentives or programs to encourage employees to live close to campus
 - Other strategies to reduce the impact of commuting (e.g. preferred parking for fuel-efficient vehicles, cash-out of parking programs)

For each strategy the institution has implemented, provide:

- A brief description of the program or initiative

Optional

- The website URL where information about the programs or initiatives is available
- Additional documentation to support the submission (upload)
- Data source(s) and notes about the submission
- Contact information for a responsible party (a staff member, faculty member, or administrator who can respond to questions regarding the data once it is submitted and available to the public)

F. Measurement

Timeframe

Report on current programs, practices and plans at the time of submission.

Sampling and Data Standards

Not applicable

G. Standards and Terms

Complete streets or bicycle accommodation policy

A complete streets policy sets standards and practices for campus streets to enable safe access for all users, i.e. such that pedestrians, bicyclists, motorists and transit riders of all ages and abilities are able to safely move along and across a complete street. A bicycle accommodation policy is similar, but addresses safe street access for bicyclists only.

Electric vehicle recharging stations

Level 2 electric vehicle recharging stations are 208 – 240 volt AC chargers. Level 3 chargers include very high voltages (e.g. 300 - 600 volts DC) and currents, and may also include AC “fast charging” stations (“Level 3 AC”).

Guaranteed return trip program

Guaranteed return trip (GRT) programs support users of alternative modes of transportation by providing transportation in cases of emergencies, for example illnesses, family emergencies or the absence of a carpool and vanpool vehicle.

Waste

This subcategory seeks to recognize institutions that are moving toward zero waste by reducing, reusing, recycling, and composting. These actions mitigate the need to extract virgin materials from the earth, such as trees and metals. It generally takes less energy and water to make a product with recycled material than with virgin resources. Reducing the generation of waste also reduces the flow of waste to incinerators and landfills, which produce greenhouse gas emissions, can contaminate air and groundwater supplies, and tend to have disproportionate negative impacts on low-income communities. Source reduction and waste diversion also save institutions costly landfill and hauling service fees. In addition, waste reduction campaigns can engage the entire campus community in contributing to a tangible sustainability goal.

Credits

Points available: 10

OP 19	Waste Minimization and Diversion	8
OP 20	Construction and Demolition Waste Diversion*	1
OP 21	Hazardous Waste Management	1

* credit does not apply to all institutions

Share your story

The My Submission section of the online Reporting Tool includes an optional reporting field for the institution to provide an overview of notable activities and accomplishments in this subcategory. This information is featured in the institution’s public report.

- A brief summary of the institution’s notable activities and accomplishments relevant to this subcategory

OP 19: Waste Minimization and Diversion

8 points available

A. Credit Rationale

This credit recognizes institutions that are minimizing their production of waste, diverting materials from landfills and incinerators, and conserving resources by recycling and composting.

B. Criteria

Part 1

Institution has implemented source reduction strategies to reduce the total amount of waste generated (materials diverted + materials disposed) per weighted campus user compared to a baseline.

Part 2

Institution's total annual waste generation (materials diverted and disposed) is less than the minimum performance threshold of 0.50 tons (0.45 tonnes) per weighted campus user.

Part 3

Institution diverts materials from the landfill or incinerator by recycling, composting, donating or re-selling.

For scoring purposes, up to 10 percent of total waste generated may also be disposed through post-recycling residual conversion. To count, residual conversion must include an integrated materials recovery facility (MRF) or equivalent sorting system to recover recyclables and compostable material prior to conversion.

This credit includes on-campus dining services operated by the institution or the institution's primary on-site contractor.

Waste includes all materials that the institution discards, intends to discard or is required to discard (i.e. all materials that are recycled, composted, donated, re-sold, or disposed of as trash) except construction, demolition, electronic, hazardous, special (e.g. coal ash), universal and non-regulated chemical waste, which are covered in the *Construction and Demolition Waste Diversion* and *Hazardous Waste Management* credits.

Consistent with the U.S Environmental Protection Agency's Waste Reduction Model (WARM), the on-site reuse of materials is treated as a form of source reduction for scoring purposes. All materials that are reused on campus are automatically recognized in scoring for Part 1 and Part 2 of this credit. To avoid double counting, reuse therefore does not also contribute to scoring for Part 3 as waste diversion.

C. Applicability

This credit applies to all institutions.

D. Scoring

Each part is scored independently. Points earned are calculated according to the formulas below. Please note that users do not have to calculate the number of points earned themselves; points earned will be calculated automatically when the data listed under *E. Reporting Fields* is entered in the online Reporting Tool.

Part 1

Institutions earn maximum points of 2.5 points available for Part 1 by reducing their total waste generation by 50 percent or more compared to a baseline. Incremental points are awarded based on the percentage reduction achieved. For example, an institution that reduced the total amount of waste generated by 25 percent would earn 1.25 points (half of the points available for Part 1).

STARS only awards positive points; points will not be deducted if the total amount of waste generated increases rather than decreases during the time period.

$$\text{Points earned} = 5 \times \{ [(A/B) - (C/D)] / (A/B) \}$$

- A = Total waste generated (diverted + disposed), baseline year (short tons/tonnes)
- B = Weighted campus users, baseline year
- C = Total waste generated (diverted + disposed), performance year (short tons/tonnes)
- D = Weighted campus users, performance year

Part 2

An institution earns the maximum of 2.5 points available for Part 2 of this credit when its total annual waste generation per weighted campus user is 90 percent less than the minimum performance threshold of 0.50 short tons (0.46 tonnes). Incremental points are awarded based on the institution’s performance between the threshold and the 90 percent target. For example, an institution that generates 0.275 tons of waste per weighted campus user (45 percent less than the threshold) would earn 1.25 points (half of the points available for Part 2).

$$\text{Points earned} = 2.78 \times \{ [C - (A/B)] / C \}$$

- A = Total waste generated (diverted + disposed), performance year (short tons/tonnes)
- B = Weighted campus users, performance year
- C = Minimum performance threshold (0.50 short tons or 0.46 tonnes)

Part 3

Institutions earn the maximum of 3 points available for Part 3 of this credit by diverting 100 percent of waste from the landfill or incinerator through recycling, composting, donating or re-selling or by diverting at least 90 percent of waste from the landfill or incinerator and disposing of the remaining residual materials through post-recycling conversion. Incremental points are awarded based on the percentage of waste that is diverted and the percentage of waste that is disposed through post-recycling conversion, as follows:

$$\text{Points earned} = 3 \times \{ [(A + B + C) + (F \text{ if } D \geq F, \text{ else } D)] / (A + B + C + D + E) \}$$

- A = Materials recycled, performance year (short tons/tonnes)
- B = Materials composted, performance year (short tons/tonnes)
- C = Materials donated or re-sold, performance year (short tons/tonnes)
- D = Materials disposed through post-recycling residual conversion, performance year (short tons/tonnes)
- E = Materials disposed in a solid waste landfill or incinerator, performance year (short tons/tonnes)
- F = Maximum allowable residual conversion [$0.1 \times (A + B + C + D + E)$]

For example, an institution that diverts 40 percent of its waste through recycling, composting, donating or re-selling and disposes of the remaining 60 percent through post-recycling conversion would earn 1.5 points (half of the points available for Part 3 of this credit).

E. Reporting Fields

Required

- Figures needed to determine total waste generated and diverted during the performance year:
 - Materials recycled, performance year (short tons/tonnes)
 - Materials composted, performance year (short tons/tonnes)
 - Materials donated or re-sold, performance year (short tons/tonnes)
 - Materials disposed through post-recycling residual conversion, performance year (short tons/tonnes)
 - Materials disposed in a solid waste landfill or incinerator, performance year (short tons/tonnes)
- Figures needed to determine total waste generated and diverted during the baseline year:
 - Materials recycled, baseline year (short tons/tonnes)
 - Materials composted, baseline year (short tons/tonnes)
 - Materials donated or re-sold, baseline year (short tons/tonnes)
 - Materials disposed through post-recycling residual conversion, baseline year (short tons/tonnes)
 - Materials disposed in a solid waste landfill or incinerator, baseline year (short tons/tonnes)

If reporting post-recycling residual conversion, provide:

- A brief description of the residual conversion facility, including affirmation that materials are sorted prior to conversion to recover recyclables and compostable materials
- Start date, performance year or 3-year period
- End date, performance year or 3-year period
- Start date, baseline year or 3-year period
- End date, baseline year or 3-year period

If end date of the baseline year/period is 2004 or earlier, provide:

- A brief description of when and why the waste generation baseline was adopted (e.g. in sustainability plans and policies or in the context of other reporting obligations)
- Figures needed to determine “weighted campus users” during the performance year:
 - Number of students resident on-site, performance year
 - Number of employees resident on-site, performance year
 - Number of other individuals resident on-site and/or in-patient hospital beds (if applicable), performance year
 - Total full-time equivalent student enrollment, performance year
 - Full-time equivalent of employees (staff + faculty), performance year

- Full-time equivalent of students enrolled in exclusively in distance education, performance year
- Figures needed to determine “weighted campus users” during the baseline year:
 - Number of students resident on-site, baseline year
 - Number of employees resident on-site, baseline year
 - Number of other individuals resident on-site and/or in-patient hospital beds (if applicable), baseline year
 - Total full-time equivalent student enrollment, baseline year
 - Full-time equivalent of employees (staff + faculty), baseline year
 - Full-time equivalent of students enrolled exclusively in distance education, baseline year
- In the waste figures reported above, has the institution recycled, composted, donated and/or re-sold the following materials?

<ul style="list-style-type: none"> ○ Paper, plastics, glass, metals, and other recyclable containers ○ Food ○ Cooking oil ○ Plant materials ○ Animal bedding ○ White goods (i.e. appliances) ○ Laboratory equipment 	<ul style="list-style-type: none"> ○ Furniture ○ Residence hall move-in/move-out waste ○ Scrap metal ○ Pallets ○ Tires ○ Other (please specify)
--	---

Optional

- Materials intended for disposal but subsequently recovered and reused on campus, performance year (e.g. materials that are actively diverted from the landfill or incinerator and refurbished/repurposed) (short tons/tonnes)
- Which of the following methods does the institution use to collect standard recyclables (i.e. paper, plastic, glass, metals) in common areas? (select all that apply)
 - Single stream (a single container for commingled recyclables)
 - Dual stream (two separate containers for recyclables, e.g. one for paper and another for plastic, glass, and metals)
 - Multi-stream (multiple containers that further separate different types of materials)
- Average contamination rate for the institution’s recycling program (percentage, 0-100)
- A brief description of any recycling quality control mechanisms employed, e.g. efforts to minimize contamination and/or monitor the discard rates of the materials recovery facilities and mills to which materials are diverted
- A brief description of any of the following waste minimization strategies employed by the institution:
 - Behavior change, e.g. initiatives to shift individual attitudes and practices such as signage and competitions

- Waste audits and other initiatives to assess its materials management efforts and identify areas for improvement
- Institutional procurement policies designed to prevent waste (e.g. by minimizing packaging and purchasing in bulk)
- A surplus department or formal office supplies exchange program that facilitates reuse of materials
- Platforms to encourage peer-to-peer exchange and reuse (e.g. of electronics, furnishings, books and other goods)
- Limits on paper and ink consumption (e.g. restricting free printing and/or mandating doubled-sided printing in libraries and computer labs)
- Making materials (e.g. course catalogs, course schedules, and directories) available online by default rather than printing them
- Program to reduce residence hall move-in/move-out waste
- Programs or initiatives to recover and reuse other materials intended for disposal
- The website URL where information about the programs or initiatives is available
- Additional documentation to support the submission (upload)
- Data source(s) and notes about the submission
- Contact information for a responsible party (a staff member, faculty member, or administrator who can respond to questions regarding the data once it is submitted and available to the public)

F. Measurement

Timeframe

Performance Year

Report the most recent data available from within the three years prior to the anticipated date of submission. Institutions may use the most recent single year for which data is available or an average from throughout the period. Institutions may choose the annual start and end dates that work best with the data they have (e.g. fiscal or calendar year), as long as data are reported from a consecutive 12-month (or 3-year) period.

Report population figures from the same time period as that from which waste generation data are drawn (e.g. the consecutive 12-month or 3-year period that most closely overlaps with the waste generation performance period).

Baseline Year

Report data from the baseline year, which may be:

- Any year from 2005 to the present
- A baseline year, 1990 to 2004, that the institution has adopted as part of its sustainability plans or policies or in the context of other reporting obligations

Recommended best practices for defining a baseline include:

- Using the average of three consecutive years to reduce the impact of outliers.

- Using the same baseline year for multiple credits to reduce reporting requirements. For example, institutions using 2005 for all STARS credits that are baseline-based would only have to calculate baseline weighted campus user data once.
- Ensuring that baseline and performance year data are valid and reliable (e.g. that the data were gathered in the same manner)

Institutions without valid and reliable historical data should use performance year data for both the baseline and performance year. Following this approach, an institution would not be able to claim points for reductions during its first STARS submission, but would be able to use its newly established baseline for subsequent submissions.

Institutions may choose the start and end dates that work best with the data they have (e.g. fiscal or calendar year), as long as data are reported from a consecutive 12-month (or 3-year) period. Report population figures from the same period as that from which waste generation data are drawn (e.g. the consecutive 12-month or 3-year period that most closely overlaps with the waste generation baseline period).

Sampling and Data Standards

Waste figures measured in volume may be converted to weight using the conversion factors provided by the [U.S. Environmental Protection Agency](#) and the College and University Recycling Council (used for the U.S. [RecycleMania competition](#)) or the conversion factors provided by the [United Nations Environment Programme \(UNEP\)](#).

To the extent possible, include all waste (diverted + disposed) that was generated by the institution and the institution's primary on-site dining services contractor (if applicable) when reporting for this credit. Construction, demolition, electronic, hazardous, special (e.g. coal ash), universal and non-regulated chemical waste, which are covered in the *Construction and Demolition Waste Diversion* and *Hazardous Waste Management* credits, are excluded. Agricultural waste may be excluded, provided it is excluded from both the volume of materials diverted and the volume of materials disposed.

If data for the entire campus and/or entire year are not available, institutions may use a [representative sample](#). When taking a sample, strive for consistency between the baseline and performance year.

G. Standards and Terms

Materials disposed

Materials disposed include any solid waste that was sent for disposal in a municipal waste landfill or incinerator.

Materials diverted

Materials diverted include any solid waste that was destined for disposal in a municipal waste landfill or incinerator but was diverted by recycling, composting, donating, or re-selling.

Minimum performance threshold

Minimum performance thresholds are benchmarks against which campus performance may be assessed for scoring purposes. The thresholds used in this version of STARS were calculated at the first decile for institutions reporting under STARS 2.0 as of July 31, 2015 and rounded to the nearest hundredth. In other words, 90 percent of institutions rated under STARS 2.0 before July 31, 2015 performed better than the minimum threshold. Extreme outliers were excluded from the calculations.

Residual conversion

Consistent with CalRecycle and the [Southern California Conversion Technology Project](#), residual conversion includes:

...thermal, chemical, mechanical, and/or biological processes capable of converting post-recycled residual solid waste into useful products and chemicals, green fuels like ethanol and biodiesel, and clean, renewable energy.

Examples include the transformation of post-recycled residual materials into usable heat or electricity through gasification, pyrolysis, distillation, or biological conversion other than composting. To count as residual conversion, the process must include an integrated materials recovery facility (MRF) or equivalent sorting system to recover recyclables and compostable material prior to conversion.

Materials that are otherwise landfilled or incinerated, including biomass conversion operations that exclusively incinerate organic materials, landfill-gas-to-energy (LFGTE) facilities, and other facilities that do not employ integrated materials recovery or equivalent sorting and recovery systems may not be considered to be converted residual waste.

Waste

Waste is defined as any substance or object which the institution discards, intends to discard, or is required to discard. This includes materials that are recycled, composted, donated, re-sold, or disposed of as trash.

Weighted campus user

“Weighted campus user” is a measurement of an institution’s population that is adjusted to accommodate how intensively certain community members use the campus. This figure is used to normalize resource consumption and environmental impact figures in order to accommodate the varied impacts of different population groups. For example, an institution where a high percentage of students live on campus would witness higher greenhouse gas emissions, waste generation, and water consumption figures than otherwise comparable non-residential institution since students’ residential impacts and consumption would be included in the institution’s totals.

STARS calculates the figure according to the following formula. Please note that users will not have to calculate this figure themselves; the result will be calculated automatically when the data are entered into the online Reporting Tool.

$$\text{Weighted campus users} = (A + B + C) + 0.75 [(D - A) + (E - B) - F]$$

- A= Number of students resident on-site
- B= Number of employees resident on-site
- C= Number of other individuals resident on-site and/or in-patient hospital beds
- D= Total full-time equivalent student enrollment
- E= Full-time equivalent of employees (staff + faculty)
- F= Full-time equivalent of students enrolled exclusively in distance education

Scoring Example: Waste Minimization and Diversion

The following data describe Example University:

A. Waste generation, baseline year:

- Tons of materials recycled = 1,000
- Tons of materials composted = 350
- Tons of materials donated or re-sold = 0
- Tons of materials disposed through post-recycling residual conversion = 0
- Tons of materials disposed in a solid waste landfill or incinerator = 650

Total waste generation = 1,000 + 350 + 650 = **2,000** tons

B. Weighted campus users, baseline year:

- Number of students resident on-site = 2,000
- Number of employees resident on-site = 0
- Number of other individuals resident on-site and/or in-patient hospital beds = 0
- Total full-time equivalent student enrollment = 2,500
- Full-time equivalent of employees = 750
- Full-time equivalent of students enrolled exclusively in distance education = 0

$$\begin{aligned}\text{Baseline year weighted campus users} &= (a + b + c) + 0.75 [(d - a) + (e - b) - f] \\ &= (2,000 + 0 + 0) + 0.75 [(2,500 - 2,000) + (750 - 0) - (0)] \\ &= 2,000 + 0.75 (500 + 750 - 0) \\ &= 2,000 + 0.75 (1,250) \\ &= \mathbf{2,937.5}\end{aligned}$$

C. Waste generation, performance year:

- Tons of materials recycled = 790
- Tons of materials composted = 350
- Tons of materials donated or re-sold = 10
- Tons of materials disposed through post-recycling residual conversion = 0
- Tons of materials disposed in a solid waste landfill or incinerator = 400

Total waste generation = 790 + 350 + 10 + 400 = **1,550** tons

D. Weighted campus users, performance year:

- Number of students resident on-site = 2,500
- Number of employees resident on-site = 50
- Number of other individuals resident on-site and/or in-patient hospital beds = 0
- Total full-time equivalent student enrollment = 3,000
- Full-time equivalent of employees = 800
- Full-time equivalent of students enrolled exclusively in distance education = 0

$$\text{Performance year weighted campus users} = (a + b + c) + 0.75 [(d - a) + (e - b) - f]$$

$$\begin{aligned} &= (2,500 + 50 + 0) + 0.75 [(3,000 - 2,500) + (800 - 50) - (0)] \\ &= 2,550 + 0.75 (500 + 750 - 0) \\ &= 2,550 + 0.75 (1,250) \\ &= \mathbf{3,487.5} \end{aligned}$$

Calculating points earned for Part 1

$$\begin{aligned} \text{Points earned} &= 5 \times \left\{ \left[\frac{(A/B) - (C/D)}{(A/B)} \right] \right\} \\ &= 5 \times \left\{ \left[\frac{(2,000/2,937.5) - (1,550/3,487.5)}{(2,000/2,937.5)} \right] \right\} \\ &= 5 \times \left\{ [0.681 - 0.444] / 0.681 \right\} \\ &= 5 \times \{ 0.2366 / 0.6809 \} \\ &= 5 \times 0.347 \\ &= \mathbf{1.74 \text{ points}} \end{aligned}$$

Calculating points earned for Part 2

$$\begin{aligned} \text{Points earned} &= 2.78 \times \left\{ [0.50 - (C/D)] / 0.50 \right\} \\ &= 2.78 \times \left\{ [0.50 - (1,550/3,487.5)] / 0.50 \right\} \\ &= 2.78 \times \left\{ [0.50 - 0.4444] / 0.50 \right\} \\ &= 2.78 \times \{ 0.0556 / 0.50 \} \\ &= 2.78 \times 0.1112 \\ &= \mathbf{0.31 \text{ points}} \end{aligned}$$

Calculating points earned for Part 3

Waste generation, performance year:

- A = Tons of materials recycled, performance year = 790
- B = Tons of materials composted, performance year = 350
- C = Tons of materials donated or re-sold, performance year = 10
- D = Tons of materials disposed through post-recycling residual conversion, performance year = 0
- E = Tons of materials disposed in a solid waste landfill or incinerator, performance year = 400
- F = Maximum allowable residual conversion $[0.1 \times (A + B + C + D + E)]$

$$\begin{aligned} \text{Points earned} &= 3 \times \left\{ \left[\frac{(A + B + C) + (F \text{ if } D \geq F, \text{ else } D)}{(A + B + C + D + E)} \right] \right\} \\ &= 3 \times \left\{ \left[\frac{(1,150) + (0)}{(1,550)} \right] \right\} \\ &= 3 \times 0.742 \\ &= \mathbf{2.226 \text{ points}} \end{aligned}$$

OP 20: Construction and Demolition Waste Diversion

1 point available

A. Credit Rationale

This credit recognizes institutions that have diverted construction and demolition (C&D) wastes. Construction and demolition is a significant source of waste that falls outside of an institution's standard waste stream and may be handled by a separate contractor or waste hauler.

B. Criteria

Institution diverts non-hazardous [construction and demolition waste](#) from the landfill and/or incinerator.

Soil and organic debris from excavating or clearing the site do not count for this credit.

C. Applicability

This credit applies to all institutions that have conducted a major construction, renovation and/or demolition project in the three years prior to the anticipated date of submission.

D. Scoring

Institutions earn the maximum of 1 point available for this credit by diverting all of their non-hazardous construction and demolition waste from the landfill or incinerator in a one-year period. Incremental points are awarded based on the percentage of waste that is recovered. For example, an institution that diverts 50 percent of its construction and demolition waste would earn 0.5 points (half of the points available for this credit).

Points for this credit are calculated automatically in the STARS Reporting Tool as follows:

C&D waste recycled, donated or otherwise recovered	Add	C&D waste landfilled or incinerated	Equals	Total amount of C&D waste generated (recovered + disposed)
_____	+	_____	=	_____

Factor	Multiply	C&D waste recycled, donated or otherwise recovered	Divide	Total amount of C&D waste generated (recovered + disposed)	Equals	Points earned
1	×	_____	÷	_____	=	Up to 1

E. Reporting Fields

Required

- Construction and demolition materials recycled, donated, or otherwise recovered during the most recent year for which data is available within the previous three years (short tons/tonnes)
- Construction and demolition materials landfilled or incinerated during the most recent year for which

data is available within the previous three years (short tons/tonnes)

Optional

- A brief description of programs, policies, infrastructure investments, outreach efforts, and/or other factors that contributed to the diversion rate for construction and demolition waste
- The website URL where information about the programs or initiatives is available
- Additional documentation to support the submission (upload)
- Data source(s) and notes about the submission
- Contact information for a responsible party (a staff member, faculty member, or administrator who can respond to questions regarding the data once it is submitted and available to the public)

F. Measurement

Timeframe

Report on the most recent data available for a one-year period from within the three years prior to the anticipated date of submission.

Sampling and Data Standards

Waste figures measured in volume may be converted to weight using the conversion factors for construction debris provided by [CalRecycle](#), other state or provincial authorities, or the guidance provided by the [United Nations Environment Programme](#) (UNEP).

G. Standards and Terms

Construction and demolition waste

Consistent with the U.S. Environmental Protection Agency (EPA), construction and demolition (C&D) materials consist of “the debris generated during the construction, renovation, and demolition of buildings, roads, and bridges. C&D materials often contain bulky, heavy materials, such as concrete, wood, metals, glass, and salvaged building components.”

Waste

Waste is defined as any substance or object which the institution discards, intends to discard, or is required to discard. This includes materials that are recycled, composted, donated, re-sold, or disposed of as trash.

Scoring Example: Construction and Demolition Waste Diversion

Example University had two major construction projects during the past year. These projects generated the following C&D materials:

- 50 tons of C&D materials that were recycled
- 10 tons of C&D materials that were donated
- 40 tons of C&D materials that were landfilled

Materials recycled, donated or otherwise recovered = $50 + 10 = 60$

Total amount of C&D waste generated = 100

C&D waste recycled, donated or otherwise recovered	<i>Add</i>	C&D waste landfilled or incinerated	<i>Equals</i>	Total amount of C&D waste generated (recovered + disposed)
<u>60</u>	+	<u>40</u>	=	<u>100</u>

Factor	<i>Multiply</i>	C&D waste recycled, donated or otherwise recovered	<i>Divide</i>	Total amount of C&D waste generated (recovered + disposed)	<i>Equals</i>	Points earned
1	×	<u>60</u>	÷	<u>100</u>	=	<u>0.60</u>

OP 21: Hazardous Waste Management

1 point available

A. Credit Rationale

This credit recognizes institutions that seek to minimize and safely dispose of all hazardous, universal, and non-regulated chemical waste and that have electronic waste (“e-waste”) recycling and/or reuse programs. Hazardous waste typically contains toxic components such as lead and mercury that can contaminate soil and groundwater and have detrimental human health impacts if handled improperly. At the same time, e-waste contains components that can be recycled. Likewise, computers, cellular phones, and other electronic materials can be donated or re-sold at reduced cost to non-profit organizations and community groups. Given the environmental and workplace health hazards that arise from hazardous waste disposal and e-waste recycling, this credit is reserved for programs that take steps to ensure that workers’ basic safety is protected and environmental standards are met.

B. Criteria

Part 1

Institution has strategies in place to safely dispose of all hazardous, special (e.g. coal ash), universal, and non-regulated chemical waste and seeks to minimize the presence of these materials on campus.

Part 2

Institution has a program in place to recycle, reuse, and/or refurbish electronic waste generated by the institution and/or its students. Institution ensures that the electronic waste is recycled responsibly by using a recycler certified under the [e-Stewards](#)[®] and/or Responsible Recycling ([R2](#)) standards.

C. Applicability

This credit applies to all institutions.

D. Scoring

Each part of the credit is scored separately.

Part 1

Institutions earn 0.5 points for meeting the criteria outlined above. Partial points are not available for Part 1.

Part 2

Institutions earn the maximum of 0.5 points available for Part 2 for having or participating in a program to responsibly recycle, reuse, and/or refurbish electronic waste generated by both the institution and its students. Partial points are available. For example, an institution whose program includes recycling, reusing, and/or refurbishing electronic waste generated by the institution or its students, but not by both, would earn 0.25 points (half of the points available for Part 2).

E. Reporting Fields

Required

- Does the institution have strategies in place to safely dispose of all hazardous, special (e.g. coal ash), universal, and non-regulated chemical waste and seek to minimize the presence of these materials on campus?

If yes, provide the following:

- A brief description of steps taken to reduce hazardous, special (e.g. coal ash), universal, and non-regulated chemical waste
 - A brief description of how the institution safely disposes of hazardous, universal, and non-regulated chemical waste
 - A brief description of any significant hazardous material release incidents during the previous three years, including volume, impact and response/remediation
 - A brief description of any inventory system employed by the institution to facilitate the reuse or redistribution of laboratory chemicals
- Does the institution have or participate in a program to responsibly recycle, reuse, and/or refurbish electronic waste generated by the institution?
 - Does the institution have or participate in a program to responsibly recycle, reuse, and/or refurbish electronic waste generated by students?

If yes to either of the above, provide:

- A brief description of the electronic waste recycling program(s), including information about how electronic waste generated by the institution and/or students is recycled
- Is the institution's electronic waste recycler certified under the e-Stewards and/or Responsible Recycling (R2) standards?

Optional

- Electronic waste recycled or otherwise diverted from the landfill or incinerator during the most recent year for which data is available during the previous three years (short tons/tonnes)
- The website URL where information about the programs or initiatives is available
- Additional documentation to support the submission (upload)
- Data source(s) and notes about the submission
- Contact information for a responsible party (a staff member, faculty member, or administrator who can respond to questions regarding the data once it is submitted and available to the public)

F. Measurement

Timeframe

Report on current programs at the time of submission.

Sampling and Data Standards

Not applicable

G. Standards and Terms

e-Stewards

The [e-Stewards](#) certification program for electronics recyclers is designed to enable individuals and organizations who dispose of their old electronic equipment to easily identify recyclers that adhere to the highest standard of environmental responsibility and worker protection. e-Stewards Certification is open to electronics recyclers, refurbishers and processors in all developed countries.

Responsible Recycling

The Responsible Recycling ([R2 Standard](#)) sets forth requirements relating to environmental, health, safety, and security aspects of electronics recycling. R2 also requires e-recyclers to assure that more toxic material streams are managed safely and responsibly by downstream vendors-all the way to final disposition. It also prohibits e-recyclers and their downstream vendors from exporting these more toxic materials to countries that have enacted laws making their import illegal.

Waste

Waste is defined as any substance or object which the institution discards, intends to discard, or is required to discard. This includes materials that are recycled, composted, donated, re-sold, or disposed of as trash.

Water

This subcategory seeks to recognize institutions that are conserving water, making efforts to protect water quality and treating water as a resource rather than a waste product. Pumping, delivering, and treating water is a major driver of energy consumption, so institutions can help reduce energy use and the greenhouse gas emissions associated with energy generation by conserving water. Likewise, conservation, water recycling and reuse, and effective rainwater management practices are important in maintaining and protecting finite groundwater supplies. Water conservation and effective rainwater management also reduce the need for effluent discharge into local surface water supplies, which helps improve the health of local water ecosystems.

Credits

Points available: 6-8

OP 22	Water Use	4-6
OP 23	Rainwater Management	2

Share your story

The My Submission section of the online Reporting Tool includes an optional reporting field for the institution to provide an overview of notable activities and accomplishments in this subcategory. This information is featured in the institution’s public report.

- A brief summary of the institution’s notable activities and accomplishments relevant to this subcategory

OP 22: Water Use

4-6 points available

A. Credit Rationale

This credit recognizes institutions that have reduced water use. By reducing campus water withdrawals, institutions can reduce pressures on local aquifers, streams, rivers, lakes, and aquatic wildlife.

B. Criteria

Part 1

Institution has reduced its [potable water](#) use per [weighted campus user](#) compared to a baseline.

Part 2

Institution has reduced its potable water use per gross square foot/metre of floor area compared to a baseline.

Part 3

Institution has reduced its total water use (potable + non-potable) per acre/hectare of [vegetated grounds](#) compared to a baseline.

C. Applicability

This credit applies to all institutions.

D. Scoring

Each part is scored independently.

This credit is weighted more heavily for institutions located in areas of water stress and scarcity and less heavily for institutions in areas with relative water abundance. The points available for each part of this credit are determined by the level of "Physical Risk QUANTITY" for the institution's main campus, as indicated by the World Resources Institute's [Aqueduct Water Risk Atlas](#). The number of points available is automatically calculated in the online Reporting Tool as detailed in the following table:

Physical Risk QUANTITY	Points available for each part	Total available points for this credit
Low and Low to Medium Risk	1 $\frac{1}{3}$	4
Medium to High Risk	1 $\frac{2}{3}$	5
High and Extremely High Risk	2	6

Points earned are calculated according to the formulas below. Please note that users do not have to calculate the number of points available and the number of points earned themselves; points will be calculated automatically when the data listed under *E. Reporting Fields* is entered in the online Reporting Tool.

STARS awards only positive points; points will not be deducted if normalized water use increased rather than decreased during the time period.

Part 1

Institutions earn the maximum points available for Part 1 of this credit by achieving a 30 percent or larger reduction in potable water use per weighted campus user compared to a baseline. Incremental points are awarded for smaller reductions. For example, an institution that reduced its potable water use by 15 percent would earn half of the points available for Part 1.

$$\text{Points earned} = [E / 0.3] \times \{ [(A/B) - (C/D)] / (A/B) \}$$

- A = Potable water use, baseline year (US gallons/cubic metres)
- B = Weighted campus users, baseline year
- C = Potable water use, performance year (US gallons/cubic metres)
- D = Weighted campus users, performance year
- E = Points available for Part 1

Part 2

Institutions earn the maximum points available for Part 2 of this credit by achieving a 30 percent or larger reduction in potable water use per gross square foot/metre of floor area compared to a baseline. Incremental points are awarded for smaller reductions. For example, an institution that reduced its potable water use by 15 percent would earn half of the points available for Part 2.

$$\text{Points earned} = [E / 0.3] \times \{ [(A/B) - (C/D)] / (A/B) \}$$

- A = Potable water use, baseline year (US gallons/cubic metres)
- B = Gross floor area of building space, baseline year (gross square feet/metres)
- C = Potable water use, performance year (US gallons/cubic metres)
- D = Gross floor area of building space, performance year (gross square feet/metres)
- E = Points available for Part 2

Part 3

Institutions earn the maximum points available for Part 3 of this credit by achieving a 30 percent or larger reduction in total water use per acre/hectare of vegetated grounds compared to a baseline. Incremental points are awarded for smaller reductions. For example, an institution that reduced its total water use by 15 percent would earn half of the points available for Part 3.

$$\text{Points earned} = [E / 0.3] \times \{ [(A/B) - (C/D)] / (A/B) \}$$

- A = Total water use, baseline year (US gallons/cubic metres)
- B = Area of vegetated grounds, baseline year (acres/hectares)
- C = Total water use, performance year (US gallons/cubic metres)
- D = Area of vegetated grounds, performance year (acres/hectares)
- E = Points available for Part 3

E. Reporting Fields

Required

- ❑ Level of "Physical Risk QUANTITY" for the institution's main campus as indicated by the World Resources Institute's [Aqueduct Water Risk Atlas](#) (Low, Low to Medium, Medium to High, High, or Extremely High)
- ❑ Total water use (potable and non-potable combined), performance year (US gallons/cubic metres)
- ❑ Potable water use, performance year (US gallons/cubic metres)
- ❑ Total water use (potable and non-potable combined), baseline year (US gallons/cubic metres)
- ❑ Potable water use, baseline year (US gallons/cubic metres)
- ❑ Start date, performance year or 3-year period
- ❑ End date, performance year or 3-year period
- ❑ Start date, baseline year or 3-year period
- ❑ End date, baseline year or 3-year period
- If end date of the baseline year/period is 2004 or earlier, provide:*
 - A brief description of when and why the water use baseline was adopted (e.g. in sustainability plans and policies or in the context of other reporting obligations)
- ❑ Figures needed to determine "weighted campus users" during the performance year:
 - Number of students resident on-site, performance year
 - Number of employees resident on-site, performance year
 - Number of other individuals resident on-site and/or in-patient hospital beds (if applicable), performance year
 - Total full-time equivalent student enrollment, performance year
 - Full-time equivalent of employees (staff + faculty), performance year
 - Full-time equivalent of students enrolled exclusively in distance education, performance year
- ❑ Figures needed to determine "weighted campus users" during the baseline year:
 - Number of students resident on-site, baseline year
 - Number of employees resident on-site, baseline year
 - Number of other individuals resident on-site and/or in-patient hospital beds (if applicable), baseline year
 - Total full-time equivalent student enrollment, baseline year
 - Full-time equivalent of employees (staff + faculty), baseline year
 - Full-time equivalent of students enrolled exclusively in distance education, baseline year
- ❑ [Gross floor area of building space](#), performance year (square feet/metres)
- ❑ Gross floor area of building space, baseline year (square feet/metres)
- ❑ Does the institution wish to pursue Part 3 of this credit? (reductions in total water use per acre/hectare of vegetated grounds)

If yes, provide:

- Area of vegetated grounds, performance year (acres/hectares) (Athletic fields and land dedicated to food production may be excluded)
- Area of vegetated grounds, baseline year (acres/hectares) (Athletic fields and land dedicated to food production may be excluded)

Optional

- A brief description of any of the following water conservation and efficiency initiatives employed by the institution:
 - Behavior change, e.g. initiatives to shift individual attitudes and practices such as signage and competitions
 - Water recovery and reuse
 - Initiatives to replace plumbing fixtures, fittings, appliances, equipment, and systems with water-efficient alternatives (e.g. building retrofits)
- The website URL where information about the programs or initiatives is available
- Additional documentation to support the submission (upload)
- Data source(s) and notes about the submission
- Contact information for a responsible party (a staff member, faculty member, or administrator who can respond to questions regarding the data once it is submitted and available to the public)

F. Measurement

Timeframe

Performance Year

Report the most recent data available from within the three years prior to the anticipated date of submission. Institutions may use the most recent single year for which data is available or an average from throughout the period. Institutions may choose the annual start and end dates that work best with the data they have (e.g. fiscal or calendar year), as long as data are reported from a consecutive 12-month (or 3-year) period.

Report building space, campus area, and population figures from the same time period as that from which water use data are drawn (e.g. the consecutive 12-month or 3-year period that most closely overlaps with the water use performance period). Institutions may report building space and campus area using an average from throughout the period or a snapshot at a single representative point during the period.

Baseline Year

Report data from the baseline year, which may be:

- Any year from 2005 to the present
- A baseline year, 1990 to 2004, that the institution has adopted as part of its sustainability plans or policies or in the context of other reporting obligations

Recommended best practices for defining a baseline include:

- Using the average of three consecutive years to reduce the impact of outliers.

- Using the same baseline year for multiple credits to reduce reporting requirements. For example, institutions using 2005 for all STARS credits that are baseline-based would only have to calculate baseline weighted campus user data once.
- Ensuring that baseline and performance year data are valid and reliable (e.g. that the data were gathered in the same manner)

Institutions without valid and reliable historical data should use performance year data for both the baseline and performance year. Following this approach, an institution would not be able to claim points for reductions during its first STARS submission, but would be able to use its newly established baseline for subsequent submissions.

Institutions may choose the start and end dates that work best with the data they have (e.g. fiscal or calendar year), as long as data are reported from a consecutive 12-month (or 3-year) period.

Report building space, campus area, and population figures from the same period as that from which water use data are drawn (e.g. the consecutive 12-month or 3-year period that most closely overlaps with the water use baseline period). Institutions may report building space and campus area using an average from throughout the period or a snapshot at a single representative point during the period.

Sampling and Data Standards

To the extent possible, include all water that was used by the institution when reporting for this credit; reporting on a sample or subset of water use is not allowed. Total water use is the total volume of water, potable and non-potable, withdrawn by the institution regardless of source, i.e. surface water, ground water, rainwater harvested directly and stored by the institution for use, reclaimed wastewater from off-campus sources, and water from municipal water supplies and water utilities. If data on water use values are not available, institutions may work with their facilities department and water utility to estimate usage figures based on billing totals.

Water that is [recycled/reused](#) on campus should only be counted toward water use once (at initial withdrawal from its source) and excluded at subsequent uses.

Athletic fields and land dedicated to food production may be excluded from the area of vegetated grounds as long as they are excluded from both baseline year and performance year data. The footprint of buildings and other structures with green roofs may be included in the area of vegetated grounds.

G. Standards and Terms

Gross floor area of building space

Gross floor area of building space refers to the total amount of building space that is included within the institutional boundary. Any standard definition of building space may be used (e.g. ASHRAE, ANSI/BOMA, IECC) as long as it is used consistently. Parking structures are included. For guidance on calculating gross square footage of a building, you may also consult [3.2.1 Gross Area](#) of the U.S. Department of Education's *Postsecondary Education Facilities Inventory and Classification Manual*.

Buildings within the overall STARS boundary that the institution leases entirely (i.e. the institution is the only tenant) should be included.

Buildings that are not owned by the institution and in which the institution is one of multiple tenants may be excluded. If the institution chooses to include such buildings, it must include all multi-tenant buildings that are included in the institution's overall STARS boundary and in which the institution is a tenant; institutions cannot

choose to include some leased spaces and omit others. If an institution chooses to include leased spaces, the institution should count only the square footage of building space it occupies and not the entire building.

Potable water

Potable water (or “finished” water) is water that meets local and/or national standards governing drinking water. By contrast, non-potable water is water that does not, or may not, meet drinking water quality standards.

Recycled/reused water

Recycled/reused water includes water reused in closed loop systems, graywater that is recovered and reused, and blackwater that is reclaimed and reused. Reuse applications may include, but are not limited to, agricultural and landscape irrigation, industrial and cooling processes, and toilet flushing. Recycled/reused water includes water that is treated prior to reuse and water that is not treated prior to reuse.

Total campus area

The total amount of land within the institutional boundary, including the footprint of the institution’s buildings.

Vegetated grounds

The area of vegetated grounds equals total campus area minus the footprint of buildings and non-vegetated surfaces (e.g. permeable or impermeable pavement). The footprint of buildings with green roofs may be included as vegetated grounds.

Weighted campus user

“Weighted campus user” is a measurement of an institution’s population that is adjusted to accommodate how intensively certain community members use the campus. This figure is used to normalize resource consumption and environmental impact figures in order to accommodate the varied impacts of different population groups. For example, an institution where a high percentage of students live on campus would witness higher greenhouse gas emissions, waste generation, and water consumption figures than otherwise comparable non-residential institution since students’ residential impacts and consumption would be included in the institution’s totals.

STARS calculates the figure according to the following formula. Please note that users will not have to calculate this figure themselves; the result will be calculated automatically when the data are entered into the online Reporting Tool.

$$\text{Weighted campus users} = (A + B + C) + 0.75 [(D - A) + (E - B) - F]$$

- A= Number of students resident on-site
- B= Number of employees resident on-site
- C= Number of other individuals resident on-site and/or in-patient hospital beds
- D= Total full-time equivalent student enrollment
- E= Full-time equivalent of employees (staff + faculty)
- F= Full-time equivalent of students enrolled exclusively in distance education

Scoring Example: Water Use

Example College's "Physical Risk QUANTITY" for water is *High* according to the World Resources Institute's [Aqueduct Water Risk Atlas](#), making **2** points available for each part of the credit.

Part 1

- Used 1,000,000 gallons of potable water in 2005 (A)
- Had 2,000 weighted campus users in 2005 (B)
- Used 900,000 gallons of potable water in 2013 (C)
- Had 2,000 weighted campus users in 2013 (D)

$$\begin{aligned}\text{Points earned} &= (2 / 0.3) \times \{ [(A/B) - (C/D)] / (A/B) \} \\ &= 6.67 \times \{ [(1,000,000/2,000) - (900,000/2,000)] / (1,000,000/2,000) \} \\ &= 6.67 \times \{ [500 - 450] / 500 \} \\ &= 6.67 \times 50 / 500 \\ &= 6.67 \times 0.10 \\ &= \mathbf{0.67 \text{ points earned for Part 1}}\end{aligned}$$

Part 2

- Used 1,000,000 gallons of potable water in 2005 (A)
- Had 2,000,000 gross square feet of floor area in 2005 (B)
- Used 900,000 gallons of potable water in 2013 (C)
- Had 2,500,000 gross square feet of floor area in 2013 (D)

$$\begin{aligned}\text{Points earned} &= (2 / 0.3) \times \{ [(A/B) - (C/D)] / (A/B) \} \\ &= 6.67 \times \{ [(1,000,000/2,000,000) - (900,000/2,500,000)] / (1,000,000/2,000,000) \} \\ &= 6.67 \times \{ [0.5 - 0.36] / 0.5 \} \\ &= 6.67 \times 0.14 / 0.5 \\ &= 6.67 \times 0.28 \\ &= \mathbf{1.87 \text{ points earned for Part 2}}\end{aligned}$$

Part 3

- Used 1,000,000 gallons of potable and non-potable water in 2005 (A)
- Had 100 acres of vegetated grounds in 2005 (B)
- Used 900,000 gallons of potable and non-potable water in 2013 (C)
- Had 120 acres of vegetated grounds in 2013 (D)

$$\begin{aligned}\text{Points earned} &= (2 / 0.3) \times \{ [(A/B) - (C/D)] / (A/B) \} \\ &= 6.67 \times \{ [(1,000,000/100) - (900,000/120)] / (1,000,000/100) \} \\ &= 6.67 \times \{ [10,000 - 7,500] / 10,000 \} \\ &= 6.67 \times 2,666.67 / 11,000 \\ &= 6.67 \times 0.25 \\ &= \mathbf{1.67 \text{ points earned for Part 3}}\end{aligned}$$

OP 23: Rainwater Management

2 points available

A. Credit Rationale

This credit recognizes institutions that implement policies and programs to reduce stormwater runoff and resultant water pollution, and treat rainwater as a resource rather than as a waste product. By using low impact development practices and green infrastructure to manage rainwater, institutions can help replenish natural aquifers, reduce erosion impacts, decrease pressures on public infrastructure and minimize local water contamination.

B. Criteria

Institution uses [green infrastructure](#) and [low impact development](#) (LID) practices to help mitigate [stormwater run-off](#) impacts and treat rainwater as a resource rather than as a waste product.

Policies adopted by entities of which the institution is part (e.g. state government or the university system) may count for this credit as long as the policies apply to and are followed by the institution.

C. Applicability

This credit applies to all institutions.

D. Scoring

Institutions earn the maximum of 2 points available for this credit by having comprehensive rainwater management policies, plans or guidelines that incorporate green infrastructure, cover the entire campus, and mandate the use of LID practices for all new construction, major renovation, and development projects. Partial points are available as follows:

Which of the following best describes the institution's approach to rainwater management?	Points earned
Institution has comprehensive rainwater management policies, plans or guidelines that incorporate green infrastructure, cover the entire campus, and mandate the use of LID practices for all new construction, major renovation, and development projects.	2
Institution has rainwater management policies, plans or guidelines that incorporate green infrastructure, but are less comprehensive (e.g. do not cover the entire campus, cover buildings and not other types of projects, or require consideration of rather than mandate LID practices).	1
Institution uses green infrastructure to manage rainwater and employs LID practices on a case-by-case basis or for demonstration projects (i.e. in the absence of formal policies, plans or guidelines).	0.5

E. Reporting Fields

Required

- Which of the following best describes the institution's approach to rainwater management?
 - Institution has comprehensive rainwater management policies, plans or guidelines that incorporate green infrastructure, cover the entire campus, and mandate the use of LID practices for all new construction, major renovation, and development projects.
 - Institution has rainwater management policies, plans or guidelines that incorporate green infrastructure, but are less comprehensive (e.g. do not cover the entire campus, cover buildings and not other types of projects, or require consideration of rather than mandate LID practices).
 - Institution uses green infrastructure to manage rainwater and employs LID practices on a case-by-case basis or for demonstration projects (i.e. in the absence of formal policies, plans or guidelines).
 - None of the above; institution does not use green infrastructure or LID practices.

If institution uses green infrastructure and LID practices, provide:

- A brief description of the institution's green infrastructure and LID practices

If reporting policies, plans or guidelines, provide:

- A copy or brief description of the institution's rainwater management policy, plan, and/or guidelines to support the responses above (text or upload)

Optional

- The website URL where information about the programs or initiatives is available
- Additional documentation to support the submission (upload)
- Data source(s) and notes about the submission
- Contact information for a responsible party (a staff member, faculty member, or administrator who can respond to questions regarding the data once it is submitted and available to the public)

F. Measurement

Timeframe

Report on current policies, plans, and/or strategies at the time of submission.

Sampling and Data Standards

Report on policies, plans, and/or strategies employed throughout the campus.

G. Standards and Terms

Green infrastructure

Consistent with the [U.S. Environmental Protection Agency \(EPA\)](#), the term “green infrastructure” refers to:

...systems and practices that use or mimic natural processes to infiltrate, evapotranspire (the return of water to the atmosphere either through evaporation or by plants), or reuse stormwater or runoff on the site where it is generated.

Examples include rainwater harvesting, downspout disconnection, rain gardens, bioswales, permeable pavements, green streets and alleys, green roofs, and urban tree canopy.

Low impact development

Consistent with [U.S. Environmental Protection Agency \(EPA\)](#), low impact development (LID) is defined as:

...an approach to land development (or re-development) that works with nature to manage stormwater as close to its source as possible. LID employs principles such as preserving and recreating natural landscape features, minimizing effective imperviousness to create functional and appealing site drainage that treat stormwater as a resource rather than a waste product. There are many practices that have been used to adhere to these principles such as bioretention facilities, rain gardens, vegetated rooftops, rain barrels, and permeable pavements. By implementing LID principles and practices, water can be managed in a way that reduces the impact of built areas and promotes the natural movement of water within an ecosystem or watershed. Applied on a broad scale, LID can maintain or restore a watershed's hydrologic and ecological functions. LID has been characterized as a sustainable stormwater practice by the Water Environment Research Foundation and others.

LID can be applied to new development, redevelopment, or as retrofits to existing development. LID has been adapted to a range of land uses from high density ultra-urban settings to low density development.

Stormwater run-off

Stormwater run-off refers to water from precipitation that flows over land or impervious surfaces into bodies of water or sewer systems.

Planning & Administration (PA)

Coordination & Planning

This subcategory seeks to recognize colleges and universities that are institutionalizing sustainability by dedicating resources to sustainability coordination, developing plans to move toward sustainability, and engaging students, staff, faculty, and community stakeholders in governance. Staff and other resources help an institution organize, implement, and publicize sustainability initiatives. These resources provide the infrastructure that fosters sustainability within an institution. Sustainability planning affords an institution the opportunity to clarify its vision of a sustainable future, establish priorities and help guide budgeting and decision making. Strategic planning and stakeholder engagement in governance are important steps in making sustainability a campus priority and may help advocates implement changes to achieve sustainability goals.

Credits	Points available: 8
PA 1 Sustainability Coordination	1
PA 2 Sustainability Planning	4
PA 3 Participatory Governance	3

Share your story

The My Submission section of the online Reporting Tool includes an optional reporting field for the institution to provide an overview of notable activities and accomplishments in this subcategory. This information is featured in the institution’s public report.

- A brief summary of the institution’s notable activities and accomplishments relevant to this subcategory

PA 1: Sustainability Coordination

1 point available

A. Credit Rationale

This credit recognizes institutions with active committees, offices, or officers charged by the administration or board of trustees to coordinate sustainability work on campus. Institution-wide coordination helps institutions organize, implement, and publicize sustainability initiatives.

B. Criteria

Institution has at least one sustainability committee, office, and/or officer tasked by the administration or governing body to advise on and implement policies and programs related to sustainability on campus. The committee, office, and/or officer focuses on sustainability broadly (i.e. not just one sustainability issue, such as climate change) and covers the entire institution.

An institution that has multiple committees, offices and/or staff with responsibility for subsets of the institution (e.g. schools or departments) may earn points for this credit if it has a mechanism for broad sustainability coordination for the entire campus (e.g. a coordinating committee or the equivalent). A committee, office, and/or officer that focuses on one aspect of sustainability (e.g. an energy efficiency committee) or has jurisdiction over only a part of the institution (e.g. “Academic Affairs Sustainability Taskforce”) does not count toward scoring in the absence of institution-wide coordination.

C. Applicability

This credit applies to all institutions.

D. Scoring

Institutions earn 1 point for having at least one committee, office, and/or officer that meets the criteria outlined above. Partial points are not available for this credit.

E. Reporting Fields

Required

- Does the institution have at least one sustainability committee?
If yes, provide:
 - The charter or mission statement of the committee(s) or a brief description of each committee's purview and activities
 - Members of each committee, including affiliations and role (e.g. staff, student, or faculty)
- Does the institution have at least one sustainability office that includes more than 1 full-time equivalent (FTE) employee?
If yes, provide:
 - A brief description of each sustainability office
 - Full-time equivalent (FTE) of people employed in the sustainability office(s)

- Does the institution have at least one sustainability officer?

If yes, provide:

- Name and title of each sustainability officer
- Does the institution have a mechanism for broad sustainability coordination for the entire institution (e.g. a campus-wide committee or an officer/office responsible for the entire campus)?

If yes, provide:

- A brief description of the activities and substantive accomplishments of the institution-wide coordinating body or officer during the previous three years

Optional

- For up to three sustainability officer positions, provide:
 - Job title of the sustainability officer position
 - Job description for the sustainability officer position (text or upload)
- The website URL where information about the programs or initiatives is available
- Additional documentation to support the submission (upload)
- Data source(s) and notes about the submission
- Contact information for a responsible party (a staff member, faculty member, or administrator who can respond to questions regarding the data once it is submitted and available to the public)

F. Measurement

Timeframe

Report on current sustainability committee composition and practices, office status, and/or officer position status at the time of submission.

Sampling and Data Standards

Not applicable

G. Standards and Terms

Full-time equivalent

Consistent with [Eurostat](#), full-time equivalent (FTE) is defined as follows:

A full-time equivalent, sometimes abbreviated as FTE, is a unit to measure employed persons or students in a way that makes them comparable although they may work or study a different number of hours per week.

An institution should report its best estimates for FTE figures, annualized as feasible and calculated according to relevant national, regional or international standards. IPEDS, for example, calculates the number of FTE staff by summing the total number of full-time staff and adding one-third of the total number of part-time staff.

Governing body

Governing body is defined as the highest governing body at the institution with ultimate authority at the site defined by the institutional boundary. This body might be called the board of trustees, board of governors,

board of overseers, board of visitors or some other nomenclature. Institutions that are part of larger systems may have several boards that are involved in the institution's operation. The term governing body is intended to describe the board with the most direct involvement in campus governance and with the highest authority at that particular location.

Officer

“Officer” is inclusive of coordinators, managers, directors, and the equivalent.

PA 2: Sustainability Planning

4 points available

A. Credit Rationale

This credit recognizes institutions that have developed comprehensive plans to move toward sustainability. Sustainability planning affords an institution the opportunity to clarify its vision of a sustainable future and provides a road map to help guide decision-making. Establishing measurable goals and objectives allows an institution to track its future progress, identify and document its successes, and manage the levels of resources devoted to (and required for) the attainment of its sustainability goals. Including sustainability at a high level in the institution's strategic plan and other guiding documents also signals an institution's commitment to sustainability and may help infuse an ethic of environmental, fiscal and social responsibility throughout the campus community.

B. Criteria

Institution has published one or more written plans that include [measurable sustainability objectives](#) addressing one or more of the following areas:

- Curriculum
- Research
- Campus Engagement
- Public Engagement
- Air & Climate
- Buildings
- Energy
- Food & Dining
- Grounds
- Purchasing
- Transportation
- Waste
- Water
- Diversity & Affordability
- Investment
- Wellbeing & Work
- Other (e.g. arts and culture or technology)

The criteria may be met by any combination of published plans, for example:

- [Strategic plan](#) or equivalent guiding document
- [Climate action plan](#)
- Campus master plan or physical campus plan
- Human resources strategic plan
- Sustainability plan
- Diversity plan

For institutions that are a part of a larger system, plans developed at the system level are eligible for this credit.

C. Applicability

This credit applies to all institutions.

D. Scoring

Institutions earn 0.25 points for each of the areas listed for which they have published plans that include at least one measurable sustainability objective. Note that points are awarded based on the breadth of topics covered by one or more plans, not the number of plans the institution has published. A maximum of 4 points is available for this credit.

E. Reporting Fields

Required

- Does the institution have a published strategic plan or equivalent guiding document that includes sustainability at a high level?

If yes, provide:

- A brief description of how the institution's strategic plan or equivalent guiding document addresses sustainability
 - A copy of the strategic plan (upload) or the website URL where the plan is publicly available
- Does the institution have a published sustainability plan (apart from what is reported above)?

If yes, provide:

- A copy of the sustainability plan (upload) or the website URL where the plan is publicly available
- Does the institution have a published climate action plan (apart from what is reported above)?

If yes, provide:

- A copy of the climate action plan (upload) or the website URL where the plan is publicly available
- Does the institution have other published plans that address sustainability or include measurable sustainability objectives (e.g. campus master plan, physical campus plan, diversity plan, human resources plan)?

If yes, provide:

- A list of other published plans that address sustainability, including public website URLs (if available)
- Taken together, do the plan(s) reported above include measurable sustainability objectives that address the following?

- | | |
|---------------------|---|
| ○ Curriculum | ○ Purchasing |
| ○ Research | ○ Transportation |
| ○ Campus Engagement | ○ Waste |
| ○ Public Engagement | ○ Water |
| ○ Air & Climate | ○ Diversity & Affordability |
| ○ Buildings | ○ Investment |
| ○ Energy | ○ Wellbeing & Work |
| ○ Food & Dining | ○ Other (e.g. arts and culture or technology) |
| ○ Grounds | |

For each topic selected above, provide:

- A list or sample of the measurable sustainability objectives that address the topic and the published plans in which each objective is included

Optional

- Does the institution have a formal statement in support of sustainability endorsed by its governing body (e.g. a mission statement that specifically includes sustainability and is endorsed by the Board of Trustees)?

If yes, provide:

- The formal statement in support of sustainability
- The institution's definition of sustainability (e.g. as included in a published statement or plan)
- Is the institution an endorser or signatory of the following?
 - The Earth Charter
 - The Higher Education Sustainability Initiative (HESI)
 - ISCN-GULF Sustainable Campus Charter
 - Second Nature's Carbon Commitment (formerly known as the American College and University Presidents' Climate Commitment), Resilience Commitment, and/or integrated Climate Commitment
 - The Talloires Declaration (TD)
 - UN Global Compact
 - Other multi-dimensional sustainability commitments (please specify)

If yes to any of the above, provide:

- A brief description of the institution's formal sustainability commitments, including the specific initiatives selected above
- The website URL where information about the programs or initiatives is available
- Additional documentation to support the submission (upload)
- Data source(s) and notes about the submission
- Contact information for a responsible party (a staff member, faculty member, or administrator who can respond to questions regarding the data once it is submitted and available to the public)

F. Measurement

Timeframe

Report on the institution's published plan(s) at the time of submission. Draft documents are not eligible for this credit.

Sampling and Data Standards

Not applicable

G. Standards and Terms

Climate action plan

A climate action plan outlines targets and strategies to reduce an institution's greenhouse gas emissions and improve campus resiliency in the face of global climate change.

Governing body

Governing body is defined as the highest governing body at the institution with ultimate authority at the site defined by the institutional boundary. This body might be called the board of trustees, board of governors, board of overseers, board of visitors or some other nomenclature. Institutions that are part of larger systems may have several boards that are involved in the institution's operation. The term governing body is intended to describe the board with the most direct involvement in campus governance and with the highest authority at that particular location.

Measurable sustainability objectives

Measurable sustainability objectives are concrete criteria used to assess progress toward the attainment of a sustainability goal or target (e.g. emissions reductions, reductions in resource use or waste, the establishment of new sustainability programs or initiatives, increases in the number of people impacted by sustainability programs and initiatives, and financial savings attributable to sustainability initiatives). In addition to being measurable, such objectives should be specific, achievable, relevant and time-bound (see [SMART criteria](#)). Examples include:

- “The institution will reduce its greenhouse gas emissions 30 percent by 2025.”
- “100 percent of graduates will be able to demonstrate sustainability literacy by 2020 as measured by a standard sustainability literacy survey.”
- “By 2020, all students and staff will be required to participate in cultural competence training” or “By 2020, the diversity and inclusion grant program will double the percentage of graduate students from underrepresented groups.”
- “In 2018, the institution will roll out a student eco-reps program in all residence halls” or “By 2018, the sustainability committee will adopt a green office certification program.”
- “The institution will save in excess of \$1 million over the next 10 years due to energy efficiency improvements.”

Strategic plan

A strategic plan is the highest guiding document for an institution. Strategic planning is the process of defining a strategy or direction and making decisions on allocating resources to pursue the strategy. A strategic plan thus serves as a statement of where the institution wants to go and how it plans to get there. Strategic plans often establish goals, objectives, strategies, and/or performance measures. An equivalent guiding document may be known under a different name.

PA 3: Participatory Governance

3 points available

A. Credit Rationale

This credit recognizes institutions that engage students, staff, faculty and local community members in the ongoing governance of the college or university. Governance includes a variety of organizational functions and decision-making processes, from financial oversight and personnel management to goal-setting and strategic planning. Sustainability requires participatory processes and structures that empower stakeholder groups to come together and work collaboratively to address sustainability challenges through access to and involvement in institutional governance. Without transformed governance structures, many sustainability gains cannot be realized.

B. Criteria

Part 1

Institution has adopted a framework for engaging internal [stakeholders](#) (i.e. students, staff, faculty) in governance. The framework includes:

- Representative bodies through which students, staff and/or faculty can each participate in governance (e.g. student council, staff council, faculty senate);

And/or

- Elected student, staff and/or faculty representatives on the institution's [governing body](#). To count, representatives must be elected by their peers or appointed by a representative student, staff or faculty body or organization.

Part 2

Institution has adopted a framework for engaging external stakeholders (i.e. local community members) in the institution's governance, strategy and operations. The framework includes:

- Written policies and procedures to identify and engage local residents in land use planning, capital investment projects, and other institutional decisions that affect the broader community (e.g. development projects that impact adjacent neighborhoods);

And/or

- Formal participatory or shared governance bodies (e.g. seats on the institution's governing body and/or a formally recognized board, council or committee) through which community members representing the interests of the following stakeholder groups can regularly participate in institutional governance:
 - Local government and/or educational organizations;
 - Private sector organizations; and/or
 - Civil society (e.g. non-governmental organizations and non-profit organizations).

The bodies and mechanisms reported for this credit may be managed by the institution (e.g. formal boards, committees, and councils), by stakeholder groups (e.g. independent committees and organizations that are formally recognized by the institution), or jointly (e.g. union/management structures). Structures or

mechanisms adopted by entities of which the institution is part (e.g. government or university system) may count for this credit as long as they apply and are adhered to by the institution.

C. Applicability

This credit applies to all institutions.

D. Scoring

Each part is scored independently.

Part 1

Institutions earn the maximum of 1.5 points available for Part 1 by meeting both of the criteria outlined above for students, staff, and faculty. Partial points are available based on the number of criteria met for each group as follows:

For each stakeholder group (students, staff and faculty):	Points available	Points earned for Part 1
There is a representative body through which the stakeholder group can participate in governance.	0.25	
There is an elected representative of the stakeholder group on the institution's governing body.	0.25	
Total points earned per group →		Up to 0.5

Part 2

Institutions earn the maximum of 1.5 points available for Part 2 by meeting all of the criteria outlined above. Partial points are available based on the number of criteria met as follows:

Institution has:	Points available	Points earned for Part 2
Written policies and procedures to identify and engage local residents in land use planning, capital investment projects, and other institutional decisions that affect the community.	0.75	
Formal participatory or shared governance bodies through which community members representing the interests of local government and/or educational organizations can regularly participate in institutional governance.	0.25	
Formal participatory or shared governance bodies through which community members representing the interests of private sector organizations can regularly participate in institutional governance.	0.25	
Formal participatory or shared governance bodies through which community members representing the interests of civil society (e.g. non-governmental organizations and non-profit organizations) can regularly participate in institutional governance.	0.25	
Total points earned →		Up to 1.5

E. Reporting Fields

Required

Part 1

- Do the institution's students have a representative body through which they can participate in governance (e.g. a student council)?
- Do the institution's students have an elected representative on the institution's governing body?

If yes to either of the above, provide:

- A brief description of the bodies and mechanisms through which students are engaged in governance, including information to support each affirmative response above
- Do the institution's staff members have a representative body through which they can participate in governance (e.g. a staff council)?
- Do the institution's non-supervisory staff members have an elected representative on the institution's governing body?

If yes to either of the above, provide:

- A brief description of the bodies and mechanisms through which staff are engaged in governance, including information to support each affirmative response above
- Do the institution's teaching and research faculty have a representative body through which they can participate in governance (e.g. a faculty senate)?
- Do the institution's teaching and research faculty have an elected representative on the institution's governing body?

If yes to either of the above, provide:

- A brief description of the bodies and mechanisms through which teaching and research faculty are engaged in governance, including information to support each affirmative response above

Part 2

- Does the institution have written policies and procedures to identify and engage external stakeholders (i.e. local residents) in land use planning, capital investment projects, and other institutional decisions that affect the community (e.g. development projects that impact adjacent neighborhoods)?

If yes, provide:

- A copy of the written policies procedures (text or upload)
- Does the institution have formal participatory or shared governance bodies (e.g. seats on the institution's governing body or a formally recognized board, council or committee) through which community members representing the interests of the following stakeholder groups can regularly participate in institutional governance?
 - Local government and/or educational organizations
 - Private sector organizations
 - Civil society (e.g. NGOs, NPOs)

If yes to one or more of the above, provide:

- A brief description of the bodies and mechanisms through which external stakeholders are engaged in institutional governance (including information about each stakeholder group selected above)

Optional

- The website URL where information about the programs or initiatives is available
- Additional documentation to support the submission (upload)
- Data source(s) and notes about the submission
- Contact information for a responsible party (a staff member, faculty member, or administrator who can respond to questions regarding the data once it is submitted and available to the public)

F. Measurement

Timeframe

Report on current policies and procedures at the time of submission.

Sampling and Data Standards

Not applicable

G. Standards and Terms

Governing body

Governing body is defined as the highest governing body at the institution with ultimate authority at the site defined by the institutional boundary. This body might be called the board of trustees, board of governors, board of overseers, board of visitors or some other nomenclature. Institutions that are part of larger systems may have several boards that are involved in the institution's operation. The term governing body is intended to describe the board with the most direct involvement in campus governance and with the highest authority at that particular location.

Stakeholders

Consistent with the [AccountAbility Stakeholder Engagement Standard](#) (AA1000SES), stakeholders are defined as follows:

Stakeholders are those groups who affect and/or could be affected by an organisation's activities, products or services and associated performance. This does not include all those who may have knowledge of or views about the organisation. Organisations will have many stakeholders, each with distinct types and levels of involvement, and often with diverse and sometimes conflicting interests and concerns.

Diversity & Affordability

This subcategory seeks to recognize institutions that are working to advance diversity and affordability on campus. In order to build a sustainable society, diverse groups will need to be able to come together and work collaboratively to address sustainability challenges. Members of racial and ethnic minority groups and immigrant, indigenous and low-income communities tend to suffer disproportionate exposure to environmental problems. This environmental injustice happens as a result of unequal and segregated or isolated communities. To achieve environmental and social justice, society must work to address discrimination and promote equality. The historical legacy and persistence of discrimination based on racial, gender, religious, and other differences makes a proactive approach to promoting a culture of inclusiveness an important component of creating an equitable society. Higher education opens doors to opportunities that can help create a more equitable world, and those doors must be open through affordable programs accessible to all regardless of race, gender, religion, socio-economic status and other differences. In addition, a diverse student body, faculty, and staff provide rich resources for learning and collaboration.

Credits		Points available: 10
PA 4	Diversity and Equity Coordination	2
PA 5	Assessing Diversity and Equity	1
PA 6	Support for Underrepresented Groups	3
PA 7	Affordability and Access	4

Share your story

The My Submission section of the online Reporting Tool includes an optional reporting field for the institution to provide an overview of notable activities and accomplishments in this subcategory. This information is featured in the institution's public report.

- A brief summary of the institution's notable activities and accomplishments relevant to this subcategory

PA 4: Diversity and Equity Coordination

2 points available

A. Credit Rationale

This credit recognizes institutions with active committees, offices, or officers charged by the administration or governing body to coordinate diversity, equity, inclusion and human rights work on campus. Diversity and equity coordination increases the ability of an institution to more effectively address these issues.

B. Criteria

Part 1

Institution has a diversity and equity committee, office and/or officer (or the equivalent) tasked by the administration or governing body to advise on and implement policies, programs, and trainings related to diversity, equity, inclusion and human rights on campus. The committee, office and/or officer may focus on students and/or employees.

Part 2

Institution makes cultural competence trainings and activities available to students, staff, and/or faculty.

The trainings and activities help participants build the awareness, knowledge and skills necessary to work effectively in cross-cultural situations. Trainings and activities that focus exclusively on awareness, knowledge or skills do not count.

C. Applicability

This credit applies to all institutions.

D. Scoring

Each part is scored independently.

Part 1

Institutions earn 1 point for having a committee, office or officer that meets the criteria outlined above and focuses on both students and employees diversity. Partial points are available if the committee, office and/or officer focuses on students or employees, but not both. For example, an institution with a diversity and equity office that focuses solely on student diversity would earn 0.5 points (half of the points available for Part 1 of this credit).

Part 2

Institutions earn the maximum of 1 point available for Part 2 when all students, staff, and faculty have participated in cultural competence trainings and activities. Partial points are available based on the extent to which students, staff, and faculty participate in such trainings, as follows:

Group	Estimated proportion of each group that has participated in cultural competence trainings and activities (points available)	Points earned
Students	All (0.33) Most (0.22) Some (0.11)	
Staff	All (0.33) Most (0.22) Some (0.11)	
Faculty	All (0.33) Most (0.22) Some (0.11)	
Total points earned →		Up to 1

E. Reporting Fields

Required

- Does the institution have a diversity and equity committee, office, and/or officer (or the equivalent) tasked by the administration or governing body to advise on and implement policies, programs, and trainings related to diversity, equity, inclusion and human rights on campus?

If yes:

- Does the committee, office and/or officer focus on students, employees, or both?
- A brief description of the diversity and equity committee, office and/or officer, including purview and activities
- Estimated proportion of each of the following groups that has participated in cultural competence trainings and activities (All, Most, Some, or None)
 - Students
 - Staff (including administrators)
 - Faculty

If trainings are made available, provide:

- A brief description of the institution's cultural competence trainings and activities for each of the groups identified above

Optional

- The website URL where information about the programs or initiatives is available
- Additional documentation to support the submission (upload)
- Data source(s) and notes about the submission
- Contact information for a responsible party (a staff member, faculty member, or administrator who can respond to questions regarding the data once it is submitted and available to the public)

F. Measurement

Timeframe

Part 1

Report on current diversity and equity committee composition and practices, office status, and/or officer position status at the time of submission.

Part 2

Report on participation status at the time of submission.

Sampling and Data Standards

Not applicable

G. Standards and Terms

Cultural competence

Consistent with the [International Organization for Migration](#) (IOM) and the [U.S. Department of Health and Human Services](#), cultural competence is defined in the following way:

Cultural and linguistic competence is a set of congruent behaviors, attitudes, and policies that come together in a system, agency, or among professionals that enables effective work in cross-cultural situations. 'Culture' refers to integrated patterns of human behavior that include the language, thoughts, communications, actions, customs, beliefs, values, and institutions of racial, ethnic, religious, or social groups. 'Competence' implies having the capacity to function effectively as an individual and an organization within the context of the cultural beliefs, behaviors, and needs presented by consumers and their communities.

Cultural competence is a developmental process that evolves over an extended period. Both individuals and organizations are at various levels of awareness, knowledge and skills along the cultural competence continuum. Cultural competence training helps participants build the awareness, knowledge and skills necessary to work effectively in cross-cultural situations.

Diversity and equity

Consistent with the [University of California, Berkeley](#), diversity “includes all the ways in which people differ, and it encompasses all the different characteristics that make one individual or group different from another.” More specifically, diversity is:

...all-inclusive and recognizes everyone and every group as part of the diversity that should be valued. A broad definition includes not only race, ethnicity, and gender — the groups that most often come to mind when the term "diversity" is used — but also age, national origin, religion, disability, sexual orientation, socioeconomic status, education, marital status, language, and physical appearance. It also involves different ideas, perspectives, and values.

Equity is defined as:

...the guarantee of fair treatment, access, opportunity, and advancement for all students, faculty, and staff, while at the same time striving to identify and eliminate barriers that have prevented the full participation of some groups. The principle of equity acknowledges that there are historically

underserved and underrepresented populations and that fairness regarding these unbalanced conditions is needed to assist equality in the provision of effective opportunities to all groups.

Officer

“Officer” is inclusive of coordinators, managers, directors, and the equivalent.

PA 5: Assessing Diversity and Equity

1 point available

A. Credit Rationale

This credit recognizes institutions that systemically assess diversity and equity on campus. Fostering an inclusive and welcoming campus culture is important to ensuring the academic and social success of all campus community members. In order to foster such a culture, it is helpful to engage in a structured assessment process to identify strengths and areas for improvement in terms of campus climate, student diversity and equity, and employee diversity and equity.

B. Criteria

Institution has engaged in a structured assessment process during the previous three years to improve diversity, equity, and inclusion on campus. The [structured diversity and equity assessment](#) process addresses:

- 1) [Campus climate](#) by engaging stakeholders to assess the attitudes perceptions and behaviors of faculty, staff, administrators and students, including the experiences of [underrepresented groups](#);
- 2) Student outcomes related to diversity, equity and success (e.g. graduation/success and retention rates for underrepresented groups); and/or
- 3) Employee outcomes related to [diversity and equity](#) (e.g. pay and retention rates for underrepresented groups).

The results of the assessment may be shared with the campus community and/or made publicly available.

An employee satisfaction or engagement survey is not sufficient to meet the campus climate or employee outcome criteria outlined above, but may contribute to the overall structured assessment. Employee satisfaction and engagement surveys are recognized in the *Assessing Employee Satisfaction* credit.

C. Applicability

This credit applies to all institutions.

D. Scoring

Institutions earn the maximum of 1 point available for this credit by engaging in a structured assessment process that addresses campus climate, student outcomes, and employee outcomes, and by publicly posting the results of the assessment. Partial points are available based on whether the assessment addresses campus climate, student outcomes, and/or employee outcomes, and whether the results are shared with the entire campus community and/or made publicly available, as outlined in the following table:

Assessment Attribute	Points earned
Addresses campus climate by engaging stakeholders to assess the attitudes, perceptions and behaviors of faculty, staff, administrators and students, including the experiences of underrepresented groups	0.25
Addresses student outcomes related to diversity, equity and success	0.25
Addresses employee outcomes related to diversity and equity	0.25
Results are shared with the campus community	0.125
Results (or a summary of the results) are publicly posted	0.125
Total points earned →	

E. Reporting Fields

Required

- Has the institution engaged in a structured assessment process during the previous three years to improve diversity, equity and inclusion on campus?

If yes, provide:

- A brief description of the assessment process and the framework, scorecard(s) and/or tool(s) used
- Does the assessment process address campus climate by engaging stakeholders to assess the attitudes, perceptions and behaviors of faculty, staff, administrators and students, including the experiences of underrepresented groups?
- Does the assessment process address student outcomes related to diversity, equity and success (e.g. graduation/success and retention rates for underrepresented groups)?
- Does the assessment process address employee outcomes related to diversity and equity (e.g. pay and retention rates for underrepresented groups)?
- A brief description of the most recent assessment findings and how the results are used in shaping policy, programs and initiatives
- Are the results of the most recent structured diversity and equity assessment shared with the campus community?

If yes, provide:

- A brief description of how the assessment results are shared with the campus community

- Are the results (or a summary of the results) of the most recent structured diversity and equity assessment publicly posted?

If yes, provide:

- The diversity and equity assessment report or summary and/or the website URL where the report or summary is publicly posted (upload or URL)

Optional

- The website URL where information about the programs or initiatives is available
- Additional documentation to support the submission (upload)
- Data source(s) and notes about the submission
- Contact information for a responsible party (a staff member, faculty member, or administrator who can respond to questions regarding the data once it is submitted and available to the public)

F. Measurement

Timeframe

Report on the most recent assessment(s) conducted or updated within the three years prior to the anticipated date of submission.

Sampling and Data Standards

Diversity and equity may be assessed using representative samples.

G. Standards and Terms

Campus climate

Consistent with the [University of California, Berkeley](#), campus climate is defined as "the current attitudes, behaviors and standards of faculty, staff, administrators and students concerning the level of respect for individual needs, abilities and potential."

Diversity and equity

Consistent with the [University of California, Berkeley](#), diversity "includes all the ways in which people differ, and it encompasses all the different characteristics that make one individual or group different from another." More specifically, diversity is:

...all-inclusive and recognizes everyone and every group as part of the diversity that should be valued. A broad definition includes not only race, ethnicity, and gender — the groups that most often come to mind when the term "diversity" is used — but also age, national origin, religion, disability, sexual orientation, socioeconomic status, education, marital status, language, and physical appearance. It also involves different ideas, perspectives, and values.

Equity is defined as:

...the guarantee of fair treatment, access, opportunity, and advancement for all students, faculty, and staff, while at the same time striving to identify and eliminate barriers that have prevented the full participation of some groups. The principle of equity acknowledges that there are historically underserved and underrepresented populations and that fairness regarding these unbalanced conditions is needed to assist equality in the provision of effective opportunities to all groups.

Structured diversity and equity assessment

Examples of structured diversity and equity assessment frameworks, scorecards and tools include:

- [Committing to Equity and Inclusive Excellence: A Campus Guide for Self-Study and Planning](#) (Association of American Colleges and Universities)
- [Diverse Learning Environments \(DLE\) Survey](#) (Higher Education Research Institute)
- [Diversity and Equity Assessment Planning \(DEAP\) Tool](#) (Queen's University)
- [The Equity Scorecard](#) (Center for Urban Education)
- [The Self-Assessment Rubric For the Institutionalization of Diversity, Equity, and Inclusion in Higher Education](#) (NERCHE)

Underrepresented groups

Consistent with the [University of California, Berkeley](#), underrepresented groups are groups who have been denied access and/or suffered past institutional discrimination and/or have been marginalized and are currently underrepresented. These groups may include, but are not limited to, racial, ethnic and immigrant populations; people with disabilities; lesbian, gay, bisexual, and transgender individuals; adult learners; veterans; and individuals from different religious groups and economic backgrounds.

Underrepresentation may be revealed by an imbalance in the representation of different groups in common pursuits such as education, jobs, housing, etc., resulting in marginalization for some groups and individuals and not for others, relative to the number of individuals who are members of the population involved.

PA 6: Support for Underrepresented Groups

3 points available

A. Credit Rationale

This credit recognizes institutions that have programs in place to support underrepresented groups and foster a more diverse and inclusive campus community. Certain challenges accompany being a minority on campus. Schools can help create and maintain a diverse student body and help build diversity within academic disciplines and across higher education broadly by offering support programs to help individuals in underrepresented groups thrive academically and socially.

B. Criteria

Institution has one or more of the following policies, programs or initiatives to support [underrepresented groups](#) and foster a more diverse and inclusive campus community:

- 1) A publicly posted non-discrimination statement.
- 2) A [discrimination response](#) protocol or committee (sometimes called a bias response team) to respond to and support those who have experienced or witnessed a bias incident, act of discrimination or hate crime.
- 3) Programs specifically designed to recruit students, staff and/or faculty from underrepresented groups.
- 4) Mentoring, counseling, peer support, academic support, or other programs to support students, staff and/or faculty from underrepresented groups.
- 5) Programs that specifically aim to support and prepare students from underrepresented groups for careers as faculty members (sometimes known as “pipeline” programs). Such programs could take any of the following forms:
 - Teaching fellowships or other programs to support [terminal degree](#) students from underrepresented groups in gaining teaching experience. (The terminal degree students may be enrolled at another institution.)
 - Financial and/or other support programs to prepare and encourage undergraduate or other non-terminal degree students from underrepresented groups to pursue further education and careers as faculty members.
 - Financial, and/or other support programs for doctoral and post-doctoral students from underrepresented groups.

C. Applicability

This credit applies to all institutions.

D. Scoring

Institutions earn the maximum of 3 points available for this credit for having all of the policies, programs and/or initiatives outlined above. Partial points are available as follows:

Criteria	Points available	Points earned
1) A publicly posted non-discrimination statement.	0.25	
2) A discrimination response protocol or committee.	0.75	
3) Programs specifically designed to recruit students, staff and/or faculty from underrepresented groups.	Students: 0.083 points Staff: 0.083 points Faculty: 0.083 points	
4) Mentoring, counseling, peer support, academic support, or other programs to support students, staff and/or faculty from underrepresented groups.	Students: 0.25 points Staff: 0.25 points Faculty: 0.25 points	
5) Programs that specifically aim to support and prepare students from underrepresented groups for careers as faculty members.	1	
Total points earned →		

E. Reporting Fields

Required

- Does the institution have a publicly posted non-discrimination statement?

If yes, provide:

- The non-discrimination statement, including the website URL where the statement is publicly accessible

- Does the institution have a discrimination response protocol or committee (sometimes called a bias response team) to respond to and support those who have experienced or witnessed a bias incident, act of discrimination or hate crime?

If yes, provide:

- A brief description of the institution's discrimination response protocol or team (including examples of actions taken during the previous three years)

- Does the institution have programs specifically designed to recruit students from underrepresented groups?

- Does the institution have programs specifically designed to recruit staff from underrepresented groups?

- Does the institution have programs specifically designed to recruit faculty from underrepresented groups?

If yes to any of the above, provide:

- A brief description of the institution's programs to recruit students, staff and/or faculty from underrepresented groups

- ❑ Does the institution have mentoring, counseling, peer support, academic support, or other programs to support students from underrepresented groups on campus?
- ❑ Does the institution have mentoring, counseling, peer support or other programs to support staff from underrepresented groups on campus?
- ❑ Does the institution have mentoring, counseling, peer support or other programs to support faculty from underrepresented groups on campus?

If yes to any of the above, provide:

- A brief description of the institution’s programs to support students, staff and/or faculty from underrepresented groups
- ❑ Does the institution have training and development programs, teaching fellowships and/or other programs that specifically aim to support and prepare students from underrepresented groups for careers as faculty members?

If yes, provide:

- A brief description of the institution’s programs to support and prepare students from underrepresented groups for careers as faculty members

Optional

- ❑ Does the institution produce a publicly accessible inventory of gender-neutral bathrooms on campus?
- ❑ Does the institution offer housing options to accommodate the special needs of transgender and transitioning students?
- ❑ The website URL where information about the programs or initiatives is available
- ❑ Additional documentation to support the submission (upload)
- ❑ Data source(s) and notes about the submission
- ❑ Contact information for a responsible party (a staff member, faculty member, or administrator who can respond to questions regarding the data once it is submitted and available to the public)

F. Measurement

Timeframe

Report on current program offerings and status at the time of submission.

Sampling and Data Standards

Not applicable

G. Standards and Terms

Discrimination response

Discrimination response (sometimes called bias response or anti-discrimination response) is the coordinated response to incidents and crimes that are motivated by discrimination or bias. The primary goals of anti-discrimination response are to (1) document the occurrence of discriminatory acts or bias incidents, (2) provide support those who have experienced or witnessed an act of discrimination or bias, and (3) develop programs to help to prevent or eliminate discrimination and bias activity.

Bias incidents are defined as incidents of verbal or non-verbal conduct or behavior that are threatening, harassing, intimidating, discriminatory, or hostile and are motivated, in whole or in part, by bias (including, but not limited to, bias based on race, religion, sexual orientation, ethnicity, national origin, ancestry, gender, gender identity, age, language, socio-economic status or disability). Acts of discrimination are adverse actions that are motivated by bias and taken against protected individuals or groups or in retaliation for protected activity. Hate crimes are criminal offenses that are motivated, in whole or in part, by bias. Thus, all acts of discrimination and hate crimes are bias incidents, but not all bias incidents are acts of discrimination or hate crimes.

Terminal degree

A terminal degree is the highest academic degree in a given field of study, which in many cases is an earned academic or research doctorate.

Underrepresented groups

Consistent with the [University of California, Berkeley](#), underrepresented groups are groups who have been denied access and/or suffered past institutional discrimination and/or have been marginalized and are currently underrepresented. These groups may include, but are not limited to, racial, ethnic and immigrant populations; people with disabilities; lesbian, gay, bisexual, and transgender individuals; adult learners; veterans; and individuals from different religious groups and economic backgrounds.

Underrepresentation may be revealed by an imbalance in the representation of different groups in common pursuits such as education, jobs, housing, etc., resulting in marginalization for some groups and individuals and not for others, relative to the number of individuals who are members of the population involved.

PA 7: Affordability and Access

4 points available

A. Credit Rationale

This credit recognizes institutions that are implementing strategies to improve their accessibility and affordability. Achieving a college degree is a valuable tool in addressing inequity, but in order for higher education to help society move toward greater equity, schools must be accessible to low-income populations and non-traditional students.

B. Criteria

Part 1

Institution has policies and programs in place to make it accessible and affordable to [low-income students](#) and/or to support [non-traditional students](#). Such policies and programs may include, but are not limited to, the following:

- Policies and programs to minimize the cost of attendance for low-income students
- Programs to equip the institution's faculty and staff to better serve students from low-income backgrounds
- Programs to guide and prepare students and families from low-income backgrounds for higher education (e.g. U.S. federal TRIO programs)
- Scholarships provided specifically for low-income students
- Targeted outreach to recruit students from low-income backgrounds
- Scholarships provided specifically for part-time students
- An on-site child care facility, a partnership with a local facility, and/or subsidies or financial support to help meet the child care needs of students

Part 2

Institution documents its accessibility and affordability to low-income students as demonstrated by one or more of the following indicators:

- A. The percentage of entering students that are low-income or eligible for need-based aid (e.g. the percentage of students receiving Pell Grants as reported in the U.S. IPEDS Student Financial Aid component or the percentage of students receiving Canada Student Grants for Students from Low-Income Families)
- B. The [graduation/success rate](#) for low-income students or students receiving need-based aid
- C. On average, the percentage of need met for students who were awarded any need-based aid (e.g. as reported to the U.S. [Common Data Set](#) initiative, item H2)
- D. The percentage of students graduating without interest-bearing student loan debt or for whom no out-of-pocket tuition is required (i.e. the percentage of graduates who have not taken out interest-bearing loans)

C. Applicability

This credit applies to all institutions.

D. Scoring

Each part is scored independently.

Part 1

An institution earns the maximum of 1 point available for Part 1 of this credit by having policies and programs in place to make it accessible and affordable to low-income students and to support non-traditional students. Partial points are available. For example, an institution that has policies and programs in place to support non-traditional students but not low-income students, would earn 0.5 points (half of the points available for Part 1).

Part 2

Institutions earn up to the maximum of 3 points available for Part 2 of this credit based on performance measured by one or more of the indicators listed. For example, an institution that reports 100 percent for three of the four indicators would earn 3 points for this credit. Likewise, an institution that reports 75 percent or more for all four indicators would earn 3 points. Incremental points are available; for example, an institution that reports 50 percent for 3 of the four indicators would earn 1.5 points (half of the points available for Part 2 of this credit). Points are earned according to the following table:

Accessibility/affordability indicator	Percentage (0-100)	Multiply	Factor	Equals	Points earned
A. The percentage of entering students that are low-income or eligible for need-based aid	_____	×	0.01	=	
B. The graduation/success rate for low-income students or students receiving need-based aid	_____				
C. On average, the percentage of need met for students who were awarded any need-based aid	_____				
D. The percentage of students graduating with no interest-bearing student loan debt or for whom no out-of-pocket tuition is required	_____				
Total points earned →					Up to 3

E. Reporting Fields

Required

- Does the institution have policies and programs to make it accessible and affordable to low-income students?

If yes, provide at least one of the following:

- A brief description of the institution's policies and programs to minimize the cost of attendance for low-income students
- A brief description of the institution's programs to equip the institution's faculty and staff to better serve students from low-income backgrounds

- A brief description of the institution’s programs to guide and prepare students and families from low-income backgrounds for higher education
- A brief description of the institution’s scholarships for low-income students
- A brief description of the institution’s targeted outreach to recruit students from low-income backgrounds
- A brief description of the institution’s other policies or programs to make the institution accessible and affordable to low-income students
- Does the institution have policies and programs to support non-traditional students?

If yes, provide a brief description of at least one of the following:

 - A brief description of the institution’s scholarships provided specifically for part-time students
 - A brief description of the institution’s onsite child care facility, partnership with a local facility, and/or subsidies or financial support to help meet the child care needs of students
 - A brief description of the institution’s other policies and programs to support non-traditional students
- Does the institution wish to pursue Part 2 of this credit (tracking accessibility and affordability)?

If yes, provide at least one of the following:

 - The percentage of entering students that are low-income or eligible for need-based aid (e.g. the percentage of students receiving Pell Grants as reported in the U.S. IPEDS Student Financial Aid component or the percentage of students receiving Canada Student Grants for Students from Low-Income Families) (0-100)
 - The graduation/success rate for low-income students or students receiving need-based aid (0-100)
 - On average, the percentage of need that was met for students who were awarded any need-based aid (e.g. as reported to the U.S. Common Data Set initiative, item H2) (0-100)
 - The percentage of students graduating with no interest-bearing student loan debt or for whom no out-of-pocket tuition is required (i.e. the percentage of graduates who have not taken out interest-bearing loans) (0-100)

Optional

- Estimated percentage of students that participate in or directly benefit from the institution’s policies and programs to support low-income and non-traditional students (0-100)
- The website URL where information about the programs or initiatives is available
- Additional documentation to support the submission (upload)
- Data source(s) and notes about the submission
- Contact information for a responsible party (a staff member, faculty member, or administrator who can respond to questions regarding the data once it is submitted and available to the public)

F. Measurement

Timeframe

Part 1

Report on current programs, policies, and practices at the time of submission.

Part 2

Report the most recent data available from within the three years prior to the anticipated date of submission.

Sampling and Data Standards

Part 1

In addition to institution-wide policies or programs, report on policies and programs pertaining to the institution's largest admissions group or student cohort (e.g. undergraduate students). Institutions may choose to include or omit programs and policies offered by smaller schools or departments within the institution.

Part 2

Report on the institution's largest admissions group or student cohort (e.g. undergraduate students). Institutions may choose to include or omit smaller schools or departments within the institution.

For guidance in identifying low-income students, see *Standards and Terms*. Institutions may report graduation rates, success rates and/or combined graduation/success rates as appropriate to their particular context and types of programs offered.

Institutions may meet student financial need in a variety of ways, for example:

- Scholarships and grants
- Self-help (e.g. work study, employment)
- Tuition waivers or not requiring tuition
- Subsidized or no-interest loans
- Athletic awards

Exclude non-need-based aid, any aid awarded in excess of need, and unsubsidized or interest-bearing loans. Institutions that do not assess student need as a matter of standard practice may report the percentage of cost met, on average, for low-income students.

G. Standards and Terms

Common Data Set

The [Common Data Set \(CDS\) initiative](#) is a collaborative effort among data providers in the U.S. higher education community and publishers as represented by the College Board, Peterson's, and U.S. News & World Report.

Graduation/success rate

Graduation rate is defined as the percentage of first-time, first-year students who complete their program within 150 percent of the published time for the program. For example, for a 4-year Baccalaureate degree program, entering students who successfully complete the program within 6 years are counted as graduates.

Success rate (i.e. completion/graduation/transfer rate) is defined as the percentage of students who successfully complete their program or transfer to another institution within 150 percent of the published or expected time for the program. For example, for a two-year Associate degree or certificate program, students that successfully complete the program or transfer to another institution within 3 years are counted as successes.

Institutions may report graduation rates, success rates and/or combined graduation/success rates as appropriate to their particular context and the types of programs offered.

Integrated Postsecondary Education Data System

The [Integrated Postsecondary Education Data System](#) (IPEDS) is a system of interrelated surveys conducted annually by the U.S. Department's National Center for Education Statistics (NCES). IPEDS gathers information from every college, university, and technical and vocational institution that participates in the federal student financial aid programs.

Low-income students

Institutions may use any standard and accepted means to identify low-income students that is appropriate for their particular context. In the U.S., for example, an institution may define low-income students as students whose family taxable income does not exceed 150 percent of the poverty level ([U.S. federal TRIO Program](#) criteria) or use the number of [Pell Grant](#) recipients and/or Pell Grant eligibility criteria as a proxy to identify low-income students. In Canada, students who are from a low-income family may be defined per the [Canada Student Loans Program criteria](#).

Non-traditional students

Consistent with the [National Center for Educational Statistics](#) (U.S.), non-traditional students include students who "have family and work responsibilities as well as other life circumstances that can interfere with successful completion of educational objectives." The definition of non-traditional students may vary according to institution type and context, however examples may include:

- Students who attend part-time
- Student with dependents other than a spouse or partner
- Single parents
- Student who work full-time while enrolled
- Students who are financially independent from parents
- Students who did not receive a standard secondary school diploma but who earned some type of certificate of completion

Scoring Example: Affordability and Access (Part 2)

The following data describe Example University:

- The percentage of entering students that are low-income = 15
- The graduation/success rate for low-income students =72
- The percentage of student financial need met, on average =80
- The percentage of students graduating with no interest-bearing student loan debt = 12

Accessibility/Affordability indicator	Percentage (0-100)	<i>Multiply</i>	Factor	<i>Equals</i>	Points earned
A. The percentage of entering students that are low-income or eligible for need-based aid	<u>15</u>	×	0.01	=	0.15
B. The graduation/success rate for low-income students or students receiving need-based aid	<u>72</u>				0.72
C. On average, the percentage of need met for students who were awarded any need-based aid	<u>80</u>				0.8
D. The percentage of students graduating with no interest-bearing student loan debt (or for whom no out-of-pocket tuition was required)	<u>12</u>				0.12
Total points earned →					1.79

Investment

This subcategory seeks to recognize institutions that make investment decisions that promote sustainability. Collectively, colleges and universities invest hundreds of billions of dollars. Like other decisions that institutions make, these investments have impacts that are both local and global in scope. Institutions with transparent and democratic investment processes promote accountability and engagement by the campus and community. By using the tools of sustainable investing, institutions can improve the long-term health of their endowments, encourage better corporate behavior, support innovation in sustainable products and services, support sustainability in their community, and help build a more just and sustainable financial system.

Throughout this subcategory, the term “sustainable investment” is inclusive of socially responsible, environmentally responsible, ethical, impact, and mission-related investment.

Credits

Points available: 7

PA 8	Committee on Investor Responsibility*	2
PA 9	Sustainable Investment*	4
PA 10	Investment Disclosure*	1

* credit does not apply to all institutions

Share your story

The My Submission section of the online Reporting Tool includes an optional reporting field for the institution to provide an overview of notable activities and accomplishments in this subcategory. This information is featured in the institution’s public report.

- A brief summary of the institution’s notable activities and accomplishments relevant to this subcategory

PA 8: Committee on Investor Responsibility

2 points available

A. Credit Rationale

This credit recognizes institutions with an established and active committee on investor responsibility (CIR) with multi-stakeholder representation. Establishing a CIR provides a structure for fostering dialogue on investment decisions, and can help campuses make responsible investment decisions that promote sustainability. Drawing CIR membership from multiple sectors of the campus community provides educational experiences for involved students, faculty, alumni, and staff. In addition, a multi-stakeholder CIR is consistent with the sustainability principle of shared governance.

B. Criteria

Institution has a formally established and active [committee on investor responsibility](#) (CIR) or equivalent body that makes recommendations to fund decision-makers on socially and environmentally responsible investment opportunities across asset classes, including proxy voting (if the institution engages in proxy voting). The body has multi-stakeholder representation, which means its membership includes faculty, staff, and/or students (and may also include alumni, trustees, and/or other parties).

Institutions for which investments are handled by the university system and/or a separate foundation of the institution should report on the investment policies and activities of those entities.

A general committee that oversees the institution's investments does not count for this credit unless social and environmental responsibility is an explicit part of its mission and/or a regular part of its agenda.

This credit recognizes committees that regularly make recommendations to fund decision-makers on the institution's external investments. Committees that only have within their purview green revolving loan funds or similar initiatives to fund campus infrastructure improvements and sustainability committees that occasionally make recommendations to fund decision-makers do not count. Student-managed sustainable investment funds, green fees and revolving funds, and sustainable microfinance initiatives are covered in the *Student Life* credit in Campus Engagement.

C. Applicability

This credit applies to institutions with [endowments](#) of US \$1 million or larger. Institutions with endowments totaling less than US \$1 million may choose to omit this credit.

D. Scoring

Institutions earn the maximum of 2 points available for this credit for having a CIR or equivalent body that has multi-stakeholder representation (including staff, faculty and students) and otherwise meets the criteria outlined above. Partial points are available for institutions that have a CIR that otherwise meets the criteria, but does not include all stakeholders, as follows:

Institution has a formally established and active CIR that includes representatives of the following stakeholder groups:	Points available	Points earned
Staff	0.5	
Faculty	0.5	
Students	1	
Total points earned →		Up to 2

E. Reporting Fields

Required

- Does the institution have a formally established and active committee on investor responsibility (CIR) that makes recommendations to fund decision-makers on socially and environmentally responsible investment opportunities across asset classes?

If yes, provide:

- The charter or mission statement of the CIR or other body which reflects social and environmental concerns or a brief description of how the CIR is tasked to address social and environmental concerns
- Does the CIR include staff representation?
- Does the CIR include faculty representation?
- Does the CIR include student representation?
- Members of the CIR, including affiliations and role (e.g. student, faculty, staff, alumni)
- Examples of CIR actions during the previous three years

Optional

- The website URL where information about the programs or initiatives is available
- Additional documentation to support the submission (upload)
- Data source(s) and notes about the submission
- Contact information for a responsible party (a staff member, faculty member, or administrator who can respond to questions regarding the data once it is submitted and available to the public)

F. Measurement

Timeframe

Report on current committee composition and practices at the time of submission.

Sampling and Data Standards

Not applicable

G. Standards and Terms

Committee on investor responsibility

Consistent with the [Responsible Endowments Coalition](#), a Committee on Investor Responsibility (CIR) is defined in its most basic form as “a committee created by an institution or other investor to ensure that the social and environmental aspects of the institution’s investments are aligned with its mission and goals—both financial and otherwise”.

Endowment

Consistent with the U.S. Department of Education, endowment funds are defined as “funds whose principal is nonexpendable (true endowment) and that are intended to be invested to provide earnings for institutional use. Also includes term endowments and funds functioning as endowment.”

PA 9: Sustainable Investment

4 points available

A. Credit Rationale

This credit recognizes institutions that use their investment power to promote sustainability. There are a variety of approaches an institution can take toward sustainable investment, including making positive investments that promote sustainability and engaging with companies in which they already hold investments. Positive investing supports socially and environmentally responsible practices and the development of sustainable products and services. Active investor engagement can help align an institution's investments with its values, protect the institution from the financial consequences of fines, lawsuits, customer boycotts and damages to a company's reputation that may result from unsustainable corporate behavior, and improve the sustainability performance of the businesses it invests in. Both types of activities contribute toward a more just and sustainable financial system.

B. Criteria

There are two possible approaches to this credit; institutions may pursue one or both. Institutions for which investments are handled by the university system, a separate foundation of the institution and/or a management company contracted by the institution should report on the combined activities of those entities.

Option 1: Positive Sustainability Investment

Institution invests in one or more of the following:

- Sustainable industries (e.g. renewable energy or sustainable forestry). This may include any investment directly in an entire industry sector as well as holdings of companies whose entire business is sustainable (e.g. a manufacturer of wind turbines).
- Businesses *selected for* exemplary sustainability performance (e.g. using criteria specified in a sustainable investment policy). This includes investments made, at least in part, because of a company's social or environmental performance. Existing stock in a company that happens to have socially or environmentally responsible practices should not be included unless the investment decision was based, at least in part, on the company's sustainability performance.
- Sustainability investment funds (e.g. a renewable energy or impact investment fund). This may include any fund with a mission of investing in a sustainable sector or industry (or multiple sectors), as well as any fund that is focused on purchasing bonds with sustainable goals.
- [Community development financial institutions](#) (CDFI) or the equivalent (including funds that invest primarily in CDFIs or the equivalent).
- Socially responsible mutual funds with [positive screens](#) (or the equivalent). Investment in a socially responsible fund with only negative screens (i.e. one that excludes egregious offenders or certain industries, such as tobacco or weapons manufacturing) does not count for Option 1.
- Green revolving loan funds that are funded from the endowment

Option 2: Investor Engagement

Institution has policies and/or practices that meet one or more of the following criteria:

- Has a publicly available sustainable investment policy (e.g. to consider the social and/or environmental impacts of investment decisions in addition to financial considerations)
- Uses its sustainable investment policy to select and guide investment managers
- Has engaged in [proxy voting](#) to promote sustainability, either by its CIR or other committee or through the use of guidelines, during the previous three years
- Has filed or co-filed one or more [shareholder resolutions](#) that address sustainability or submitted one or more letters about social or environmental responsibility to a company in which it holds investments, during the previous three years
- Has a publicly available investment policy with [negative screens](#), for example to prohibit investment in an industry (e.g. tobacco or weapons manufacturing) or participate in a divestment effort (e.g. targeting fossil fuel production or human rights violations)
- Engages in policy advocacy by participating in investor networks (e.g. Principles for Responsible Investment, Investor Network on Climate Risk, Interfaith Center on Corporate Responsibility) and/or engages in inter-organizational collaborations to share best practices

C. Applicability

This credit applies to institutions with [endowments](#) of US \$1 million or larger. Institutions with endowments less than US \$1 million may choose to omit this credit.

D. Scoring

An institution earns the maximum of 4 points available for this credit by investing 30 percent of its investment pool sustainably and meeting all of the investor engagement criteria listed in Option 2 (above) or by investing 60 percent of its investment pool in one or more of ways listed in Option 1. Incremental points are available for Option 1 and partial points are available for Option 2. Each option is scored as follows:

Option 1. Positive Sustainability Investment

An institution earns the maximum of 4 points available in Option 1 by investing 60 percent of its investment pool in one or more of the ways listed above. Incremental points are awarded based on the percentage of the institution’s investment pool that is invested sustainably. For example, an institution that invested 30 percent of its investment pool sustainably would earn 2 points (half of the points available in Option 1).

Points for Option 1 of this credit are calculated automatically in the STARS Reporting Tool as follows:

Factor	Multiply	Value of positive sustainability investments	Divide	Total value of the investment pool	Equals	Points earned under Option 1
6 2/3	×	_____	÷	_____	=	Up to 4

Option 2. Investor Engagement

1/3 point is awarded for each of the policies or practices listed. An institution with all of the policies and practices listed earns the maximum of 2 points available for Part 2.

Total points for this credit are calculated automatically in the STARS Reporting Tool as follows:

Points earned under Option 1: Positive sustainability investment	Add	Points earned under Option 2: Investor engagement	Equals	Total points earned
Up to 4	+	Up to 2	=	Up to 4

E. Reporting Fields

Required

- Does the institution wish to pursue Option 1 (positive sustainability investments)?

If yes, provide the following:

- Total value of the [investment pool](#) (US/Canadian dollars)
- Value of holdings in each of the following categories:
 - Sustainable industries (e.g. renewable energy or sustainable forestry) (US/Canadian dollars)
 - Businesses *selected for exemplary* sustainability performance (e.g. using criteria specified in a sustainable investment policy) (US/Canadian dollars)
 - Sustainability investment funds (e.g. a renewable energy or impact investment fund) (US/Canadian dollars)
 - Community development financial institutions (CDFI) or the equivalent (including funds that invest primarily in CDFIs or the equivalent) (US/Canadian dollars)
 - Socially responsible mutual funds with positive screens or the equivalent (US/Canadian dollars)
 - Green revolving funds funded from the endowment (US/Canadian dollars)

If any of the above is greater than zero, provide:

- A brief description of the companies, funds, and/or institutions referenced above. Specific disclosure of holdings (e.g. fund or company names) is not required; general information about the industries or fund types represented by the holdings is sufficient.

- Does the institution wish to pursue Option 2 (investor engagement)?

If yes, provide the following:

- Does the institution have a publicly available sustainable investment policy?

If yes, provide:

- A copy of the sustainable investment policy (text or PDF upload)

- Does the institution use its sustainable investment policy to select and guide investment managers?

If yes, provide:

- A brief description of how the sustainable investment policy is applied, including recent examples

- Has the institution engaged in proxy voting, either by its CIR or other committee or through the use of guidelines, to promote sustainability during the previous three years?

If yes, provide:

- A copy of the proxy voting guidelines or proxy record or a brief description of how managers are adhering to policy (text or PDF upload)

- Has the institution filed or co-filed one or more shareholder resolutions that address sustainability or submitted one or more letters about social or environmental responsibility to a company in which it holds investments during the previous three years?

If yes, provide:

- Examples of how the institution has engaged with corporations in its portfolio about sustainability issues during the previous three years

- Does the institution have a publicly available investment policy with negative screens?

If yes, provide:

- A brief description of the negative screens and how they have been implemented
- Approximate percentage of endowment that the negative screens apply to (0-100)

- Does the institution engage in policy advocacy by participating in investor networks and/or engage in inter-organizational collaborations to share best practices?

If yes, provide:

- A brief description of the investor networks and/or collaborations

Optional

- The website URL where information about the programs or initiatives is available
- Additional documentation to support the submission (upload)
- Data source(s) and notes about the submission
- Contact information for a responsible party (a staff member, faculty member, or administrator who can respond to questions regarding the data once it is submitted and available to the public)

F. Measurement

Timeframe

Report on current policies and actions taken within the three years prior to the anticipated date of submission.

Sampling and Data Standards

Option 1

Report on a snapshot of the entire investment portfolio. Reporting on a sample of the endowment or a special fund of the endowment is not allowed for this credit. Institutions should strive to report on a representative snapshot. Institutions for which investments are handled by the university system, a separate foundation of the institution and/or a management company contracted by the institution should report on the combined activities of those entities to the extent possible and document any anomalies under “Notes about the submission”.

Option 2

Institutions for which investments are handled by the university system, a separate foundation of the institution and/or a management company contracted by the institution should report on the combined activities of those entities.

G. Standards and Terms

Community development financial institution

Consistent with the [Responsible Endowments Coalition](#), a Community Development Financial Institution (CDFI) is defined as:

A financial institution established to provide credit, financial services, and other services to underserved markets or populations.

Investing in CDFIs promotes sustainability by helping provide credit to individuals and communities who are underserved by conventional lending institutions. In addition, CDFIs provide an opportunity for institutions to invest in their local communities.

Endowment

Consistent with the U.S. Department of Education, endowment funds are defined as “funds whose principal is nonexpendable (true endowment) and that are intended to be invested to provide earnings for institutional use. Also includes term endowments and funds functioning as endowment.”

Investment pool

Consistent with the [National Association of College and University Business Officers \(NACUBO\)](#), “investment pool” is defined as:

The predominant asset pool or grouping of assets that is organized primarily to support the institution and reflect its investment policies.

Negative screens

Consistent with the [Responsible Endowments Coalition](#) negative screens are defined as follows:

Sometimes investors exclude certain companies or industries from their portfolios by negatively screening their funds. For example, an investor may decide to screen out:

- Tobacco companies
- Alcohol companies
- Gambling companies
- Weapons manufacturers
- Nuclear power companies
- Resource extractors (coal, oil and gas)
- Companies with especially poor human rights or environmental records

... Divestment is the act of selling all of one's shares of a given company or type of asset for an explicit political or social reason. Divestment is perhaps the most extreme action an investor can take to reprimand irresponsible corporations.

Positive screens

A positively screened fund is one in which managers proactively select businesses based on exemplary social and/or environmental performance.

Proxy voting

Consistent with the [Responsible Endowments Coalition](#), proxy voting is defined as follows:

Shareholders vote on resolutions before or during the annual meeting. Roughly one month before the meeting, each company sends out an Annual Proxy Statement containing the year's resolutions to all shareholders for them to vote on, (in person, online, by mail or by phone). They can also vote in person at the meeting.

Shareholder resolution

Consistent with the [Responsible Endowments Coalition](#), shareholder resolutions are defined as:

Formal statements that are sent annually to every single shareholder of a publicly traded company on a "proxy ballot." Shareholder resolutions are also known as shareholder proposals or proxy resolutions. These resolutions usually work like a nonbinding referendum on a specific issue within a firm.

Scoring Example: Sustainable Investment

Model College’s investment pool totals **\$100 million**. The college invests **\$20 million** in sustainable industries and community development financial institutions. The college also engages as an investor in **3 ways**, by: (1) having a sustainable investment policy; (2) using its policy to select and engage its investment managers; and (3) participating in the Investor Network on Climate Risk.

Option 1. Positive Sustainability Investment

Factor	Multiply	Value of positive sustainability investments	Divide	Total value of the investment pool	Equals	Points earned in Option 1
6 $\frac{2}{3}$	×	<u>\$20 million</u>	÷	<u>\$100 million</u>	=	1.33

Option 2. Investor Engagement

$\frac{1}{3}$ point is awarded for each of the policies or practices listed for a total of **1** point.

Total points earned for this credit are calculated according to the following table:

Points earned in Option 1: Positive sustainability investment	Add	Points earned in Option 2: Investor engagement	Equals	Total points earned
1.33	+	1	=	2.33

PA 10: Investment Disclosure

1 point available

A. Credit Rationale

This credit recognizes institutions that regularly make their investment holdings publicly available. The transparency ensured by public disclosure acts as an important accountability mechanism and as a learning tool for students and other stakeholders.

B. Criteria

Institution makes a snapshot of its investment holdings available to the public, including the amount invested in each fund and/or company and [proxy voting](#) records. The snapshot of holdings is updated at least once per year.

Institutions for which investments are handled by the university system, a separate foundation of the institution and/or a management company contracted by the institution should report on the combined activities of those entities.

C. Applicability

This credit applies to all institutions that have an [investment pool](#).

D. Scoring

Institutions earn the maximum of 1 point available for this credit by making a snapshot of its entire investment holdings publicly available. Incremental points are available based on the percentage of the investment pool included in the snapshot and the level of detail disclosed. For example, an institution that made a snapshot of 50 percent of its total investment pool publicly available, including the amount invested in each fund or company, would earn 0.5 points (half of the points available for this credit).

Points earned for this credit are calculated automatically in the STARS Reporting Tool as follows:

Level of detail disclosed	Factor	Multiply	Percentage of the total investment pool included in the public snapshot at each level of detail (0-100)	Equals	Points earned
Specific funds/companies and proxy voting record (if applicable)	0.01	×	_____	=	
Specific funds/companies, but not proxy voting record	0.0075	×	_____	=	
Investment managers and/or basic portfolio composition (i.e. asset classes), but not specific funds or companies	0	×	_____	=	
Total points earned →					Up to 1

E. Reporting Fields

Required

- Does the institution make a snapshot of its investment holdings available to the public?
If yes, provide:
 - A copy of the investment holdings snapshot (upload) or the website URL where the holdings snapshot is publicly available
- Percentage of the total investment pool included in the snapshot of investment holdings at each of the following levels of detail: (0-100)
 - Specific funds and/or companies
 - Investment managers and/or basic portfolio composition (i.e. asset classes), but not specific funds or companies
- Does the institution engage in proxy voting?
If yes:
 - Are proxy voting records included in the snapshot of investment holdings?

Optional

- The website URL where information about the programs or initiatives is available
- Additional documentation to support the submission (upload)
- Data source(s) and notes about the submission
- Contact information for a responsible party (a staff member, faculty member, or administrator who can respond to questions regarding the data once it is submitted and available to the public)

F. Measurement

Timeframe

Report on the current holdings, i.e. most recent snapshot available from within the three years prior to the anticipated date of submission.

Sampling and Data Standards

Institutions should strive to report on a representative snapshot. Institutions for which investments are handled by the university system, a separate foundation of the institution and/or a management company contracted by the institution should report on the combined activities of those entities. Document any anomalies under “Notes about the submission”.

G. Standards and Terms

Investment pool

Consistent with the [National Association of College and University Business Officers \(NACUBO\)](#), “investment pool” is defined as:

The predominant asset pool or grouping of assets that is organized primarily to support the institution and reflect its investment policies.

Proxy voting

Consistent with the [Responsible Endowments Coalition](#), proxy voting is defined as follows:

Shareholders vote on resolutions before or during the annual meeting. Roughly one month before the meeting, each company sends out an Annual Proxy Statement containing the year’s resolutions to all shareholders for them to vote on, (in person, online, by mail or by phone). They can also vote in person at the meeting.

Scoring Example: Investment Disclosure					
<p>Example University’s investment pool totals \$500 million. \$375 million (75 percent) is managed by the university and \$125 million (25 percent) by a separate foundation. The institution publicly discloses the investment funds managed by the university and the investment managers used by the foundation. The University engages in proxy voting, but does not disclose its proxy voting records.</p>					
Level of detail disclosed	Factor	<i>Multiply</i>	Percentage of the total investment pool included in the public snapshot at each level of detail (0-100)	<i>Equals</i>	Points earned
Specific funds/companies and proxy voting record (if applicable)	0.01	×	<u>0</u>	=	0
Specific funds/companies, but not proxy voting record	0.0075	×	<u>75</u>	=	0.5625
Investment managers and/or basic portfolio composition (i.e. asset classes), but not specific funds or companies	0	×	<u>25</u>	=	0
Total points earned →					0.56

Wellbeing & Work

This subcategory seeks to recognize institutions that have incorporated sustainability into their human resources programs and policies. An institution's people define its character and capacity to perform; and so, an institution's achievements can only be as strong as its community. An institution can bolster the strength of its community by offering benefits, wages, and other assistance that serve to respectfully and ethically compensate workers and by acting to protect and positively affect the health, safety and wellbeing of the campus community.

Credits

Points available: 7

PA 11	Employee Compensation	3
PA 12	Assessing Employee Satisfaction	1
PA 13	Wellness Program	1
PA 14	Workplace Health and Safety	2

Share your story

The My Submission section of the online Reporting Tool includes an optional reporting field for the institution to provide an overview of notable activities and accomplishments in this subcategory. This information is featured in the institution's public report.

- A brief summary of the institution's notable activities and accomplishments relevant to this subcategory

PA 11: Employee Compensation

3 points available

A. Credit Rationale

This credit recognizes institutions that ensure that their lowest paid workers earn a living wage. Poverty, or the inability of current generations to meet their needs, is a sustainability challenge even in highly developed countries. By providing employees wages and benefits that meet basic needs, a university or college can enfranchise its entire workforce so that each individual can contribute positively and productively to the community.

B. Criteria

Part 1

More than 75 percent of the institution's employees receive a [living wage](#) (benefits excluded).

Include all regular full-time, regular part-time, and temporary (or non-regular) employees (staff and faculty). Institutions may choose to include or omit student workers.

Part 2

Institution is able to verify that more than 75 percent of the employees of contractors that work on-site as part of regular and ongoing campus operations receive a living wage (benefits excluded).

Part 2 is only applicable to institutions that have one or more significant on-site contractors, which may include (but are not limited to) regular providers of dining/catering, cleaning/janitorial, maintenance, groundskeeping, transportation, and retail services (e.g. book and supply stores).

Part 3

[Total compensation](#) provided to the institution's lowest paid regular employee or pay grade meets or exceeds the local living wage.

Include regular part-time and full-time workers. Newly hired, entry-level employees may be excluded from Part 3 during the first six months of employment. Institutions may choose to include or omit student workers.

To determine the local living wage:

- U.S. institutions must use the [Living Wage Calculator](#) hosted by the Massachusetts Institute of Technology to look up the living wage for "2 Adults, 2 Children" for the community in which the main campus is located.
- Canadian institutions must use [Living Wage Canada's](#) standards (if a living wage has been calculated for the community in which the main campus is located) or else the appropriate after tax [Low Income Cut-Off](#) (LICO) for a family of four (expressed as an hourly wage).
- Institutions located outside the U.S. and Canada must use local equivalents of the above standards if available or else the local poverty indicator for a family of four (expressed as an hourly wage).

For further guidance, see *F. Measurement*.

C. Applicability

This credit applies to all institutions.

D. Scoring

Each part is scored independently. The number of points available for each part of this credit varies based on whether or not the institution has employees of contractors that work on-site as part of regular and ongoing campus operations, as follows:

Part of the credit	Points available for institutions without regular on-site contractors	Points available for institutions with regular on-site contractors
Part 1	1.5	0.75
Part 2	0	0.75
Part 3	1.5	1.5
Total points available	3	3

Part 1

An institution earns the maximum points available for Part 1 of this credit when 100 percent of its employees receive a living wage. Incremental points are available based on the percentage of all employees that receive a living wage (between 75 and 100 percent). For example, an institution that provides 87.5 percent of all employees with a living wage would earn half of the points available for Part 1.

Points earned for Part 1 are calculated according to the formula below. Please note that users do not have to calculate the number of points earned themselves; points earned will be calculated automatically when the data listed under *E. Reporting Fields* is entered in the online Reporting Tool.

$$\text{Points Earned} = A \times [(B - 75) / 25]$$

A = Points available for Part 1 (1 or 0.75; see above)

B = Percentage of all employees that earn a living wage (0-100)

Part 2

An institution that has significant contractors on-site as part of regular and ongoing campus operations earns the maximum of 0.75 points available for Part 2 of this credit when it is able to verify that 100 percent of the employees of those contractors receive a living wage. Incremental points are available based on the percentage of employees of contractors that receive a living wage (between 75 and 100 percent). For example, an institution for which 87.5 percent of employees of contractors are provided with a living wage would earn 0.375 points (half of the points available for Part 2).

Points earned for Part 2 are calculated according to the formula below. Please note that users do not have to calculate the number of points earned themselves; points earned will be calculated automatically when the data listed under *E. Reporting Fields* is entered in the online Reporting Tool.

$$\text{Points Earned} = 0.75 \times [(A - 75) / 25]$$

A = Percentage of employees of contractors that work on-site as part of regular and ongoing campus operations that receive a living wage (0-100)

Part 3

An institution earns the maximum of 1.5 points available for Part 3 of this credit when the total compensation provided to its lowest paid regular employee or pay grade meets or exceeds 200 percent of the living wage.. Partial points are available as follows:

The total compensation provided to the institution's lowest paid regular employee or pay grade meets or exceeds:	Points earned
The local living wage	0.3
125 percent of the living wage	0.6
150 percent of the living wage	0.9
175 percent of the living wage	1.2
200 percent of the living wage	1.5

E. Reporting Fields

Required

- The local living wage (based on a family of four and expressed as an hourly wage) (US/Canadian dollars)
- Percentage of all employees (regular full-time, regular part-time, and temporary workers) that receive a living wage (benefits excluded) (0-100)
- Does the institution have employees of contractors that work on-site as part of regular and ongoing campus operations?

If yes:

- Percentage of employees of contractors that work on-site as part of regular and ongoing campus operations that the institution has verified as receiving a living wage (benefits excluded) (0-100; enter '0' if unknown)
- The total compensation (wages + benefits) provided to the institution's lowest paid regular employee or pay grade meets or exceeds what percentage of the living wage?
 - 100 percent
 - 125 percent
 - 150 percent
 - 175 percent
 - 200 percent
 - None of the above (i.e. the lowest paid regular employee or pay grade earns less than the living wage)
- A brief description of the minimum total compensation provided to the institution's lowest paid employee or pay grade, including any in-kind benefits included as part of the total compensation figure

Optional

- Has the institution made a formal commitment to pay a living wage?

If yes, provide:

- A copy or brief description of the institution's written policy stating its commitment to a living wage
- Has the institution made a formal commitment to provide a living wage to its student employees and/or graduate teaching/research assistants (e.g. by adopting a student bill-of-rights)?

If yes, provide:

- A brief description of the institution's commitment to a student living wage
- The website URL where information about the programs or initiatives is available
- Additional documentation to support the submission (upload)
- Data source(s) and notes about the submission
- Contact information for a responsible party (a staff member, faculty member, or administrator who can respond to questions regarding the data once it is submitted and available to the public)

F. Measurement

Timeframe

Report on current compensation status and offerings from within the three years prior to the anticipated date of submission, for example at a single representative point during the performance year that aligns with other institutional commitments. When using a representative point, institutions should strive to ensure that it recognizes seasonal and other variations that influence employment.

Sampling and Data Standards

For this credit, employee compensation should be converted into an hourly figure. Hourly compensation for adjunct faculty and other employees working on a contract basis must include all hours that are necessary to perform the employee's duties, such as class preparation and grading time. Consistent with U.S. Internal Revenue Service guidelines, adjunct faculty members should be credited a minimum of 2.25 hours of service per week for each hour of teaching or classroom time in that week.

Institutions with satellite campuses should use the main campus location to determine the local living wage, if available, or else a state/provincial/regional living wage,.

Institutions located outside the U.S. and Canada should use a living wage calculator or standard that is appropriate for the institution's locality. This might be a public ordinance, a standard adopted by a campaign or NGO, or a standard that has been created using a methodology consistent with that adopted by the [ISEAL Alliance Living Wage Working Group](#) (see, for example, the UK [Living Wage Foundation](#) and the benchmark reports published by the [Global Living Wage Coalition](#)).

In the absence of an appropriate calculator or existing standard, an institution may define the local living wage as the local [poverty indicator](#) for a family of four (expressed as an hourly wage).

G. Standards and Terms

Living wage

Consistent with the [ISEAL Alliance Living Wage Working Group](#), a living wage is defined as:

...the remuneration received for a standard work week by a worker in a particular place sufficient to afford a decent standard of living for the worker and her or his family. Elements of a decent standard of living include food, water, housing, education, health care, transport, clothing, and other essential needs including provision for unexpected events.

Living Wage Calculator

The [Living Wage Calculator](#) is a tool produced by Dr. Amy K. Glasmeier and the Massachusetts Institute of Technology. The calculator is designed to provide a minimum estimate of the cost of living for low wage families in the United States. Calculator results assume a standard full-time work-year of 2,080 hours (52, 40 hour work weeks).

Living Wage Canada

Living Wage Canada is a site/portal to facilitate learning and information sharing among Canadian communities to help build a national living wage movement. [The website](#) includes details about the Canadian Living Wage Framework which provides a consistent living wage definition, calculation methodology, and strategy for recognizing corporate and community leadership who commit to pass a living wage policy.

Low Income Cut-Off

Low Income Cut-Offs (LICOs) are Canadian income thresholds below which a family will likely devote a larger share of its income on the necessities of food, shelter and clothing than the average family. LICOs may be found in tables included in the *Low Income Lines* publications available on the [Statistics Canada website](#).

Poverty indicator

An official threshold or guideline used to determine poverty level and/or eligibility for public benefits to meet basic needs.

Total compensation

Total compensation refers to the total wages and benefits provided to employees. Total compensation may include in-kind benefits that address basic needs (e.g. food, housing, transportation, healthcare, retirement) and are funded by the institution.

PA 12: Assessing Employee Satisfaction

1 point available

A. Credit Rationale

This credit recognizes institutions that support the engagement of their employees by conducting a regular survey or other evaluation. Evaluating employee satisfaction and engagement helps institutions gauge their performance as an employer and can identify strengths as well as areas for development.

B. Criteria

Institution conducts a survey or other evaluation that allows for anonymous feedback to measure employee satisfaction and engagement. The survey or equivalent may be conducted institution-wide or may be done by individual departments or divisions. The evaluation addresses (but is not limited to) the following areas:

- Job satisfaction
- Learning and advancement opportunities
- Work culture and work/life balance

The institution has a mechanism in place to address issues raised by the evaluation.

C. Applicability

This credit applies to all institutions.

D. Scoring

Institutions earn the maximum of 1 point available for this credit by conducting an assessment of employee satisfaction and engagement that meets the criteria outlined above and that covers all employees (directly or by representative sample). Incremental points are available based on the percentage of employees assessed. For example, an institution that regularly assesses the satisfaction of all faculty members (who compose $\frac{1}{3}$ of all employees), but does not assess staff (who compose $\frac{2}{3}$ of employees) would earn $\frac{1}{3}$ point ($\frac{1}{3}$ of the points available for this credit).

An institution that conducts an assessment using a representative sample earns points based on the total population from which the sample is drawn. For example, an institution that conducts an assessment with a sample that is representative of the entire employee population would earn the maximum of 1 point available for this credit. Likewise, an institution that conducts an assessment with a sample that is representative of 50 percent of its total employee population would earn 0.5 points (half of the points available for this credit).

An institution that conducts an assessment of an unrepresentative portion of the employee population earns points based on the actual number of employees assessed. For example, an institution that conducts a mandatory survey of all non-supervisory staff (60 percent of the total employee population) would earn 0.6 points (60 percent of the points available for this credit).

E. Reporting Fields

Required

- Has the institution conducted a survey or other evaluation that allows for anonymous feedback to measure employee satisfaction and engagement during the previous three years?

If yes, provide:

- Percentage of employees (staff and faculty) assessed, directly or by representative sample (0-100)
- A brief description of the institution's methodology for evaluating employee satisfaction and engagement, including assessment timeframes
- A brief description of the mechanism(s) by which the institution addresses issues raised by the evaluation (including examples from the previous three years)

Optional

- The website URL where information about the programs or initiatives is available
- Additional documentation to support the submission (upload)
- Data source(s) and notes about the submission
- Contact information for a responsible party (a staff member, faculty member, or administrator who can respond to questions regarding the data once it is submitted and available to the public)

F. Measurement

Timeframe

Report current policies and practices and on the most recent employee satisfaction and engagement evaluation conducted within the three years prior to the anticipated date of submission.

Sampling and Data Standards

Institutions may choose to assess employee satisfaction and engagement by administering a survey or the equivalent to a [representative sample](#) of the employee population being assessed or by surveying the entire employee population being assessed (e.g. by making the assessment mandatory).

Institutions may report on a single assessment or on multiple assessments that target different groups (e.g. faculty, supervisory staff, and non-supervisory staff).

G. Standards and Terms

Representative sample

A representative sample is a subset of a statistical population that accurately reflects the members of the entire population. A representative sample should be an unbiased indication of what the entire population is like. For example, in a student population of 1000 students in which 25 percent of the students are enrolled in a business school, 50 percent are enrolled in humanities programs, and 25 percent are enrolled in science programs, a representative sample might include 200 students: 50 business students, 100 humanities students, and 50 science students. Likewise, a representative sample of purchases should accurately reflect the institution's total purchases, accounting for seasonal and other variations in product availability and purchasing.

PA 13: Wellness Program

1 point available

A. Credit Rationale

This credit recognizes institutions that support the wellbeing of their employees and students. Providing wellness programs and related services can enhance the health and wellbeing of the entire campus community.

B. Criteria

Institution has a wellness and/or employee assistance program that makes available counseling, referral, and wellbeing services to all students, staff, and/or faculty members.

C. Applicability

This credit applies to all institutions.

D. Scoring

Institutions earn the maximum of 1 point available for this credit for making counseling, referral, and wellbeing services available to all members of the campus community. Partial points are available based on the number of groups for whom the institution makes wellness services available. For example, an institution that makes wellness services available to all members of 2 of the groups listed would earn $\frac{2}{3}$ point ($\frac{2}{3}$ of the points available for the credit).

E. Reporting Fields

Required

- Does the institution have a wellness and/or employee assistance program that makes counseling, referral, and wellbeing services available to all members of the following groups?
 - Students
 - Staff
 - Faculty
- A brief description of the institution's wellness and/or employee assistance program(s), including information to support each affirmative response above

Optional

- The website URL where information about the programs or initiatives is available
- Additional documentation to support the submission (upload)
- Data source(s) and notes about the submission
- Contact information for a responsible party (a staff member, faculty member, or administrator who can respond to questions regarding the data once it is submitted and available to the public)

F. Measurement

Timeframe

Report on current program status and offerings at the time of submission.

Sampling and Data Standards

Not applicable

G. Standards and Terms

Not applicable

PA 14: Workplace Health and Safety

2 points available

A. Credit Rationale

This credit recognizes institutions that help ensure the health and safety of their employees. Institutions that reduce workplace injuries and occupational disease cases help ensure that all employees have a safe working environment.

B. Criteria

Part 1

Institution has reduced its total number of reportable workplace injuries and occupational disease cases per full-time equivalent (FTE) employee compared to a baseline.

Part 2

Institution has fewer than 6 reportable workplace injuries and occupational disease cases annually per 100 full-time equivalent (FTE) employees.

This credit includes employees of contractors working on-site for whom the institution is liable for workplace safety, for example workers for whom the institution is mandated to report injuries and disease cases by a health and safety authority such as the U.S. Occupational Health and Safety Administration (OSHA) or the Canadian Center for Occupational Health and Safety (CCOHS). Injuries and disease cases include OSHA/CCOHS-reportable fatal and non-fatal injuries (or the equivalent) arising out of or in the course of work and cases of diseases arising from a work-related injury or the work situation or activity (e.g. exposure to harmful chemicals, stress, ergonomic issues). See *F. Measurement*, below, for further guidance on reporting injuries and disease cases.

C. Applicability

This credit applies to all institutions.

D. Scoring

Each part is scored independently.

Part 1

Institutions earn the maximum of 1 point available for Part 1 for having no reportable workplace injuries and occupational disease cases in the performance year. Incremental points are awarded based on the reduction achieved from a baseline. For example, an institution that reduced its total number of reportable workplace injuries and occupational disease cases per full-time equivalent (FTE) employee by 50 percent compared to a baseline would earn 0.5 points (half of the points available for Part 1).

STARS awards only positive points; points will not be deducted if the total number of reportable workplace injuries and occupational disease cases per FTE employee increased rather than decreased during the time period.

Points earned are calculated according to the formula below. Please note that users do not have to calculate the number of points earned themselves; points earned will be calculated automatically when the data listed under *E. Reporting Fields* is entered in the online Reporting Tool.

$$\text{Points Earned} = 1 \times \{ [(A/B) - (C/D)] / (A/B) \}$$

A = Number of reportable workplace injuries and occupational disease cases, baseline year

B = Full-time equivalent of employees, baseline year

C = Number of reportable workplace injuries and occupational disease cases, performance year

D = Full-time equivalent of employees, performance year

Part 2

Institutions earn the maximum of 1 point available for Part 2 for having no reportable workplace injuries and occupational disease cases in the performance year. Incremental points are awarded based on the institution's performance between the [minimum performance threshold](#) of 6 reportable workplace injuries and occupational disease cases per 100 FTE employees and the performance target of 0 reportable injuries and disease cases. For example, an institution that had 3 reportable workplace injuries and occupational disease cases per 100 FTE employees in the performance year would earn 0.5 points (half of the points available for Part 2).

Points earned for Part 2 are calculated according to the formula below. Please note that users do not have to calculate the number of points earned themselves; points earned will be calculated automatically when the data listed under *E. Reporting Fields* is entered in the online Reporting Tool.

$$\text{Points Earned} = 1 \times \{ [0.06 - (A / B)] / 0.06 \}$$

A = Number of reportable workplace injuries and occupational disease cases, performance year

B = Full-time equivalent of employees, performance year

E. Reporting Fields

Required

- Number of reportable workplace injuries and occupational disease cases, performance year
- Number of reportable workplace injuries and occupational disease cases, baseline year
- Full-time equivalent of employees, performance year
- Full-time equivalent of employees, baseline year
- Start date, performance year or 3-year period
- End date, performance year or 3-year period
- Start date, baseline year or 3-year period
- End date, baseline year or 3-year period

If end date of the baseline year/period is 2004 or earlier, provide:

- A brief description of when and why the workplace health and safety baseline was adopted (e.g. in sustainability plans and policies or in the context of other reporting obligations)

Optional

- A brief description of the institution’s workplace health and safety initiatives, including how workers are engaged in monitoring and advising on health and safety programs
- The website URL where information about the programs or initiatives is available
- Additional documentation to support the submission (upload)
- Data source(s) and notes about the submission
- Contact information for a responsible party (a staff member, faculty member, or administrator who can respond to questions regarding the data once it is submitted and available to the public)

F. Measurement

Timeframe

Performance Year

Report the most recent data available from within the three years prior to the anticipated date of submission. Institutions may use the most recent single year for which data is available or an average from throughout the period. Institutions may choose the annual start and end dates that work best with the data they have (e.g. fiscal or calendar year), as long as data are reported from a consecutive 12-month (or 3-year) period.

Report FTE employees from the same time period as that from which workplace health and safety data are drawn (e.g. the consecutive 12-month or 3-year period that most closely overlaps with the injuries and disease cases performance period).

Baseline Year

Report data from the baseline year, which may be:

- Any year from 2005 to the present
- A baseline year, 1990 to 2004, that the institution has adopted as part of its sustainability plans or policies or in the context of other reporting obligations

Recommended best practices for defining a baseline include:

- Using the average of three consecutive years to reduce the impact of outliers
- Ensuring that baseline and performance year data are valid and reliable (e.g. that the data were gathered in the same manner)

Institutions without valid and reliable historical data should use performance year data for both the baseline and performance year. Following this approach, an institution would not be able to claim points for reductions during its first STARS submission, but would be able to use its newly established baseline for subsequent submissions.

Institutions may choose the start and end dates that work best with the data they have (e.g. fiscal or calendar year), as long as data are reported from a consecutive 12-month (or 3-year) period. Report FTE employees from the same period as that from which workplace health and safety data are drawn (e.g. the consecutive 12-month or 3-year period that most closely overlaps with the injuries and disease cases baseline period).

Sampling and Data Standards

U.S. and Canadian institutions should report the total number of fatal and non-fatal injuries and occupational disease cases as reported to the [Occupational Health and Safety Administration](#) (OSHA) and the Canadian [Center for Occupational Health and Safety](#) (CCOHS), respectively. Other institutions should report data as generally required by the health and safety authority with jurisdiction over the institution. Minor (first-aid level) injuries should be excluded to the extent feasible.

G. Standards and Terms

Full-time equivalent

Consistent with [Eurostat](#), full-time equivalent (FTE) is defined as follows:

A full-time equivalent, sometimes abbreviated as FTE, is a unit to measure employed persons or students in a way that makes them comparable although they may work or study a different number of hours per week.

An institution should report its best estimates for FTE figures, annualized as feasible and calculated according to relevant national, regional or international standards. IPEDS, for example, calculates the number of FTE staff by summing the total number of full-time staff and adding one-third of the total number of part-time staff.

Minimum performance threshold

Minimum performance thresholds are benchmarks against which campus performance may be assessed for scoring purposes. The thresholds used in this version of STARS were calculated at the first decile for institutions reporting under STARS 2.0 as of July 31, 2015 and rounded to the nearest hundredth. In other words, 90 percent of institutions rated under STARS 2.0 before July 31, 2015 performed better than the minimum threshold. Extreme outliers were excluded from the calculations.

Scoring Example: Workplace Health and Safety

The following data describe Example University:

Part 1

- A. Number of reportable workplace injuries and occupational disease cases, baseline year = 15
- B. Full-time equivalent of employees, baseline year (FTE) = 1,200
- C. Number of reportable workplace injuries and occupational disease cases, performance year = 9
- D. Full-time equivalent of employees, performance year (FTE) = 1,250

$$\begin{aligned}\text{Points earned} &= 1 \times \{ [(A/B) - (C/D)] / (A/B) \} \\ &= 1 \times \{ [(15/1,200) - (9/1,250)] / (15/1,200) \} \\ &= 1 \times \{ [0.0125 - 0.0072] / 0.0125 \} \\ &= 1 \times \{ 0.0053 / 0.0125 \} \\ &= 1 \times 0.424 \\ &= \mathbf{0.42} \text{ points}\end{aligned}$$

Part 2

- A. Number of reportable workplace injuries and occupational disease cases, performance year = 9
- B. Full-time equivalent of employees, performance year (FTE) = 1,250

$$\begin{aligned}\text{Points earned} &= 1 \times \{ [0.06 - (A/B)] / 0.06 \} \\ &= 1 \times \{ [0.06 - 9 / 1,250] / 0.06 \} \\ &= 1 \times \{ [0.06 - (.0072)] / 0.06 \} \\ &= 1 \times \{ 0.0528 / 0.06 \} \\ &= \mathbf{0.88} \text{ points}\end{aligned}$$

$$\begin{aligned}\text{Total points earned} &= 0.42 + 0.88 \\ &= 1.3 \text{ points}\end{aligned}$$

Innovation & Leadership (IN)

The credits in this category recognize institutions that are seeking innovative solutions to sustainability challenges and demonstrating sustainability leadership in ways that are not otherwise captured in STARS.

Institutions may earn up to four Innovation & Leadership points. An institution's overall, percentage-based STARS score is increased by the number of these bonus points it earns. For example, if an institution earned 30 percent of available points in the four main STARS categories, earning 2 Innovation & Leadership points would raise its final score to 32.

There are two types of Innovation & Leadership credits available. The number of points available for each type is outlined in the following table:

Credit type	Points per credit	Points available
Exemplary Practice	0.5	4
Innovation	1	4
Total points earned →		Up to 4

An institution may claim any combination of exemplary practice and innovation credits and may include as many of these credits in a submission as desired, however the maximum number of points applied toward scoring is capped at 4.

Exemplary Practice

A catalog of credits available

Exemplary practice credits recognize specific initiatives that demonstrate sustainability leadership. Exemplary practices include:

- Emerging best practices that are not otherwise recognized in STARS (e.g. seeking independent review of STARS data prior to submission).
- Initiatives and outcomes that are a step beyond what is recognized in a standard credit (e.g. achieving third party certification for a program or exceeding the highest criterion of an existing credit).
- Exemplary initiatives and outcomes that are only relevant to a minority of institution types or regions (e.g. participation in green hospital networks).

Exemplary practice credits may be claimed in multiple submissions as long as the criteria are being met at the time of submission.

A catalog of currently available exemplary practice credits and associated reporting fields is available in the online STARS Reporting Tool and on the [STARS website](#).

Innovation

4 credits available

Innovation credits are open-ended and reserved for new, extraordinary, unique, groundbreaking, or uncommon outcomes, policies, and practices that are not covered by an existing credit or exemplary practice option.

- 1) In general, innovation credits should have roughly similar impacts or be on the same scale as other STARS credits.
- 2) Outcomes, policies, and practices that are innovative for the institution's region or institution type are eligible for innovation credits.
- 3) The innovative practice, policy, program, or outcome must be ongoing or have occurred within the three years prior to the anticipated date of submission.
- 4) The innovative practice or program has to be something that the institution has already implemented; planned activities do not count.
- 5) The innovative practice or program should originate from an area within the defined institutional boundary.
- 6) Practices, policies, and programs that were once considered innovative but are now widely adopted (e.g. being the first institution to enact a policy 20 years ago that is now common) may not be claimed as innovation credits.
- 7) Multiple activities or practices whose sum is innovative can be considered for an innovation credit as long as those activities or practices are related. Listing a series of unrelated accomplishments or events under a single innovation credit is not accepted.
- 8) While the practices that led to receiving an award may be appropriate for an innovation credit, winning awards and/or high sustainability rankings in other assessments is not, in and of itself, grounds for an innovation credit. When the innovation is part of a partnership, the summary provided must clearly describe the institution's role in the innovation.

An institution can only claim a particular activity as an innovation credit once. When re-submitting for a STARS rating, an innovation credit that the institution submitted previously cannot be re-submitted. However, an institution that has made significant advancements to a project or program that was previously submitted as an innovation may resubmit based on those advancements if the project or program is still considered innovative.

To help verify that the policy, practice, program, or outcome that the institution is claiming for an innovation credit is truly innovative, the institution may submit a letter of affirmation from an individual with relevant expertise in the associated content area or a press release or publication featuring the innovation.

Reporting Fields

Please note that institutions will report on each innovation credit separately.

Required

- Name or title of the innovative policy, practice, program, or outcome
- A brief description of the innovative policy, practice, program, or outcome that outlines how credit criteria are met and any positive measurable outcomes associated with the innovation
- Does the innovation describe a new, extraordinary, unique, groundbreaking, or uncommon outcome, policy or practice that is not already covered by an existing STARS credit?
- Is the innovative practice, policy, program, or outcome ongoing or has it occurred within the three years prior to the anticipated date of submission?
- Has the institution previously received a STARS innovation credit for this specific practice, policy, program, or outcome?
- Which of the following impact areas does the innovation most closely relate to (select up to three):
 - Curriculum
 - Research
 - Campus Engagement
 - Public Engagement
 - Air & Climate
 - Buildings
 - Energy
 - Food & Dining
 - Grounds
 - Purchasing
 - Transportation
 - Waste
 - Water
 - Coordination & Planning
 - Diversity & Affordability
 - Investment
 - Wellbeing & Work
 - Other (e.g. arts and culture or technology; please specify and also select at least one *related* topic from the list above)

Optional

- A letter of affirmation from an individual with relevant expertise or a press release or publication featuring the innovation (upload)
- The website URL where information about the programs or initiatives is available
- Additional documentation to support the submission (upload)
- Data source(s) and notes about the submission
- Contact information for a responsible party (a staff member, faculty member, or administrator who can respond to questions regarding the data once it is submitted and available to the public)