

# Filtros de duas dimensões

```
In [54]: using DSP, Images, ImageView, FileIO, MAT, OffsetArrays, FFTViews  
include("/Users/vitor/arquivos/docs/cursos/Julia/pfft2.jl")  
using PyPlot: surf
```

```
In [55]: EMB170 = load("Embraer-170-190-fatigue-dt-tests3-n.png")
```

Out[55]:



In [56]: `EMB170c = [Gray(0.299a.r + 0.587a.g + 0.114a.b) for a in EMB170]`

Out[56]:



In [57]: `EMB170c = Gray.(EMB170)`

Out[57]:



```
In [58]: EMB170c1 = 0.299red.(EMB170) + 0.587green.(EMB170) + 0.114blue.(EMB170)
```

```
Out[58]: 640x852 Array{Float64,2}:
 0.411149  0.321957  0.321957  0.263008  ...  0.298039  0.298039  0.
694118
 0.411149  0.321957  0.321957  0.263008      0.298039  0.298039  0.
694118
 0.216353  0.284471  0.284471  0.325863      0.215686  0.215686  0.
584314
 0.216353  0.284471  0.284471  0.325863      0.215686  0.215686  0.
584314
 0.139373  0.356384  0.356384  0.483157      0.294118  0.294118  0.
54902
 0.139373  0.356384  0.356384  0.483157  ...  0.294118  0.294118  0.
54902
 0.184686  0.381196  0.381196  0.474294      0.278431  0.278431  0.
564706
 0.184686  0.381196  0.381196  0.474294      0.278431  0.278431  0.
564706
 0.1998     0.390043  0.390043  0.479498      0.309804  0.309804  0.
611765
 0.1998     0.390043  0.390043  0.479498      0.309804  0.309804  0.
611765
 0.195753  0.420118  0.420118  0.513494  ...  0.215686  0.215686  0.
54902
 0.195753  0.420118  0.420118  0.513494      0.215686  0.215686  0.
54902
 0.154471  0.40358   0.40358   0.512643      0.247059  0.247059  0.
596078
  ⋮
 0.207365  0.595753  0.595753  0.616686      0.104475  0.104475  0.
578102
 0.207365  0.595753  0.595753  0.616686      0.104475  0.104475  0.
578102
 0.129827  0.506451  0.506451  0.747843  ...  0.112275  0.112275  0.
596259
 0.129827  0.506451  0.506451  0.747843      0.112275  0.112275  0.
596259
 0.179357  0.565443  0.565443  0.620455      0.101082  0.101082  0.
592059
 0.179357  0.565443  0.565443  0.620455      0.101082  0.101082  0.
592059
 0.22731   0.548306  0.548306  0.377039      0.105855  0.105855  0.
58511
 0.22731   0.548306  0.548306  0.377039  ...  0.105855  0.105855  0.
58511
 0.13869   0.324455  0.324455  0.337949      0.141722  0.141722  0.
599345
 0.13869   0.324455  0.324455  0.337949      0.141722  0.141722  0.
599345
 0.192867  0.13869   0.13869   0.332298      0.142294  0.142294  0.
6152
 0.192867  0.13869   0.13869   0.332298      0.142294  0.142294  0.
6152
```

```
In [59]: EMB170c == EMB170c1
```

```
Out[59]: false
```

```
In [60]: (typeof(EMB170c), typeof(EMB170c1))
```

```
Out[60]: (Array{Gray{Normed{UInt8,8}},2}, Array{Float64,2})
```

```
In [61]: gray(EMB170c[1,1])
```

```
Out[61]: 0.412N0f8
```

## Filtro passa-baixas

```
In [62]: hp = [1, 2, 1]
         h = hp * hp'
         h = h / sum(h)
```

```
Out[62]: 3×3 Array{Float64,2}:
 0.0625  0.125  0.0625
 0.125   0.25   0.125
 0.0625  0.125  0.0625
```

```
In [63]: h[2,2]
```

```
Out[63]: 0.25
```

Julia permite que você crie vetores e matrizes com índices que começam em qualquer lugar - isto é muito útil para implementar filtros que não deslocam a imagem. Compare  $h$  com  $hc$ :

```
In [64]: hc = centered(h)
```

```
Out[64]: 3×3 OffsetArray{::Array{Float64,2}, -1:1, -1:1} with eltype Float64
         with indices -1:1×-1:1:
 0.0625  0.125  0.0625
 0.125   0.25   0.125
 0.0625  0.125  0.0625
```

```
In [65]: hc[0,0]
```

```
Out[65]: 0.25
```

Note que  $hc$  tem índices nos intervalos  $-1:1$ ,  $-1:1$ , e portanto não pode ser somado a  $h$ :

```
In [66]: hc + h
```

```
DimensionMismatch("dimensions must match: a has dims (OffsetArrays.  
.IdOffsetRange(-1:1), OffsetArrays.IdOffsetRange(-1:1)), b has dim  
s (Base.OneTo(3), Base.OneTo(3)), mismatch at 1")
```

Stacktrace:

```
[1] promote_shape at ./indices.jl:178 [inlined]  
[2] promote_shape(::OffsetArray{Float64,2,Array{Float64,2}}, ::Ar  
ray{Float64,2}) at ./indices.jl:169  
[3] +(::OffsetArray{Float64,2,Array{Float64,2}}, ::Array{Float64,  
2}) at ./arraymath.jl:38  
[4] top-level scope at In[66]:1  
[5] include_string(::Function, ::Module, ::String, ::String) at .  
/loading.jl:1091
```

Mas na verdade a função `imfilter` faz a mesma coisa com `h` ou `hc` (só que no caso de `h`, pode aparecer um warning)

```
In [67]: EMBf = imfilter(EMB170, hc)
```

Out[67]:



```
In [68]: imshow(EMB170)
```

```
Out[68]: Dict{String,Any} with 4 entries:  
  "gui"          => Dict{String,Any}("window"=>GtkWindowLeaf(name=""  
  ", parent, wi...  
  "roi"         => Dict{String,Any}("redraw"=>96: "map(f-mapped im  
  age, input-26...  
  "annotations" => 66: "input-26" = Dict{UInt64,Any}() Dict{UInt64  
  ,Any}  
  "clim"        => nothing
```

```
In [69]: imshow(EMBf)
```

```
Out[69]: Dict{String,Any} with 4 entries:  
  "gui"          => Dict{String,Any}("window"=>GtkWindowLeaf(name=""  
  ", parent, wi...  
  "roi"         => Dict{String,Any}("redraw"=>128: "map(f-mapped i  
  mage, input-3...  
  "annotations" => 98: "input-38" = Dict{UInt64,Any}() Dict{UInt64  
  ,Any}  
  "clim"        => nothing
```

```
In [70]: EMBfd = imfilter(EMB170, h)
```

```
Out[70]:
```



```
In [71]: EMBf == EMBfd
```

```
Out[71]: true
```

No entanto, o resultado da função de convolução ( conv ) dá um pouco diferente caso você esteja usando hc ou h :

```
In [72]: EMBconvc = conv(hc, EMB170c1)
```

```
Out[72]: 642×854 OffsetArray(::Array{Float64,2}, 0:641, 0:853) with eltype
Float64 with indices 0:641×0:853:
 0.0256968  0.0715159  0.0860637  ...  0.0992647  0.105392  0.04338
24
 0.0770904  0.214548  0.258191      0.297794  0.316176  0.13014
7
 0.0906125  0.259371  0.325051      0.374755  0.402696  0.16666
7
 0.066263  0.205987  0.286645      0.330147  0.364951  0.15294
1
 0.049277  0.174166  0.276114      0.320343  0.346569  0.14387
3
 0.0396544  0.16391  0.293459  ...  0.345343  0.347549  0.13946
1
 0.0376752  0.165997  0.309616      0.355882  0.34902  0.13823
5
 0.0433395  0.180427  0.324584      0.351961  0.35098  0.14019
6
 0.0471162  0.190084  0.334672      0.358824  0.359804  0.14411
8
 0.0490054  0.194969  0.339879      0.376471  0.37549  0.15
 0.0496971  0.198785  0.347868  ...  0.363725  0.369608  0.14902
 0.0491912  0.201532  0.35864      0.320588  0.342157  0.14117
6
 0.0463581  0.196712  0.358346      0.307843  0.336275  0.14019
6
  ⋮
 0.0469951  0.237347  0.477066  ...  0.225479  0.317927  0.14566
 0.0373029  0.2068  0.433885      0.230673  0.323441  0.14793
 0.0355525  0.201405  0.426452      0.23091  0.324974  0.14880
2
 0.0417436  0.221161  0.454765      0.226188  0.322525  0.14827
7
 0.0478363  0.235962  0.468705      0.224287  0.32073  0.14758
 0.0538304  0.245808  0.468273  ...  0.225208  0.319589  0.14671
2
 0.0512887  0.225663  0.420546      0.233283  0.32304  0.14716
7
 0.0402113  0.175527  0.325525      0.248513  0.331082  0.14894
7
 0.0380586  0.145621  0.246569      0.257226  0.337121  0.15082
7
 0.0448306  0.135944  0.183679      0.259422  0.341156  0.15280
9
 0.0361625  0.0983294  0.114176  ...  0.19539  0.25738  0.11535
 0.0120542  0.0327765  0.0380586      0.0651301  0.0857934  0.03845
```

In [73]: `Gray.(EMBconvc)`

Out[73]:



In [74]: `EMBconv = conv(h, EMB170c1)`



```

Out[74]: 642x854 Array{Float64,2}:
 0.0256968  0.0715159  0.0860637  ...  0.0992647  0.105392  0.04338
24
 0.0770904  0.214548  0.258191      0.297794  0.316176  0.13014
7
 0.0906125  0.259371  0.325051      0.374755  0.402696  0.16666
7
 0.066263   0.205987  0.286645      0.330147  0.364951  0.15294
1
 0.049277   0.174166  0.276114      0.320343  0.346569  0.14387
3
 0.0396544  0.16391   0.293459  ...  0.345343  0.347549  0.13946
1
 0.0376752  0.165997  0.309616      0.355882  0.34902   0.13823
5
 0.0433395  0.180427  0.324584      0.351961  0.35098   0.14019
6
 0.0471162  0.190084  0.334672      0.358824  0.359804  0.14411
8
 0.0490054  0.194969  0.339879      0.376471  0.37549   0.15
 0.0496971  0.198785  0.347868  ...  0.363725  0.369608  0.14902
 0.0491912  0.201532  0.35864      0.320588  0.342157  0.14117
6
 0.0463581  0.196712  0.358346      0.307843  0.336275  0.14019
6
  ⋮
 0.0469951  0.237347  0.477066  ...  0.225479  0.317927  0.14566
 0.0373029  0.2068    0.433885      0.230673  0.323441  0.14793
 0.0355525  0.201405  0.426452      0.23091   0.324974  0.14880
2
 0.0417436  0.221161  0.454765      0.226188  0.322525  0.14827
7
 0.0478363  0.235962  0.468705      0.224287  0.32073   0.14758
 0.0538304  0.245808  0.468273  ...  0.225208  0.319589  0.14671
2
 0.0512887  0.225663  0.420546      0.233283  0.32304   0.14716
7
 0.0402113  0.175527  0.325525      0.248513  0.331082  0.14894
7
 0.0380586  0.145621  0.246569      0.257226  0.337121  0.15082
7
 0.0448306  0.135944  0.183679      0.259422  0.341156  0.15280
9
 0.0361625  0.0983294  0.114176  ...  0.19539   0.25738   0.11535
 0.0120542  0.0327765  0.0380586      0.0651301 0.0857934 0.03845

```

```
In [75]: Gray.(EMBconv)
```

```
Out[75]:
```



No caso de um filtro separável, é mais rápido usar um algoritmo que processa cada parcela do filtro de cada vez:

```
In [76]: hfc = centered([1, 2, 1])  
hfc = hfc / sum(hfc)
```

```
Out[76]: 3-element OffsetArray{::Array{Float64,1}, -1:1} with eltype Float64  
4 with indices -1:1:  
 0.25  
 0.5  
 0.25
```

Se a resposta ao impulso do filtro for separável, podemos usar esse fato para implementar o filtro de forma mais eficiente:

```
In [77]: hf = kernelfactors((hfc, hfc)) # Repare que os parênteses devem se  
r duplos
```

```
Out[77]: (ImageFiltering.KernelFactors.ReshapedOneD{Float64,2,0,OffsetArray  
{Float64,1,Array{Float64,1}}}([0.25, 0.5, 0.25]), ImageFiltering.K  
ernelFactors.ReshapedOneD{Float64,2,1,OffsetArray{Float64,1,Array{  
Float64,1}}}([0.25, 0.5, 0.25]))
```

```
In [78]: EMBf1 = imfilter(EMB170, hf)
```

```
Out[78]:
```



## Transformada de Fourier de duas dimensões

Ao calcular a TDF de um filtro de duas dimensões, mesmo que o filtro seja centrado em zero, a TDF vai resultar em uma fase (porque a função `fft` sempre considera os índices indo de 0 a  $M-1$ ):

```
In [79]: fft(hc)
```

```
Out[79]: 3x3 Array{Complex{Float64},2}:
 1.0+0.0im      -0.125+0.216506im    -0.125-0.216506im
-0.125+0.216506im  -0.03125-0.0541266im  0.0625-6.93889e-18im
-0.125-0.216506im  0.0625+6.93889e-18im -0.03125+0.0541266im
```

```
In [80]: fft(h)
```

```
Out[80]: 3x3 Array{Complex{Float64},2}:
 1.0+0.0im      -0.125-0.216506im    -0.125+0.216506im
-0.125-0.216506im  -0.03125+0.0541266im  0.0625+6.93889e-18im
-0.125+0.216506im  0.0625-6.93889e-18im -0.03125-0.0541266im
```

Para obter a transformada da sequência centrada, você pode deslocar circularmente os elementos de  $h$ , assim:

```
In [81]: h[1,2:end]'
```

```
Out[81]: 1×2 LinearAlgebra.Adjoint{Float64,Array{Float64,1}}:  
 0.125  0.0625
```

```
In [82]: hdes1 = [h[2:end,2:end] h[2:end,1];  
                 h[1,2:end]' h[1,1]]
```

```
Out[82]: 3×3 Array{Float64,2}:  
 0.25  0.125  0.125  
 0.125 0.0625 0.0625  
 0.125 0.0625 0.0625
```

```
In [83]: fft(hdes1)
```

```
Out[83]: 3×3 Array{Complex{Float64},2}:  
 1.0+0.0im  0.25+0.0im  0.25+0.0im  
 0.25+0.0im 0.0625+0.0im 0.0625+0.0im  
 0.25+0.0im 0.0625+0.0im 0.0625+0.0im
```

Em Julia é possível usar os pacotes `FFTVIEWS` e `OffsetArrays` para fazer isso de maneira mais fácil:

```
In [84]: using FFTViews
```

```
In [85]: h1 = [1, 2, 1]
```

```
Out[85]: 3-element Array{Int64,1}:  
 1  
 2  
 1
```

```
In [86]: H1 = fft(h1)
```

```
Out[86]: 3-element Array{Complex{Float64},1}:  
 4.0 + 0.0im  
 -0.5 - 0.8660254037844386im  
 -0.5 + 0.8660254037844386im
```

```
In [87]: H1[1]
```

```
Out[87]: 4.0 + 0.0im
```

```
In [88]: H1v = FFTView(H1)
```

```
Out[88]: 3-element FFTView{Complex{Float64},1,Array{Complex{Float64},1}} wi  
th indices FFTViews.URange(0,2):  
 4.0 + 0.0im  
 -0.5 - 0.8660254037844386im  
 -0.5 + 0.8660254037844386im
```

```
In [89]: H1v[3]
```

```
Out[89]: 4.0 + 0.0im
```

```
In [90]: ħc = zeros(size(h))
```

```
Out[90]: 3×3 Array{Float64,2}:  
 0.0  0.0  0.0  
 0.0  0.0  0.0  
 0.0  0.0  0.0
```

```
In [91]: hv = FFTView(ħc)
```

```
Out[91]: 3×3 FFTView{Float64,2,Array{Float64,2}} with indices FFTViews.URange(0,2)×FFTViews.URange(0,2):  
 0.0  0.0  0.0  
 0.0  0.0  0.0  
 0.0  0.0  0.0
```

$hv$  é um *view* de  $\bar{h}c$ , que interpreta os índices de maneira periódica, como a FFT faz. Como é um *view* (essencialmente um ponteiro), mudar os elementos de  $hv$  altera também os elementos de  $\bar{h}c$ . Podemos fazer isso imaginando o deslocamento circular necessário para calcular a FFT com fase nula:

```
In [92]: hv[-1:1,-1:1]=h
```

```
Out[92]: 3×3 Array{Float64,2}:  
 0.0625  0.125  0.0625  
 0.125   0.25   0.125  
 0.0625  0.125  0.0625
```

Repare como  $\bar{h}c$  mudou:

```
In [93]: ħc
```

```
Out[93]: 3×3 Array{Float64,2}:  
 0.25  0.125  0.125  
 0.125 0.0625 0.0625  
 0.125 0.0625 0.0625
```

$hv$  apenas fornece os índices de 0 a 2:

```
In [94]: hv
```

```
Out[94]: 3×3 FFTView{Float64,2,Array{Float64,2}} with indices FFTViews.URange(0,2)×FFTViews.URange(0,2):  
 0.25  0.125  0.125  
 0.125 0.0625 0.0625  
 0.125 0.0625 0.0625
```

```
In [95]: hv[-3:3,-3:3]
```

```
Out[95]: 7×7 Array{Float64,2}:  
 0.25  0.125  0.125  0.25  0.125  0.125  0.25  
 0.125 0.0625 0.0625 0.125 0.0625 0.0625 0.125  
 0.125 0.0625 0.0625 0.125 0.0625 0.0625 0.125  
 0.25  0.125  0.125  0.25  0.125  0.125  0.25  
 0.125 0.0625 0.0625 0.125 0.0625 0.0625 0.125  
 0.125 0.0625 0.0625 0.125 0.0625 0.0625 0.125  
 0.25  0.125  0.125  0.25  0.125  0.125  0.25
```

Agora  $\bar{h}c$  está preparada para a FFT de fase nula:

```
In [96]: Hc = fft( $\bar{h}c$ )
```

```
Out[96]: 3×3 Array{Complex{Float64},2}:  
 1.0+0.0im  0.25+0.0im  0.25+0.0im  
 0.25+0.0im 0.0625+0.0im 0.0625+0.0im  
 0.25+0.0im 0.0625+0.0im 0.0625+0.0im
```

```
In [97]: Hc = real.(Hc)
```

```
Out[97]: 3×3 Array{Float64,2}:  
 1.0  0.25  0.25  
 0.25 0.0625 0.0625  
 0.25 0.0625 0.0625
```

```
In [98]: (Mx, My)=size(h)
```

```
Out[98]: (3, 3)
```

Uma outra opção é usar a função `fftshift` e `ifftshift` (que existem também no Matlab):

```
In [109]: hc2 = ifftshift(h)
```

```
Out[109]: 3×3 Array{Float64,2}:  
 0.25  0.125  0.125  
 0.125 0.0625 0.0625  
 0.125 0.0625 0.0625
```

A transformada virá com todos os valores reais, como queríamos, mas com o frequência DC ( [ 0, 0 ] ) na posição [ 1, 1 ] :

```
In [110]: Hc2 = fft(hc2)
```

```
Out[110]: 3×3 Array{Complex{Float64},2}:  
 1.0+0.0im  0.25+0.0im  0.25+0.0im  
 0.25+0.0im 0.0625+0.0im 0.0625+0.0im  
 0.25+0.0im 0.0625+0.0im 0.0625+0.0im
```

Para colocar o DC no centro, use `fftshift` :

```
In [112]: fftshift(Hc2)
```

```
Out[112]: 3x3 Array{Complex{Float64},2}:  
 0.0625+0.0im  0.25+0.0im  0.0625+0.0im  
 0.25+0.0im  1.0+0.0im   0.25+0.0im  
 0.0625+0.0im 0.25+0.0im  0.0625+0.0im
```

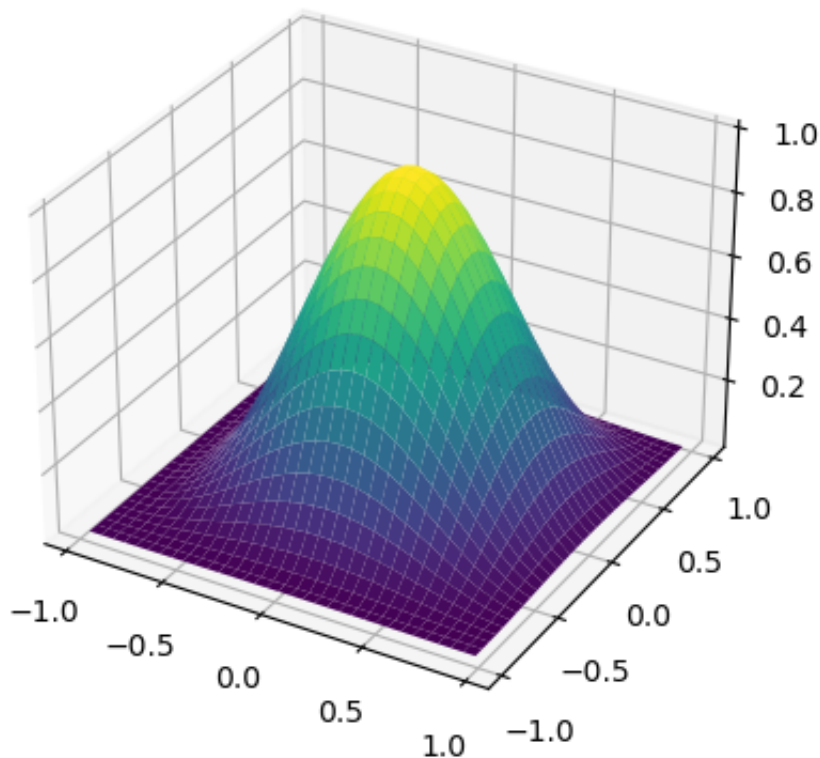
A função `pfft2` faz *zero-padding* (calcula a transformada com mais pontos, completando com zeros), e já centra as transformadas

```
In [99]: Hresp,  $\omega_x$ ,  $\omega_y$  = pfft2(h, 32, 32)  
         maximum(abs.(imag.(Hresp)))
```

```
Out[99]: 7.954818481105237e-17
```

```
In [100]: Hresp = real.(Hresp);
```

```
In [101]: surf( $\omega_x/\pi$ ,  $\omega_y/\pi$ , Hresp, cmap = "viridis");
```



## Filtro passa-altas


```
In [ ]:
```

```
In [102]: hpa = [-0.75, 2, -0.75]
          hpa = hpa / sum(hpa)
          hpaf = kernelfactors((hpa, hpa))
```

```
Out[102]: (ImageFiltering.KernelFactors.ReshapedOneD{Float64,2,0,Array{Float64,1}}([-1.5, 4.0, -1.5]), ImageFiltering.KernelFactors.ReshapedOneD{Float64,2,1,Array{Float64,1}}([-1.5, 4.0, -1.5]))
```

```
In [103]: EMBpa = imfilter(EMB170, hpaf)
```

```
Out[103]:
```



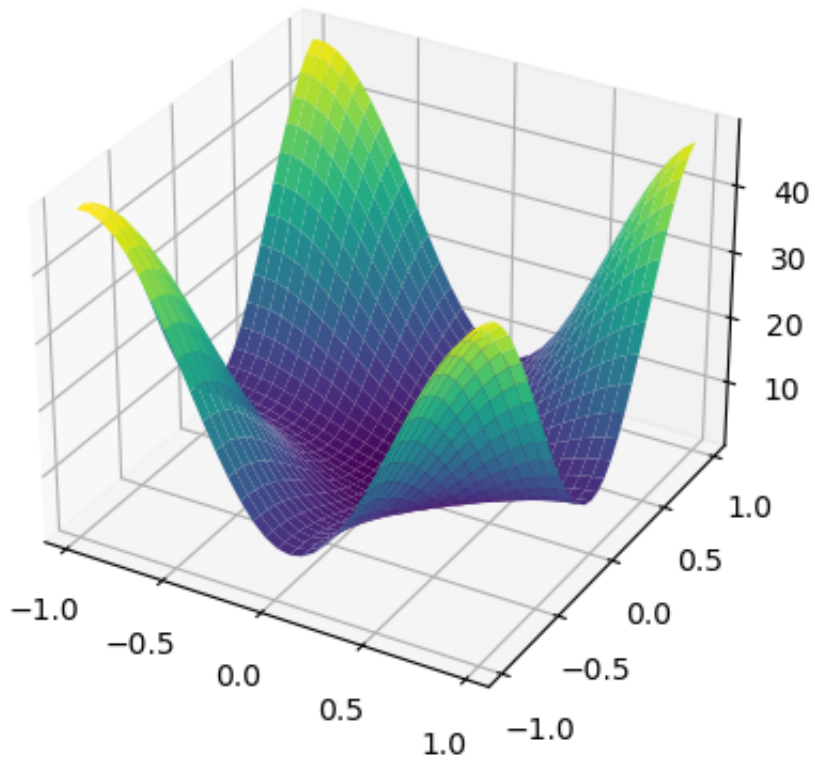
```
In [104]: Hpa,wx,wy = pfft2(hpa*hpa', 32, 32)
          maximum(abs.(imag.(Hpa)))
```

```
Out[104]: 3.195733643360402e-15
```

```
In [105]: Hpa = real.(Hpa);
```



```
In [106]: surf( $\omega_x/\pi$ ,  $\omega_y/\pi$ , Hpa, cmap = "viridis");
```



```
In [ ]:
```