



*EP-USP*

*PEF2603*  
*Estruturas na Arquitetura I I I*  
*- Sistemas Reticulados e Laminares*



*FAU-USP*

# *Tensoestruturas* *(Redes de Cabos e Membranas)*

*Professores*

*Ruy Marcelo O. Pauletti , Leila Meneghetti Valverde, Luís Bitencourt*

*1º Semestre 2023*



## ***Estrutura Retesadas ('Tensoestruturas'):***

“aquelas que requerem que seus elementos estejam rete **retesados**,  
Ao invés de **frouxos** ou **enrugados**, para funcionarem a contento”

## ***Estados de uma Tensoestruturas:***



***frouxo***

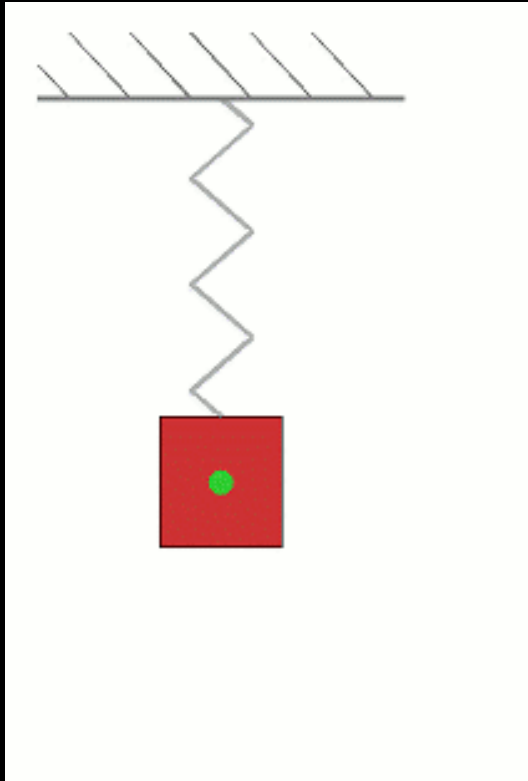


***enrugado***



***retesado***

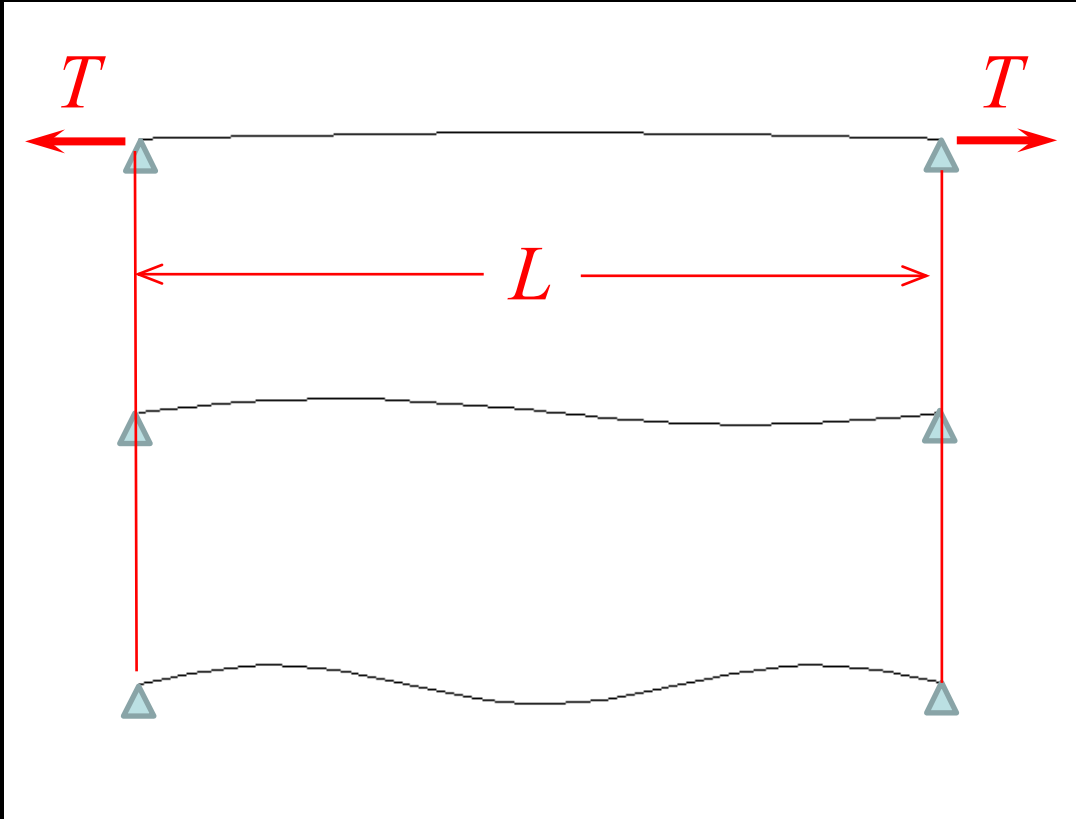
Um sistema massa-mola:



$$f = \frac{1}{2\pi} \sqrt{\frac{k}{m}}$$



Uma corda vibrando:





$$f = n\pi \sqrt{\frac{T}{Lm}}$$

'rigidez geométrica'

$$k_g \sim \frac{T}{L}$$

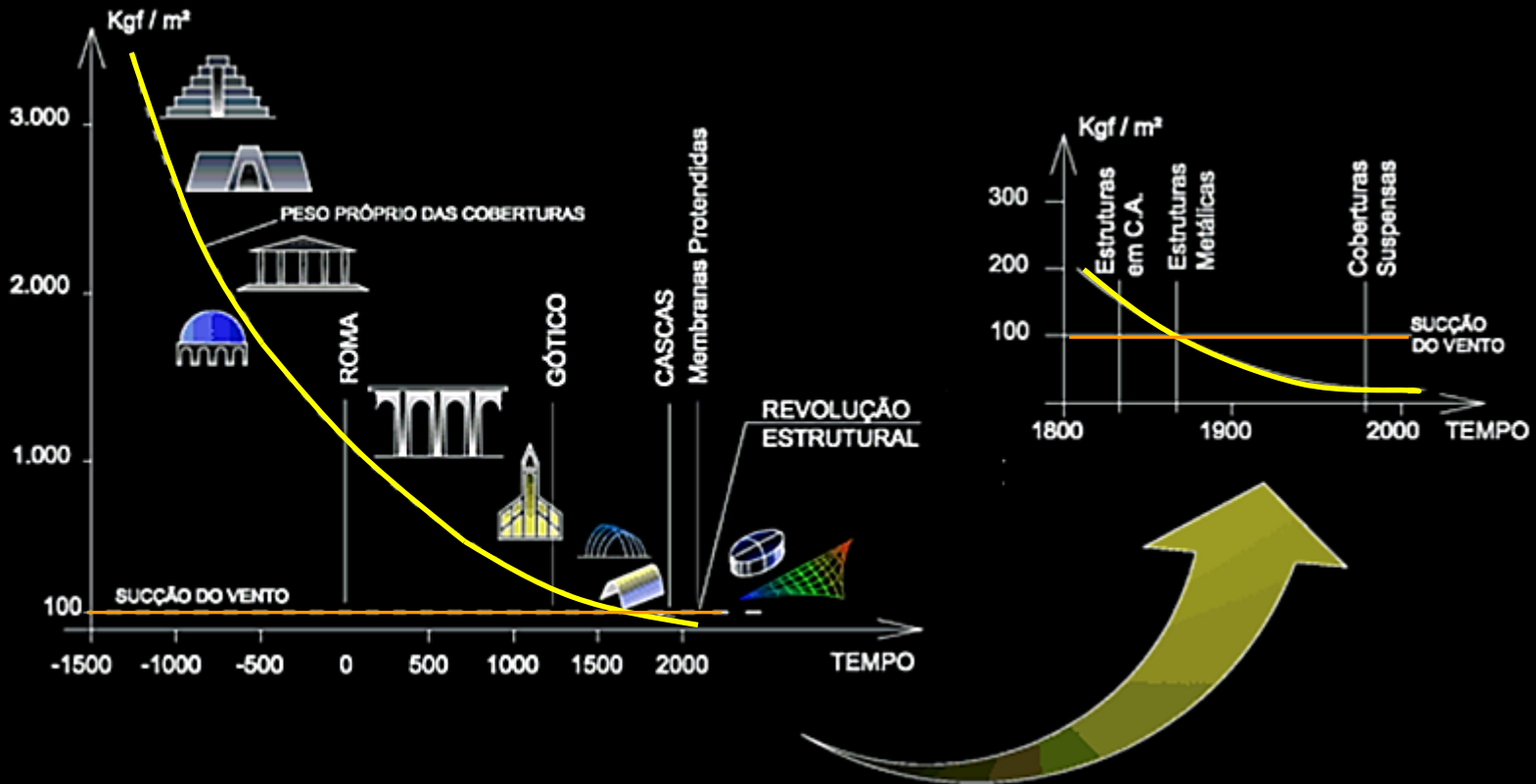
## *Estruturas Leves:*



'peso portante' << 'peso portado'

Desenho de Enzo Pinto, Nápoles, 1985.

# Estruturas Leves:



Adapted from R. Serger, "Structures nouvelles in architecture", in Cahiers du centre d'études architecturales, n. 1, 1967, p. 42.

***“Light structures, structures of light”***

***Horst Berger***



*“Light structures, structures of light”*

*Horst Berger*















Suvarnabhumi Airport,  
Bangkok, Thailand





Select Your Ultimate  
from  
CIP



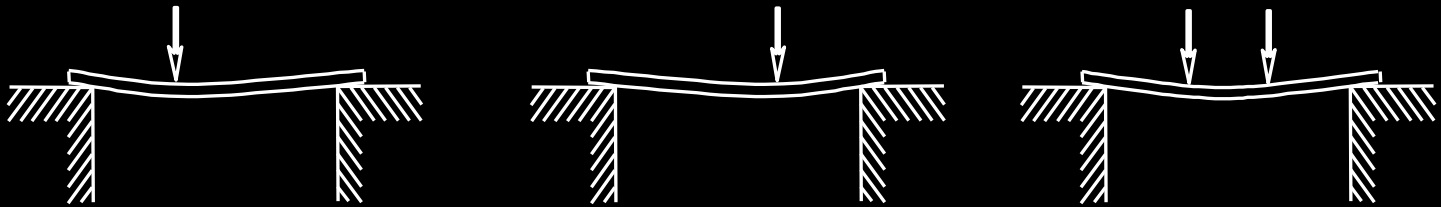




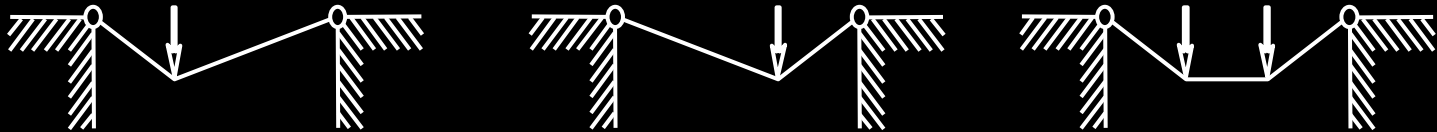
Photo by  
Tim Nugent, 2009



## ***Estruturas Flexíveis:***



*(a) Uma estrutura 'rígida', como uma viga, não muda drasticamente de forma, quando o carregamento varia*



*(b) Uma estrutura 'flexível', como um cabo, pode alterar drasticamente sua forma, quando o carregamento varia*

*Estruturas flexíveis deve se conformar às formas funiculares:*

*'aquelas que equilibram um conjunto de carregamentos, sem desenvolver esforços de flexão'*

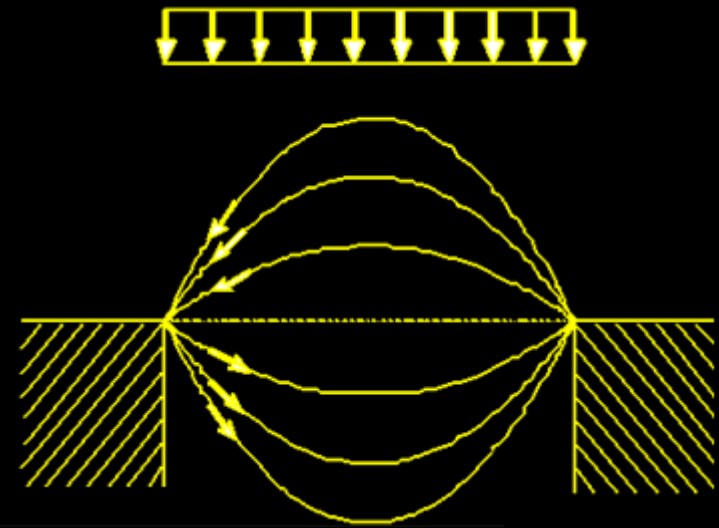
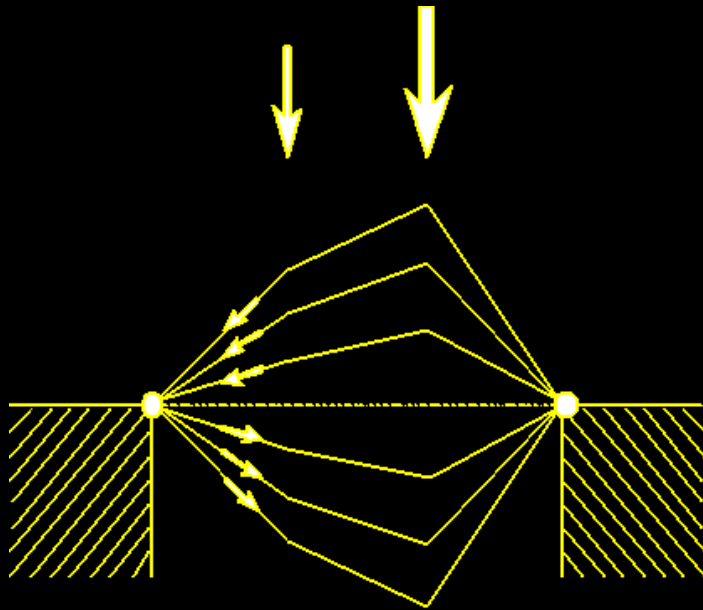






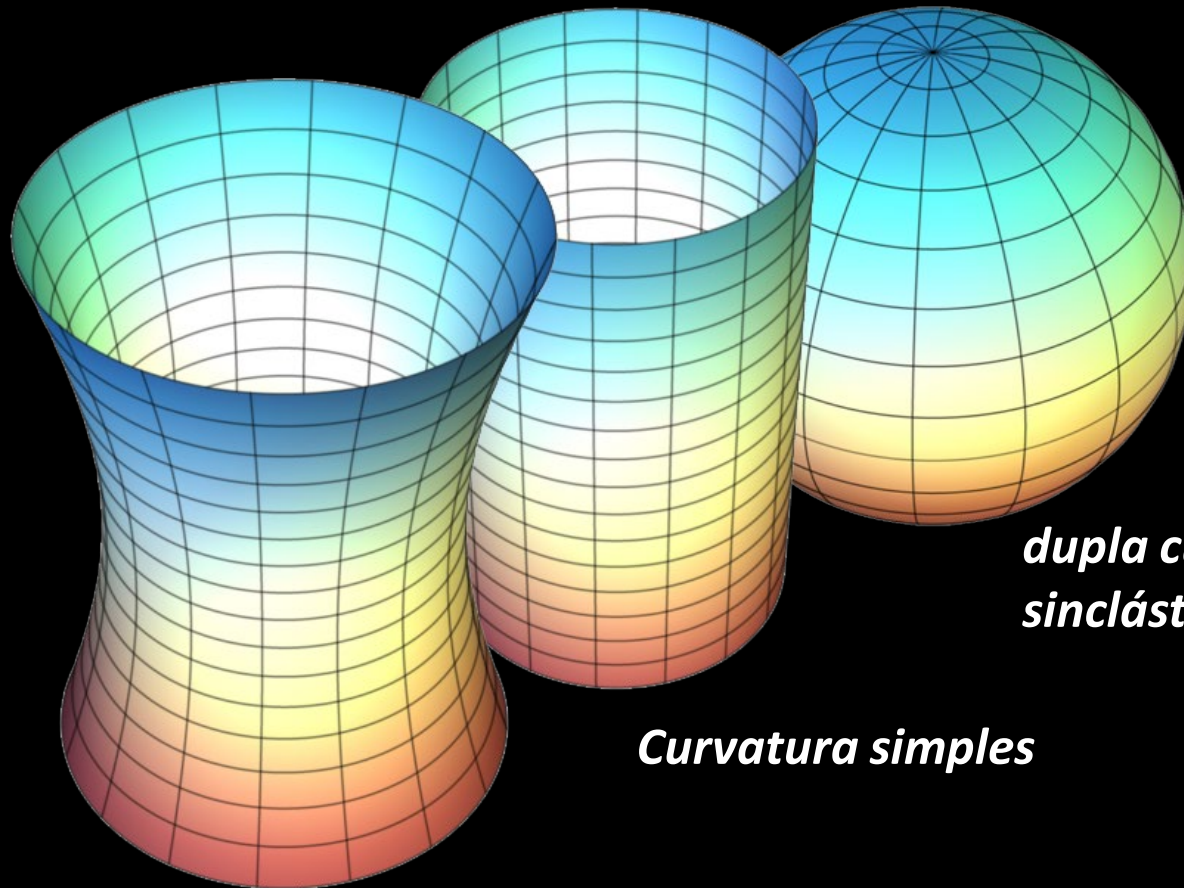


*Cada 'padrão de carregamento' tem associada a si uma 'família de formas funiculares':*





***Membranas e redes de cabos usualmente constituem superfícies de curvatura simples ou dupla:***

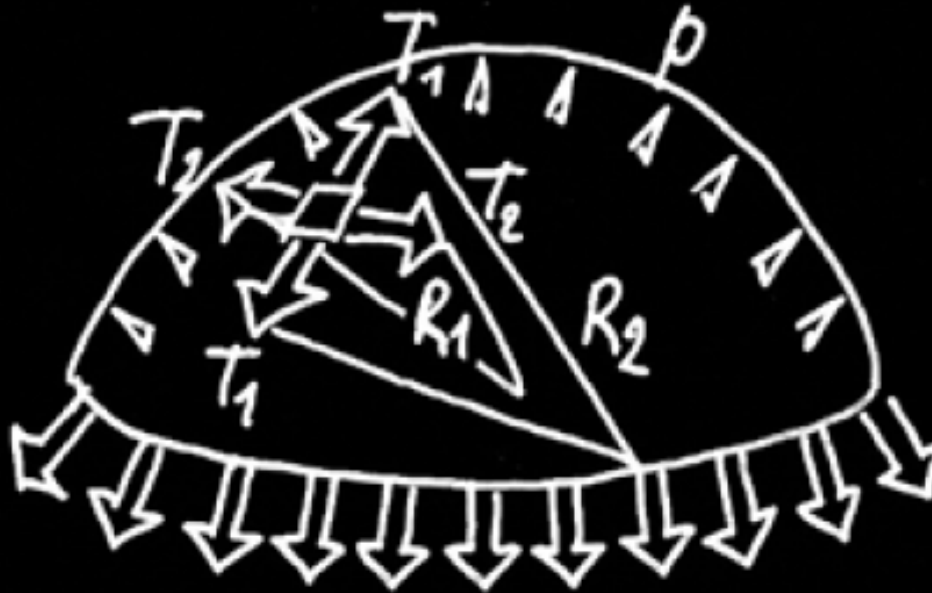


***dupla curvatura,  
anticlastica***

***Curvatura simples***

***dupla curvatura,  
sinclástica***

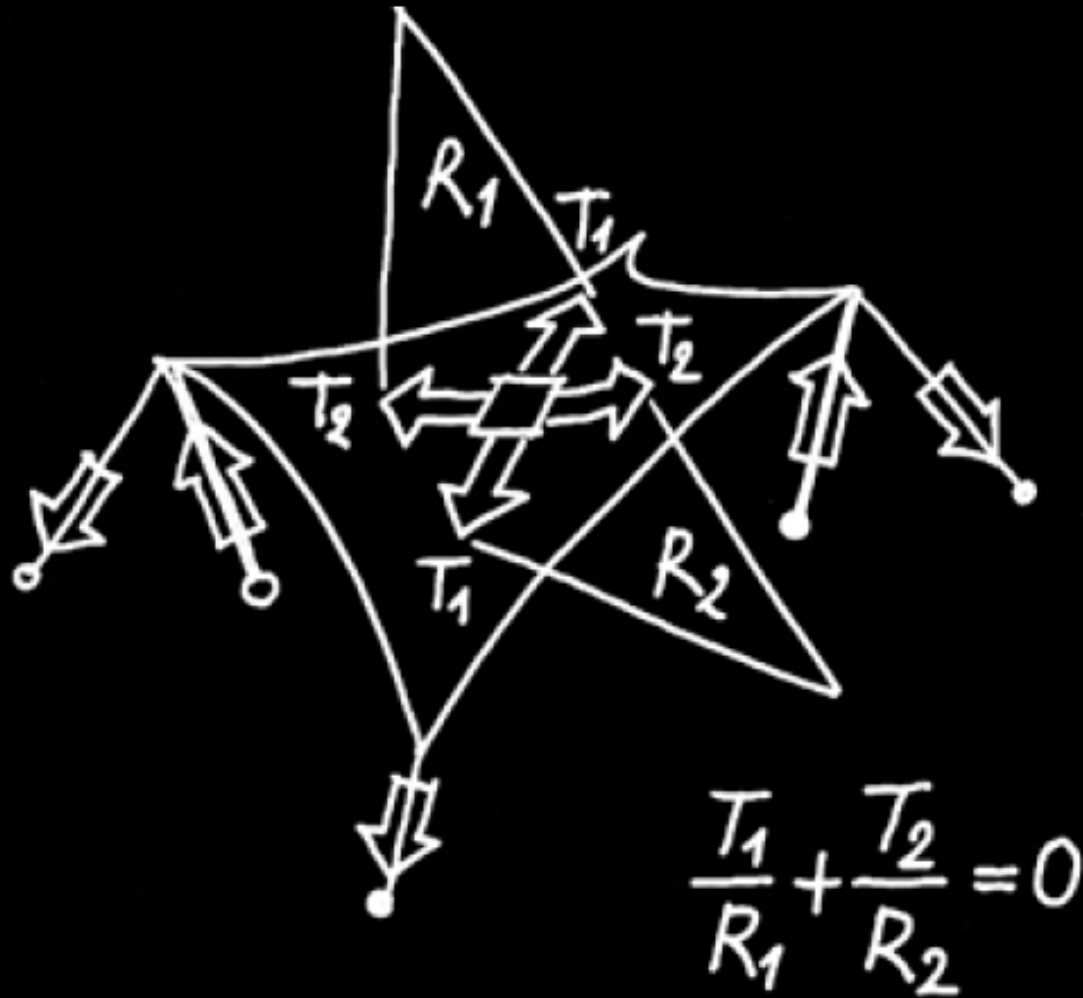
*Membranas pneumáticas em geral são sinclásticas:*



*Equação de Laplace-Young:*

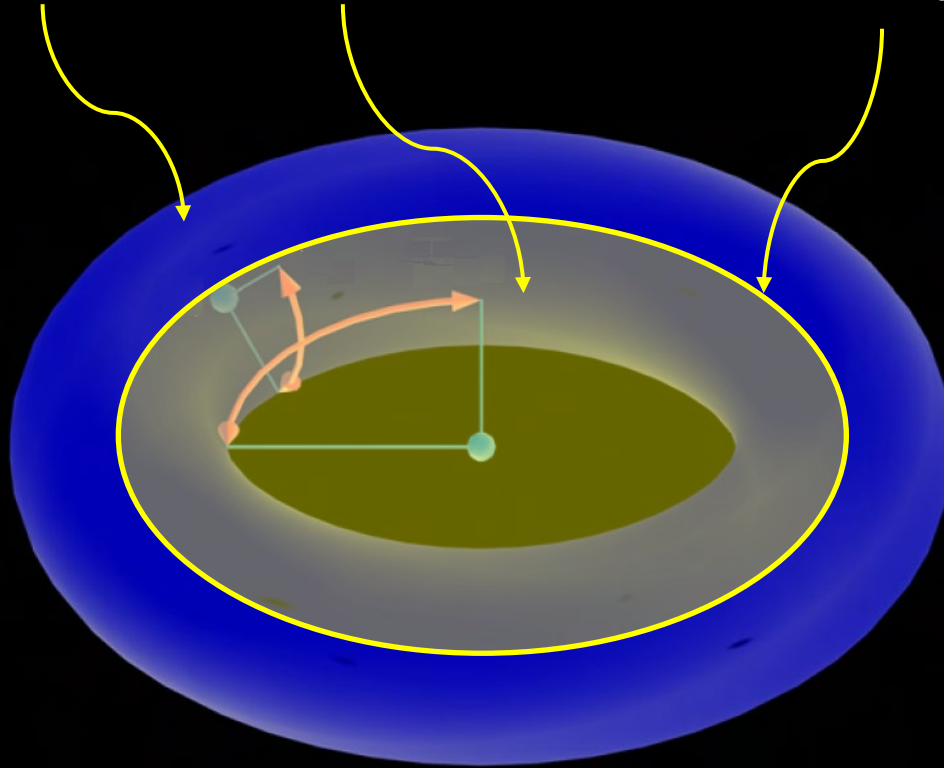
$$\frac{T_1}{R_1} + \frac{T_2}{R_2} = p$$

***Porém tendas são sempre anticlásticas or planas!***



***Equação de Laplace-Young:***

***Estruturas pneumáticas podem apresentar zonas  
sinclásticas, anticlásticas e de curvature simples:***





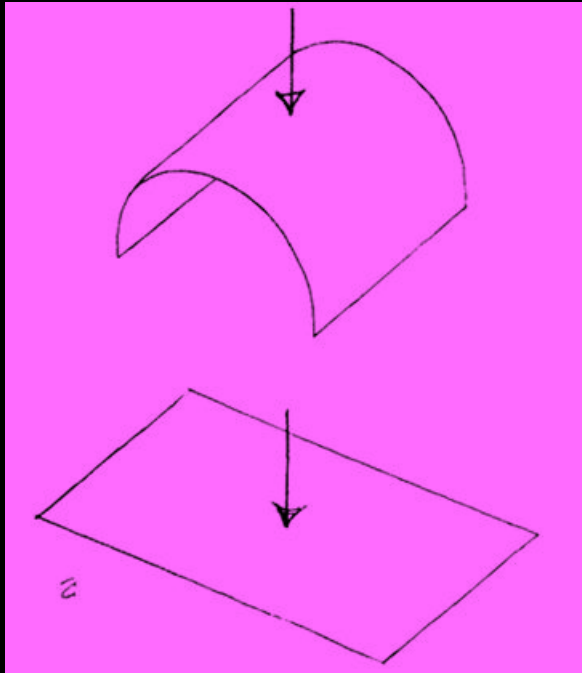
**SAVE  
THE  
CLIMATE**

GREENSPACE

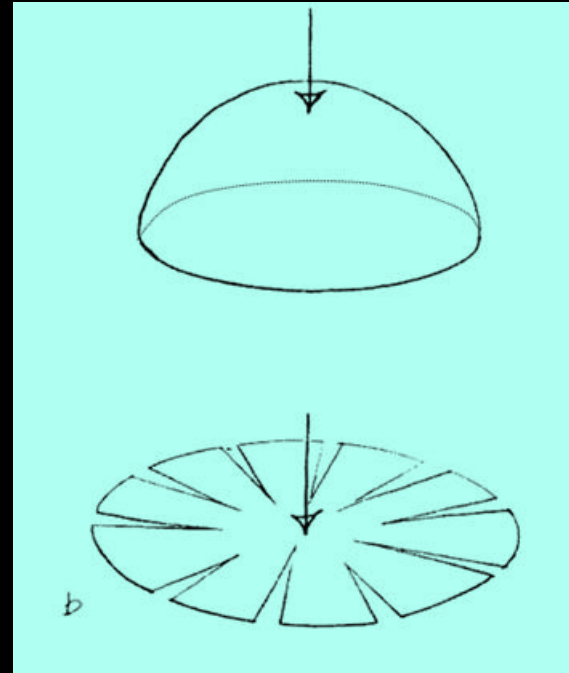




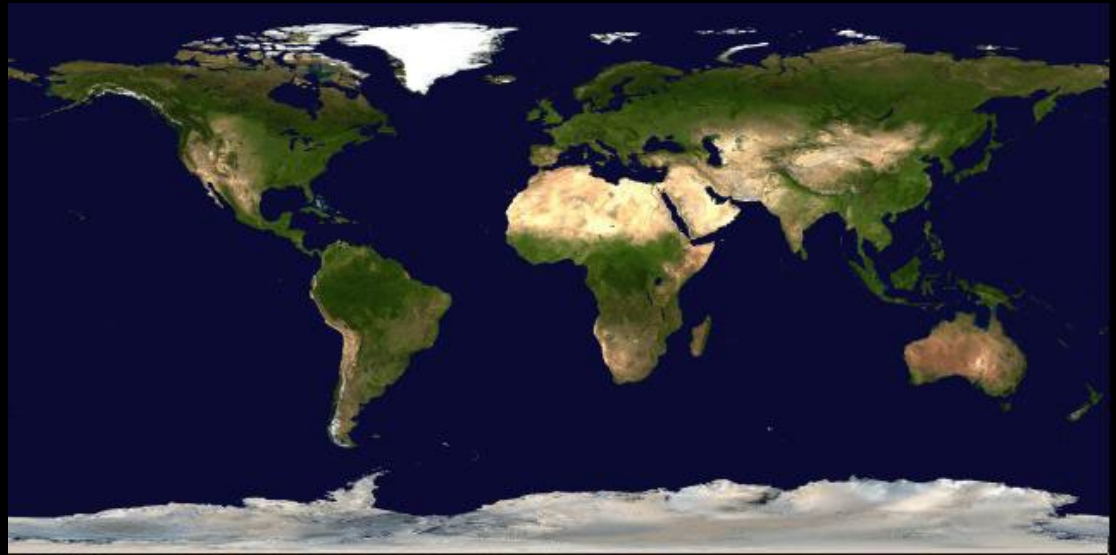
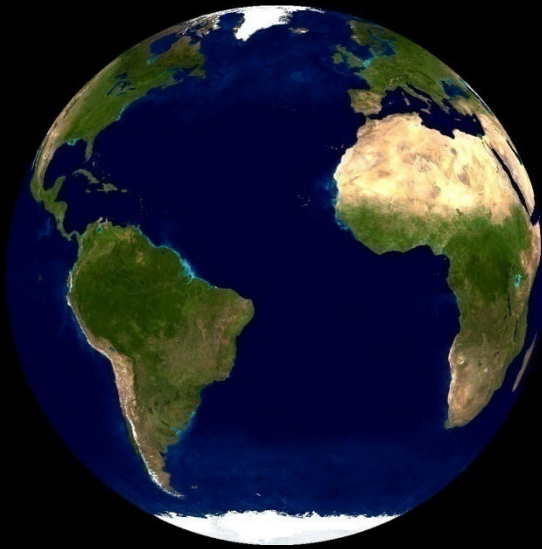
# Planificação



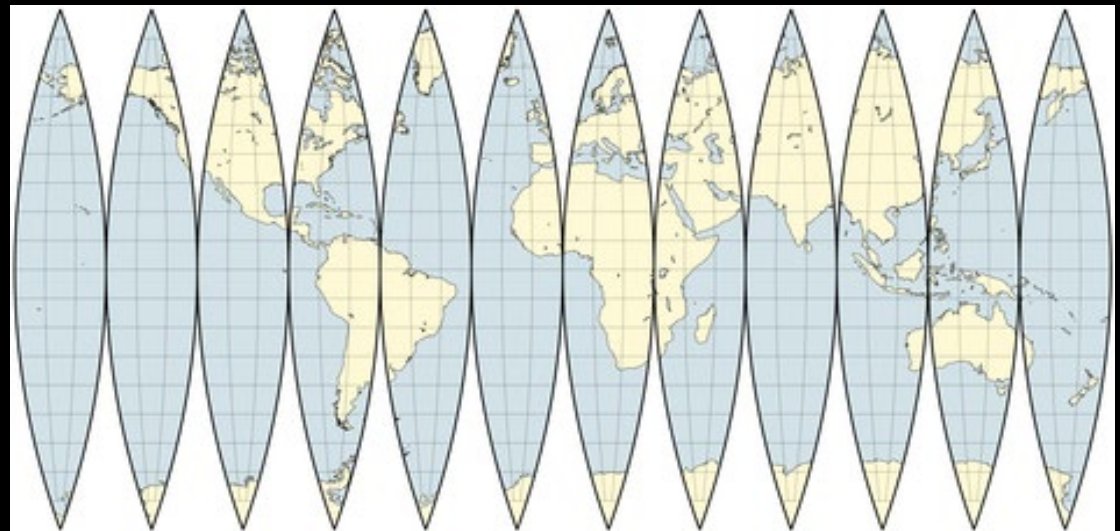
**Superfícies de curvatura simples  
podem ser planificadas sem distorção**



**Superfícies de dupla curvatura  
sofrem distorção quando planificadas**




Mercator projection



A gore map using Apian's first projection.

# O Processo de Projeto das Estruturas Retesadas

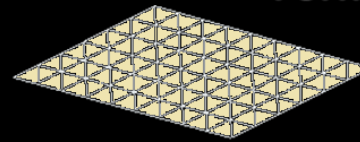
**INTENÇÃO ARQUITETÔNICA:**



**PROJETO / ANÁLISE:**

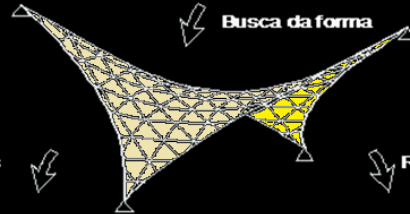
**Forma inicial, não-viável**

**Busca de Forma**



Busca da forma

**Forma final, viável**



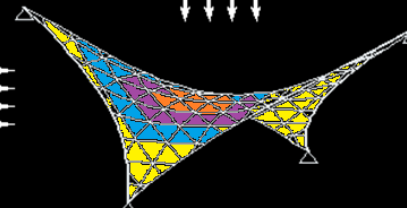
Determinação dos padrões de corte

Resposta aos carregamentos


**Padronagem:**



**Análise de Carregamentos**




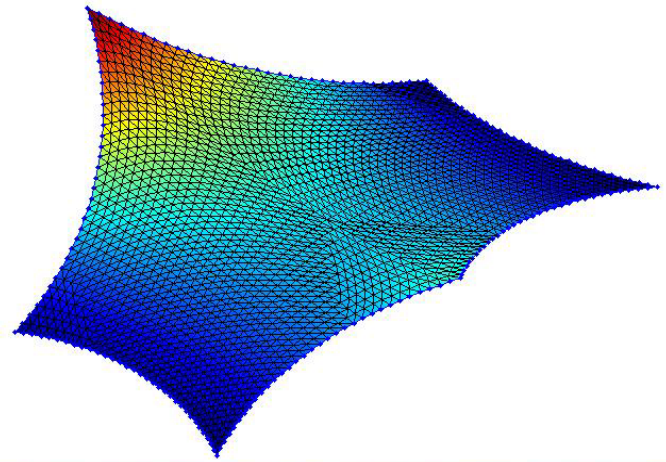
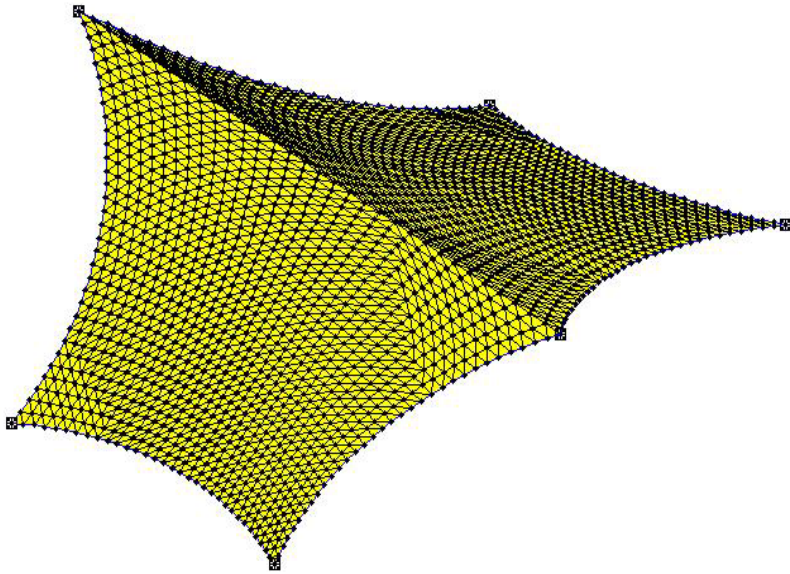
**SOLUÇÃO DE PROJETO:**



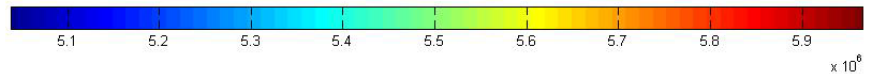
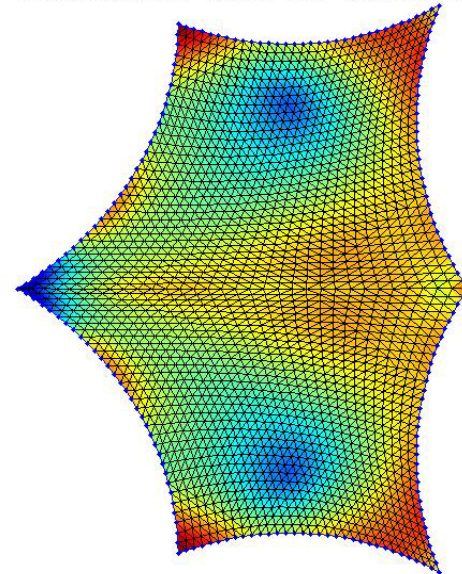
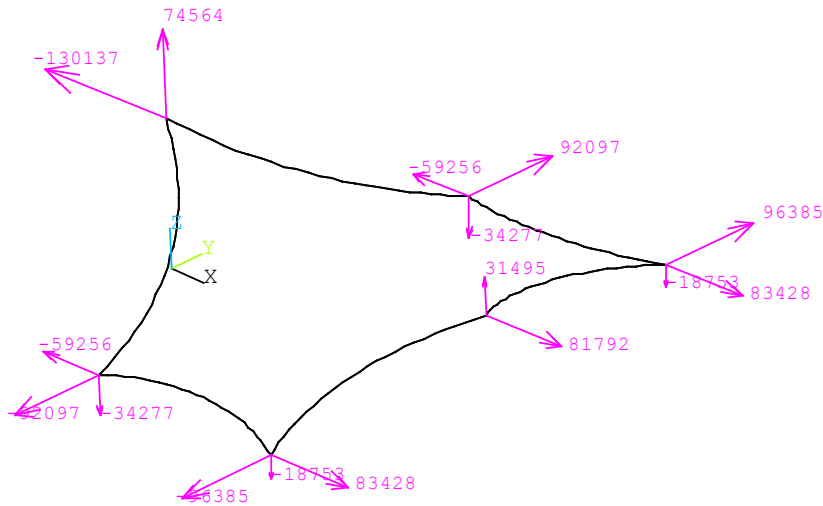


## Membrana de cobertura do Memorial dos Povos de Belém do Pará (2006)



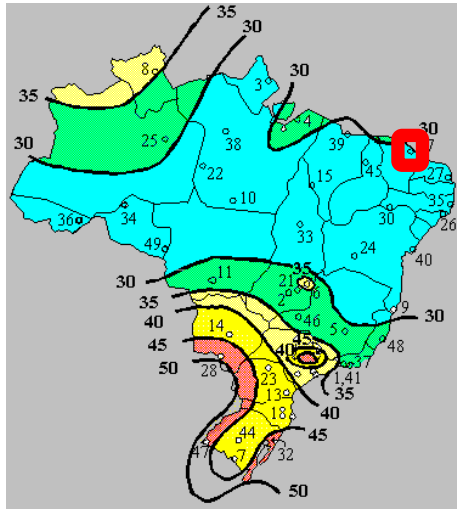


Primeira Tensão Principal : min 5030574.8403 max 5972740.9101

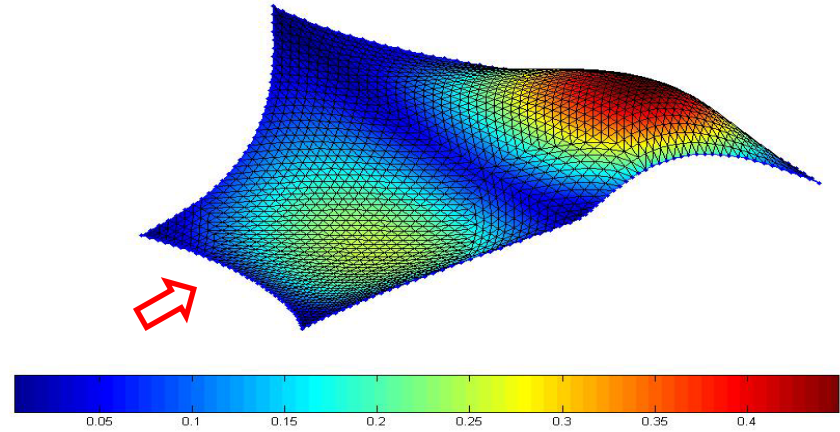




# Resposta às cargas de ventos

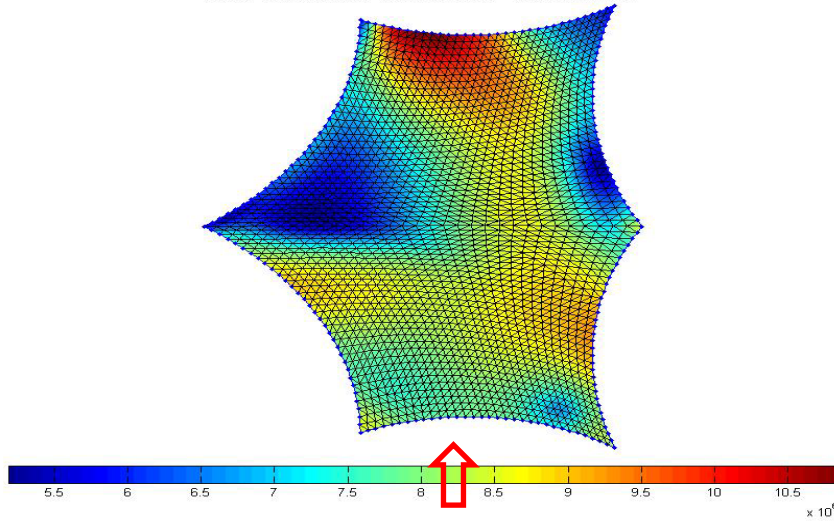


Deslocamentos USUM : min 0 max 0.45286

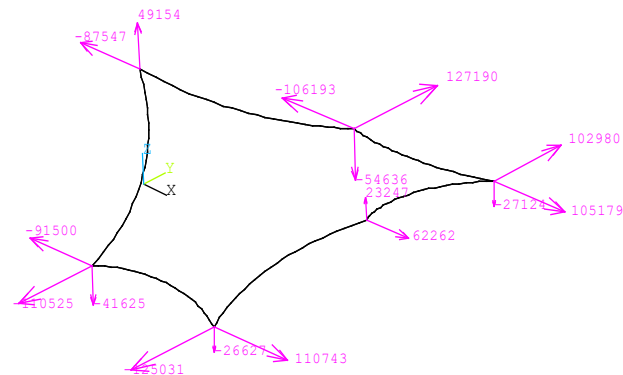


*displacement norms,  
for the Y-wind load case*

Primeira Tensão Principal : min 5141503.2016 max 10879346.2836

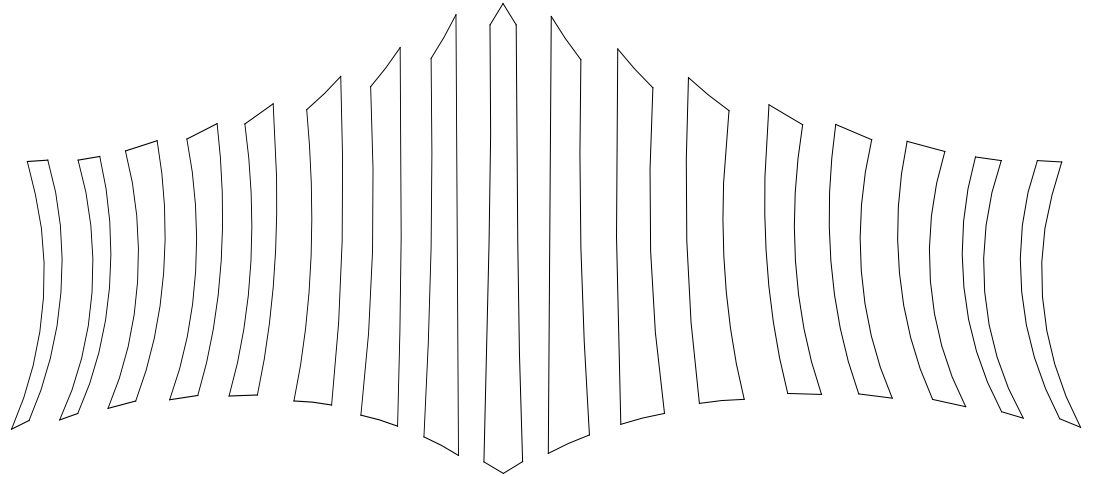



*Maximum 1<sup>st</sup> principal stresses  
(S1) for the Y-wind load case*






# Padrões de corte



# Maquete em tecido escala 1:50




# Modelo em tecido escala 1:10








# Tecidos técnicos



Produção de um tecido de fibra de vidro (Pudenz, 2004)



Recobrimento com PTFE (Pudenz, 2004)

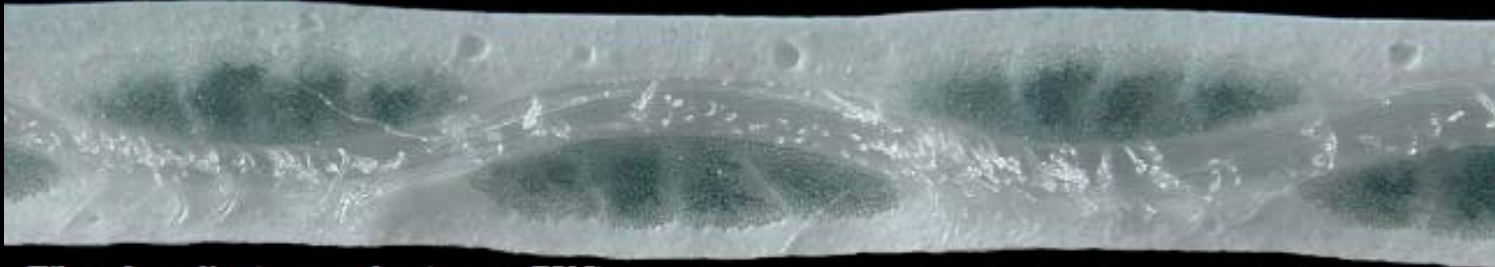


Diferentes camadas de um tecido técnico Blum *et al* (2004)





**Fibra de vidro recoberta com PTFE**



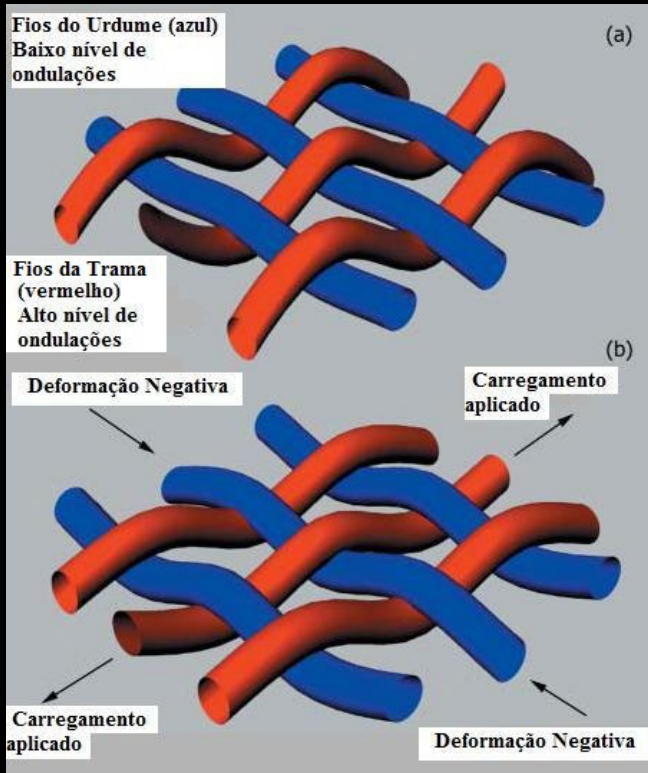
**Fibra de poliéster recoberta com PVC**

Seções transversais de tecidos de fibra de vidro e poliéster (BRIDGENS et al, 2004).


**PTFE-covered fiberglass fabric (1969)**  
DuPont, Birdair, Chemfab & Owens-Corning



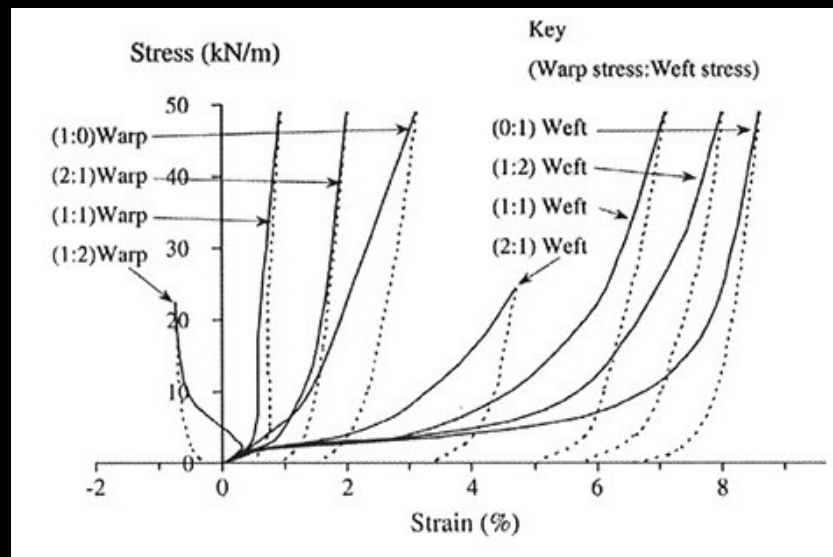
**Neil Armstrong's Suit**  
**Apollo 11 Project (1969)**



*Crimp Interchange*,  
Bridgens et al. (2004).



**Biaxial test (Chivante, 2009)**



$\sigma$ - $\epsilon$  curves for a PTFE-fiberglass fabric  
(warp = urdume; weft = trama), Kato et al (1999)



## Comparison between different types of structural fabrics

	PVC coated polyester fabrics	PTFE coated glass fabrics	Silicone coated glass fabrics	PTFE coated PTFE fabrics
Tensile strength warp/weft (kN/m)	115/102	124/100	107/105	84/80
Fabric weight (g/m <sup>2</sup> )	1200 (type 3)	1200 (type G5)	1100	830
Trapezoidal tear warp/weft (N)	800/950	400/400	960/700	925/925
Visible light transmission (%)	10-15	10-20	< 80	19-38
Flexibility/crease recovery	high	low	high	high
Fire reaction	M2 (NFP 92 503) B1 (DIN 4102)	M1 (NFP 92 503) B1/A2 (DIN 4102)	A (ASTM E-108) no toxicity of smokes	
Cleaning	easier with top coats	self cleaning	self cleaning	self cleaning
How to make the seams	by high frequency	thermally	vulcanisation	stitching
Life span (years)	> 15-20	> 25	> 25	
Cost	low	high	high	

## Comparação de usos e custos de diferentes tipos de tecido (incluindo elementos complementares)

Fabric type	Typical use	Cost comparison*
PTFE-coated fiberglass	Large scale permanent structures Class A ASTM E-108	\$75 – 100 per ft. <sup>2</sup>
Silicone-coated fiberglass	Large scale permanent structures Class A ASTM E-108	\$75 – 100 per ft. <sup>2</sup>
Vinyl-coated polyester	Temporary and permanent structures	\$50 – 75 per ft. <sup>2</sup>
Woven PTFE	(More pliable than standard PTFE) Retractable roofs, structures	\$85 – 125 per ft. <sup>2</sup>
ETFE	High transparency (97%) Atria, indoor parks, biospheres, skylight applications	\$100 – 125 per ft. <sup>2</sup>
HDPE (High Density Polyethylene)	Shade structures/systems	\$25 – 50 per ft. <sup>2</sup>
Laminates	Tents, awnings & canopies	\$35 – 50 per ft. <sup>2</sup>
*2008 dollars. Surface area X cost per ft <sup>2</sup> = Budget Plan area (length X width) X Shape factor (H) = Surface area		





## Tecidos de poliéster recobertos com PVC

Type	1	2	3	4	5
<b>Surface weight (g/m<sup>2</sup>)</b>					
French design guide	720	1 000	1 200	1 400	2 000
WG Messe Frankfurt	800	900	1 050	1 300	1 450
<b>Yarn linear density (dtex)</b>					
French design guide					
WG Messe Frankfurt	1 100	1 100	1 670	1 670	2 200
<b>Tensile strength warp/weft (kN/m)</b>					
French design guide	60/60	84/80	110/104	120/130	160/170
WG Messe Frankfurt	60/60	88/79	115/102	149/128	196/166
<b>Trapezoidal test warp/weft (N)</b>					
French design guide					
WG Messe Frankfurt	310/350	520/580	800/950	1 100/1 400	1 600/1 800
<b>Yarn number per cm warp/weft</b>					
French design guide					
WG Messe Frankfurt	9/9	12/12	10.5/10.5	14/14	14/14



**Tecidos Poliéster / PVC Resistência ao fogo – Incêndio Shopping Nova América, RJ - 2015**





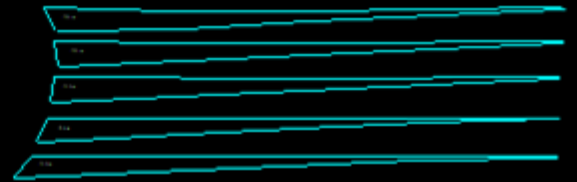





*Igreja Batista de Fortaleza  
durante a inauguração, 27 de Novembro, 2003*







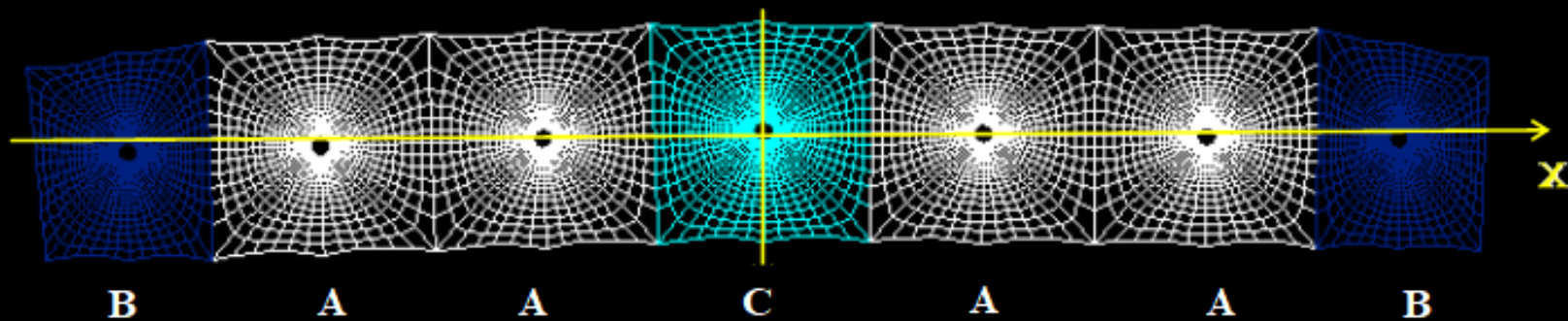
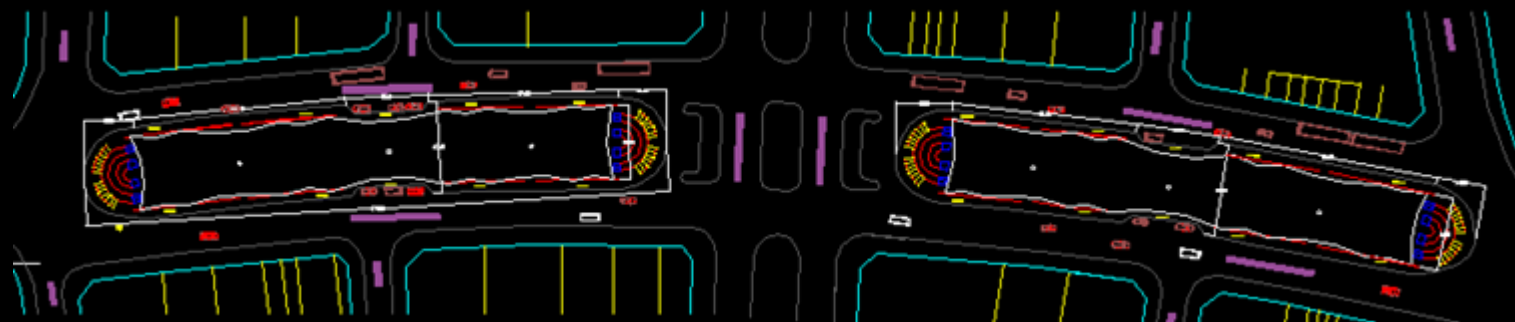


Goiania's Open Market (2006)

















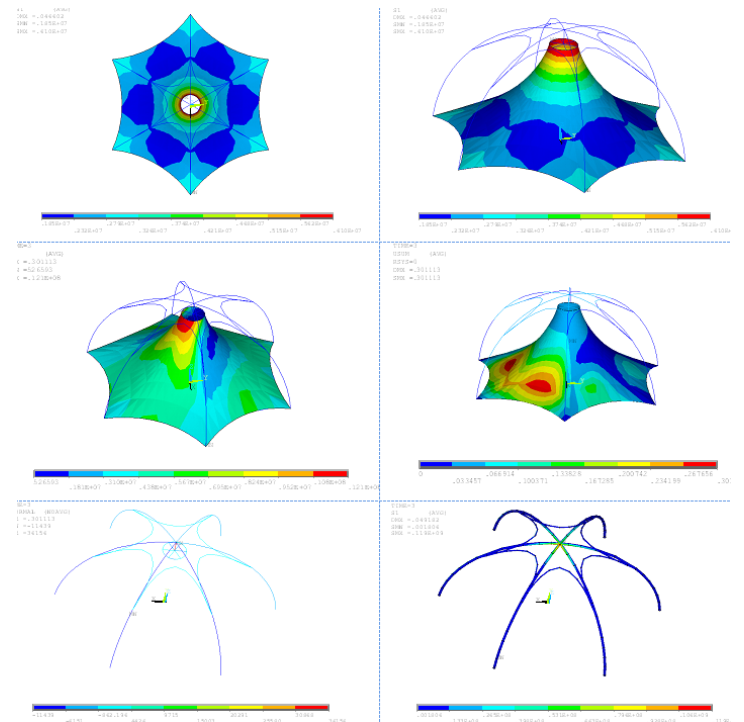









"Feira da Cidade de Ananindeua, PA (2006)  
Arch. José Maria Coelho Bassalo and Flávio Campos do Nascimento



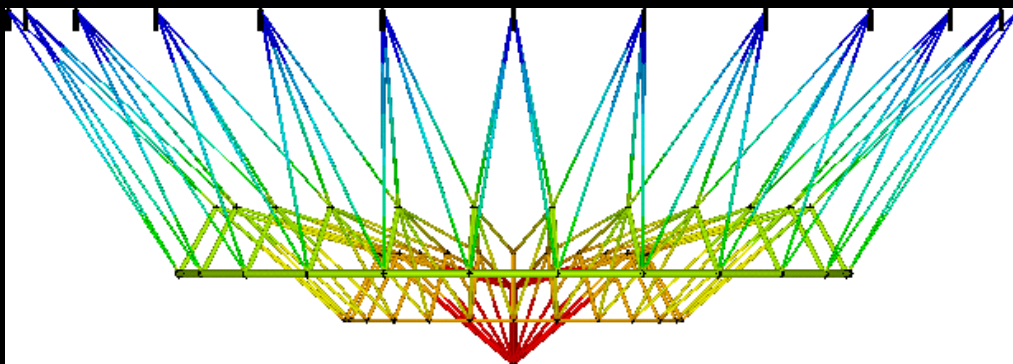
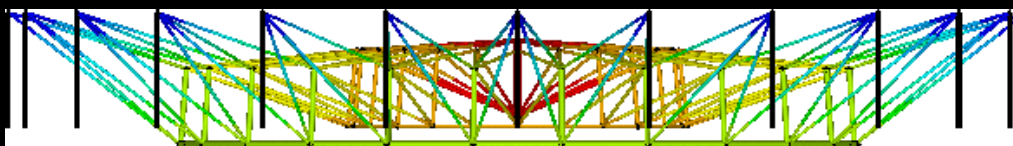
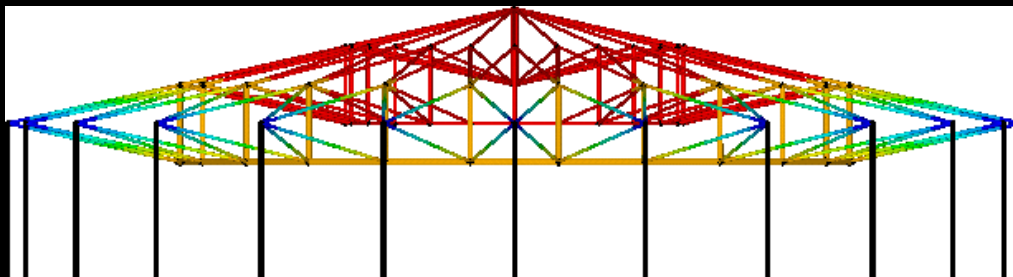
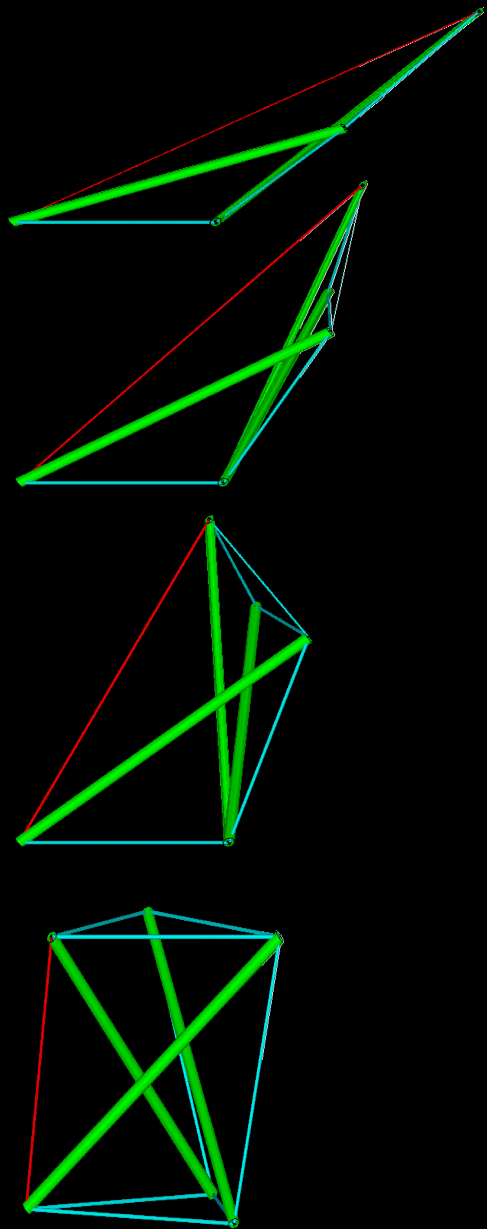
"Feira da Cidade de Ananindeua, PA (2006)  
Arch. José Maria Coelho Bassalo and Flávio Campos do Nascimento



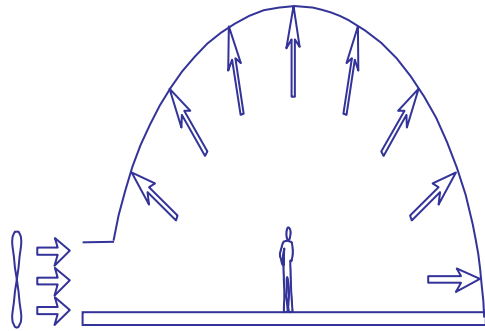
## Monument to the Futile Form II (2003)



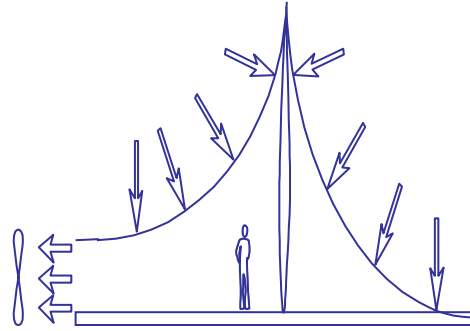




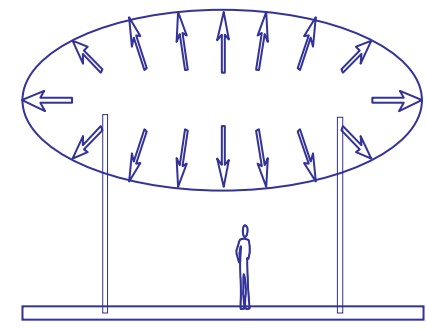
# Pneumatic Structures



(a) Insufflated;



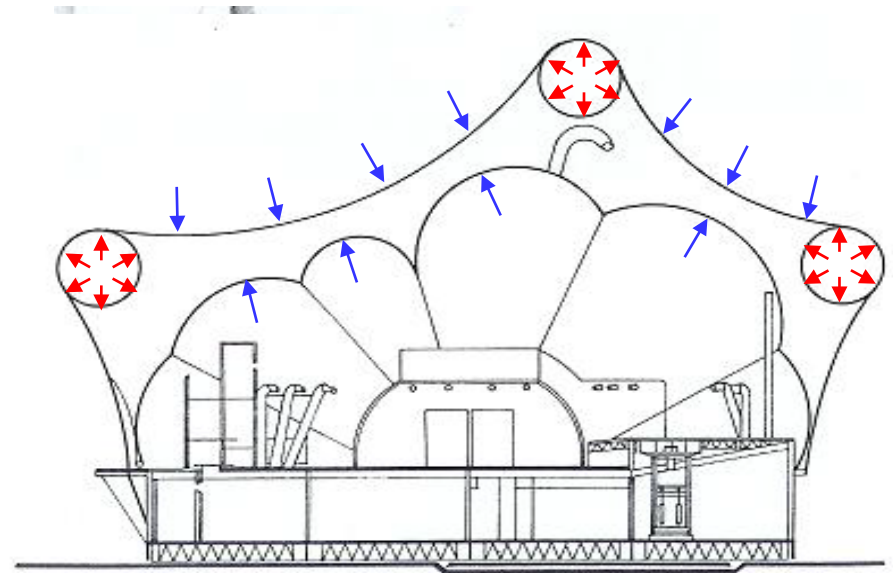
(b) Aspirated;



(c) Inflated



*Tokyo "Big-Egg" Dome (1988)*



*Floating Pavilion (Osaka, 1970)*





# Sliding Cables and Wrinkling



**Pneumatic envelope for 'Angra III' ground preparation**

(September 2009)





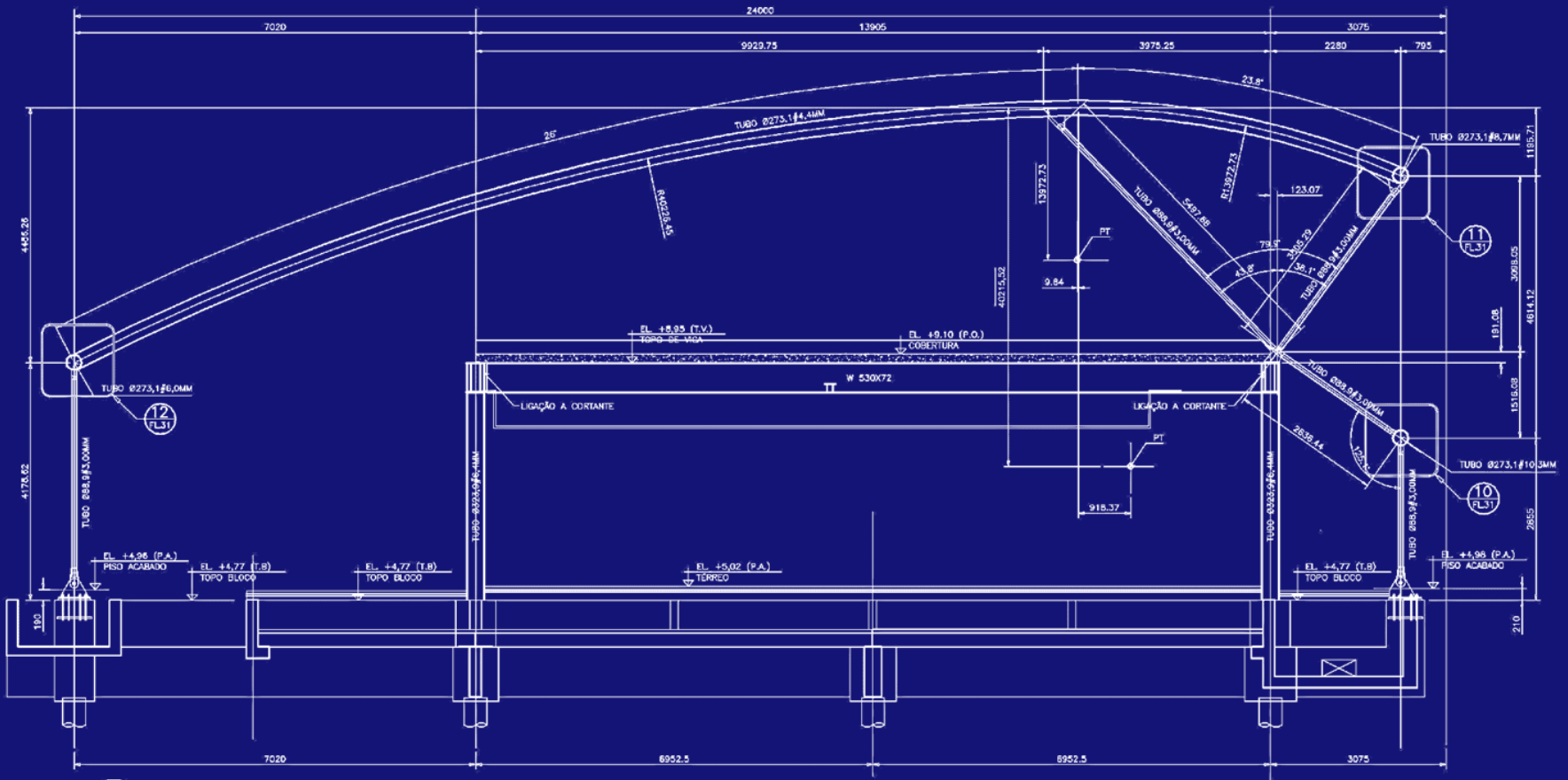
# CENPES II – Rio de Janeiro, 2010

Archs. Ziegbert Zenettini, Wagner Garcia









**CC** CENTRO DE CONVENÇÕES  
 CORTE LONGITUDINAL H-H  
 ESC. 1:50







# Membranes on top of 'Morro da Urca', Rio de Janeiro, 2014

Designers:

(1) Nelson Fielder

(2) Pedro Marcelo Pain de Santana











**Olympic Golf Field, Rio de Janeiro, 2016**





**Olympic Golf Field, Rio de Janeiro, 2016**