

© Copyright by John Burton Brandt, 2005

SMALL-SCALE PROPELLER PERFORMANCE AT LOW SPEEDS

BY

JOHN BURTON BRANDT

B.S.E., Arizona State University, 2003

THESIS

Submitted in partial fulfillment of the requirements
for the degree of Master of Science in Aerospace Engineering
in the Graduate College of the
University of Illinois at Urbana-Champaign, 2005

Urbana, Illinois

Abstract

Very little research has been performed that investigates the performance characteristics of small-scale propellers. As a result, design and prediction capabilities for such propellers are currently incomplete. In order to address this, an experiment was developed to acquire performance data for small-scale propellers in the UIUC low speed wind tunnel. This thesis documents the design and implementation of these tests, presents the performance data for 79 different propellers, and offers some preliminary analysis of the data. It is shown that the tests produce high-fidelity data. The preliminary analysis shows that there are a myriad of interesting trends that warrant further study.

This work is dedicated to my family and friends.

Acknowledgments

I would like to take this opportunity to thank the people who have helped at the various stages of my thesis research. The time, effort, and skill of the people who helped out in a multitude of ways is much appreciated, and was integral to the success of the project. First and foremost, the guidance and advice provided by my advisor, Dr. Michael Selig, was invaluable. The time that Keerti Bhamidipati, Rob Deters, Paul Gush, Keven Joye, Chris Needham, Digesh Patel, Kian Tehrani, and Sean Warrenburg volunteered was immensely helpful in performing the experiments. The advice and guidance offered by other members of the Aerodynamics Research Lab also helped on many levels. Many thanks are owed to Andy Broeren, Leia Blumenthal, Jason Jacobs, Jason Merret, and Ed Whalen. Finally, the quality work that was performed by Mark Allen in constructing the fairing for the test rig is greatly appreciated.

Table of Contents

List of Tables	viii
List of Figures	ix
Nomenclature	xxi
Chapter 1 Introduction	1
Chapter 2 Experimental Techniques	4
2.1 Wind Tunnel Facility	4
2.2 Experimental Setup	6
2.2.1 Thrust Measurement	7
2.2.2 Torque Measurement	8
2.2.3 Propeller Speed Measurement	9
2.2.4 Freestream Flow Measurements	11
2.2.5 Additional Experimental Equipment	11
2.3 Data Acquisition System	12
2.4 Experimental Procedure	13
2.4.1 Experimental Setup	13
2.4.2 Calibration	15
2.4.3 Testing Procedure	16
2.5 Data Reduction	17
2.5.1 Propeller Speed Determination	18
2.5.2 Velocity Corrections	18
Chapter 3 Data Validation	22
3.1 Uncertainty Analysis	22
3.2 Repeatability of Measurements	24
3.3 Comparisons with Predictions	25
Chapter 4 Summary of Propeller Data	30
4.1 APC Propellers	31
4.2 Graupner Propellers	31
4.3 GWS Propellers	32
4.4 Kyosho Propellers	33

4.5	Master Airscrew Propellers	34
Chapter 5	Propeller Geometry and Performance Data	35
Chapter 6	Conclusions	360
6.1	Applying the Data	360
6.2	Aerodynamic Analysis	361
6.3	Future Testing	361
Appendix A	Tabulated Geometry	363
Appendix B	Tabulated Static Performance Data	377
Appendix C	Tabulated Performance Data	387
References	455

List of Tables

3.1	Uncertainty Estimates	23
5.1	List of Propellers Tested	36
5.1	List of Propellers Tested (<i>continued</i>).	37
5.1	List of Propellers Tested (<i>continued</i>).	38
5.1	List of Propellers Tested (<i>continued</i>).	39
5.2	Summary of Static Performance.	40
5.2	Summary of Static Performance (<i>continued</i>).	41
5.2	Summary of Static Performance (<i>continued</i>).	42
5.2	Summary of Static Performance (<i>continued</i>).	43
A.1	Summary of Propeller Geometry	364
A.1	Summary of Propellers Geometry (<i>continued</i>)	365
A.1	Summary of Propellers Geometry (<i>continued</i>)	366
A.1	Summary of Propellers Geometry (<i>continued</i>)	367

List of Figures

1.1	APC Slow-Flyer, Sport, and Thin-Electric propellers.	2
1.2	Graupner CAM, CAM Slim, and Super-Nylon propellers.	2
1.3	GWS Hyper-Drive, and Slow-Flyer propellers.	3
1.4	Kyosho propeller.	3
1.5	Master Airscrew Electric, G/F, and Scimitar propellers.	3
2.1	UIUC subsonic wind tunnel (Ref. [17]).	5
2.2	Photograph of test section with experimental rig installed.	5
2.3	Photograph of wind tunnel fan.	6
2.4	Turbulence intensity at tunnel centerline (adapted from Ref. [17]).	6
2.5	Test apparatus without fairing.	8
2.6	Torque transducer installed in the test rig.	9
2.7	Photoreflector aimed at the output shaft.	10
2.8	Representative signal from the propeller speed sensor.	10
2.9	Measured velocity vector at the pitot tube.	21
3.1	Efficiency repeatability	24
3.2	Thrust coefficient repeatability	25
3.3	Power coefficient repeatability	25
3.4	APC Slow Flyer 10×7 predicted thrust	27
3.5	APC Slow Flyer 10×7 predicted power	27
3.6	APC Slow Flyer 10×7 predicted efficiency	28
3.7	Graupner CAM 11×4 predicted thrust	28
3.8	Graupner CAM 11×4 predicted power	29
3.9	Graupner CAM 11×4 predicted efficiency	29
5.1	APC Slow Flyer 9×4.7 geometric characteristics.	44
5.2	APC Slow Flyer 9×4.7 efficiency curves.	45
5.3	APC Slow Flyer 9×4.7 thrust characteristics.	46
5.4	APC Slow Flyer 9×4.7 power characteristics.	46
5.5	APC Slow Flyer 9×4.7 static thrust.	47
5.6	APC Slow Flyer 9×4.7 static power.	47
5.7	APC Slow Flyer 9×6 geometric characteristics.	48
5.8	APC Slow Flyer 9×6 efficiency curves.	49
5.9	APC Slow Flyer 9×6 thrust characteristics.	50
5.10	APC Slow Flyer 9×6 power characteristics.	50

5.11	APC Slow Flyer 9×6 static thrust.	51
5.12	APC Slow Flyer 9×6 static power.	51
5.13	APC Slow Flyer 10×4.7 geometric characteristics.	52
5.14	APC Slow Flyer 10×4.7 efficiency curves.	53
5.15	APC Slow Flyer 10×4.7 thrust characteristics.	54
5.16	APC Slow Flyer 10×4.7 power characteristics.	54
5.17	APC Slow Flyer 10×4.7 static thrust.	55
5.18	APC Slow Flyer 10×4.7 static power.	55
5.19	APC Slow Flyer 10×7 geometric characteristics.	56
5.20	APC Slow Flyer 10×7 efficiency curves.	57
5.21	APC Slow Flyer 10×7 thrust characteristics.	58
5.22	APC Slow Flyer 10×7 power characteristics.	58
5.23	APC Slow Flyer 10×7 static thrust.	59
5.24	APC Slow Flyer 10×7 static power.	59
5.25	APC Slow Flyer 11×3.8 geometric characteristics.	60
5.26	APC Slow Flyer 11×3.8 efficiency curves.	61
5.27	APC Slow Flyer 11×3.8 thrust characteristics.	62
5.28	APC Slow Flyer 11×3.8 power characteristics.	62
5.29	APC Slow Flyer 11×3.8 static thrust.	63
5.30	APC Slow Flyer 11×3.8 static power.	63
5.31	APC Slow Flyer 11×4.7 geometric characteristics.	64
5.32	APC Slow Flyer 11×4.7 efficiency curves.	65
5.33	APC Slow Flyer 11×4.7 thrust characteristics.	66
5.34	APC Slow Flyer 11×4.7 power characteristics.	66
5.35	APC Slow Flyer 11×4.7 static thrust.	67
5.36	APC Slow Flyer 11×4.7 static power.	67
5.37	APC Slow Flyer 11×7 geometric characteristics.	68
5.38	APC Slow Flyer 11×7 efficiency curves.	69
5.39	APC Slow Flyer 11×7 thrust characteristics.	70
5.40	APC Slow Flyer 11×7 power characteristics.	70
5.41	APC Slow Flyer 11×7 static thrust.	71
5.42	APC Slow Flyer 11×7 static power.	71
5.43	APC Sport Prop 9×5 geometric characteristics.	72
5.44	APC Sport Prop 9×5 efficiency curves.	73
5.45	APC Sport Prop 9×5 thrust characteristics.	74
5.46	APC Sport Prop 9×5 power characteristics.	74
5.47	APC Sport Prop 9×5 static thrust.	75
5.48	APC Sport Prop 9×5 static power.	75
5.49	APC Sport Prop 9×7 geometric characteristics.	76
5.50	APC Sport Prop 9×7 efficiency curves.	77
5.51	APC Sport Prop 9×7 thrust characteristics.	78
5.52	APC Sport Prop 9×7 power characteristics.	78
5.53	APC Sport Prop 9×7 static thrust.	79
5.54	APC Sport Prop 9×7 static power.	79

5.55	APC Sport Prop 10×6 geometric characteristics.	80
5.56	APC Sport Prop 10×6 efficiency curves.	81
5.57	APC Sport Prop 10×6 thrust characteristics.	82
5.58	APC Sport Prop 10×6 power characteristics.	82
5.59	APC Sport Prop 10×6 static thrust.	83
5.60	APC Sport Prop 10×6 static power.	83
5.61	APC Sport Prop 10×8 geometric characteristics.	84
5.62	APC Sport Prop 10×8 efficiency curves.	85
5.63	APC Sport Prop 10×8 thrust characteristics.	86
5.64	APC Sport Prop 10×8 power characteristics.	86
5.65	APC Sport Prop 10×8 static thrust.	87
5.66	APC Sport Prop 10×8 static power.	87
5.67	APC Sport Prop 11×4 geometric characteristics.	88
5.68	APC Sport Prop 11×4 efficiency curves.	89
5.69	APC Sport Prop 11×4 thrust characteristics.	90
5.70	APC Sport Prop 11×4 power characteristics.	90
5.71	APC Sport Prop 11×4 static thrust.	91
5.72	APC Sport Prop 11×4 static power.	91
5.73	APC Sport Prop 11×5 geometric characteristics.	92
5.74	APC Sport Prop 11×5 efficiency curves.	93
5.75	APC Sport Prop 11×5 thrust characteristics.	94
5.76	APC Sport Prop 11×5 power characteristics.	94
5.77	APC Sport Prop 11×5 static thrust.	95
5.78	APC Sport Prop 11×5 static power.	95
5.79	APC Sport Prop 11×6 geometric characteristics.	96
5.80	APC Sport Prop 11×6 efficiency curves.	97
5.81	APC Sport Prop 11×6 thrust characteristics.	98
5.82	APC Sport Prop 11×6 power characteristics.	98
5.83	APC Sport Prop 11×6 static thrust.	99
5.84	APC Sport Prop 11×6 static power.	99
5.85	APC Sport Prop 11×7 geometric characteristics.	100
5.86	APC Sport Prop 11×7 efficiency curves.	101
5.87	APC Sport Prop 11×7 thrust characteristics.	102
5.88	APC Sport Prop 11×7 power characteristics.	102
5.89	APC Sport Prop 11×7 static thrust.	103
5.90	APC Sport Prop 11×7 static power.	103
5.91	APC Sport Prop 11×8 geometric characteristics.	104
5.92	APC Sport Prop 11×8 efficiency curves.	105
5.93	APC Sport Prop 11×8 thrust characteristics.	106
5.94	APC Sport Prop 11×8 power characteristics.	106
5.95	APC Sport Prop 11×8 static thrust.	107
5.96	APC Sport Prop 11×8 static power.	107
5.97	APC Sport Prop 11×9 geometric characteristics.	108
5.98	APC Sport Prop 11×9 efficiency curves.	109

5.99	APC Sport Prop 11×9 thrust characteristics.	110
5.100	APC Sport Prop 11×9 power characteristics.	110
5.101	APC Sport Prop 11×9 static thrust.	111
5.102	APC Sport Prop 11×9 static power.	111
5.103	APC Sport Prop 14×13 geometric characteristics.	112
5.104	APC Sport Prop 14×13 efficiency curves.	113
5.105	APC Sport Prop 14×13 thrust characteristics.	114
5.106	APC Sport Prop 14×13 power characteristics.	114
5.107	APC Sport Prop 14×13 static thrust.	115
5.108	APC Sport Prop 14×13 static power.	115
5.109	APC Thin Electric 9×4.5 geometric characteristics.	116
5.110	APC Thin Electric 9×4.5 efficiency curves.	117
5.111	APC Thin Electric 9×4.5 thrust characteristics.	118
5.112	APC Thin Electric 9×4.5 power characteristics.	118
5.113	APC Thin Electric 9×4.5 static thrust.	119
5.114	APC Thin Electric 9×4.5 static power.	119
5.115	APC Thin Electric 9×6 geometric characteristics.	120
5.116	APC Thin Electric 9×6 efficiency curves.	121
5.117	APC Thin Electric 9×6 thrust characteristics.	122
5.118	APC Thin Electric 9×6 power characteristics.	122
5.119	APC Thin Electric 9×6 static thrust.	123
5.120	APC Thin Electric 9×6 static power.	123
5.121	APC Thin Electric 10×5 geometric characteristics.	124
5.122	APC Thin Electric 10×5 efficiency curves.	125
5.123	APC Thin Electric 10×5 thrust characteristics.	126
5.124	APC Thin Electric 10×5 power characteristics.	126
5.125	APC Thin Electric 10×5 static thrust.	127
5.126	APC Thin Electric 10×5 static power.	127
5.127	APC Thin Electric 10×7 geometric characteristics.	128
5.128	APC Thin Electric 10×7 efficiency curves.	129
5.129	APC Thin Electric 10×7 thrust characteristics.	130
5.130	APC Thin Electric 10×7 power characteristics.	130
5.131	APC Thin Electric 10×7 static thrust.	131
5.132	APC Thin Electric 10×7 static power.	131
5.133	APC Thin Electric 11×5.5 geometric characteristics.	132
5.134	APC Thin Electric 11×5.5 efficiency curves.	133
5.135	APC Thin Electric 11×5.5 thrust characteristics.	134
5.136	APC Thin Electric 11×5.5 power characteristics.	134
5.137	APC Thin Electric 11×5.5 static thrust.	135
5.138	APC Thin Electric 11×5.5 static power.	135
5.139	APC Thin Electric 11×7 geometric characteristics.	136
5.140	APC Thin Electric 11×7 efficiency curves.	137
5.141	APC Thin Electric 11×7 thrust characteristics.	138
5.142	APC Thin Electric 11×7 power characteristics.	138

5.143	APC Thin Electric 11×7 static thrust.	139
5.144	APC Thin Electric 11×7 static power.	139
5.145	APC Thin Electric 11×8 geometric characteristics.	140
5.146	APC Thin Electric 11×8 efficiency curves.	141
5.147	APC Thin Electric 11×8 thrust characteristics.	142
5.148	APC Thin Electric 11×8 power characteristics.	142
5.149	APC Thin Electric 11×8 static thrust.	143
5.150	APC Thin Electric 11×8 static power.	143
5.151	APC Thin Electric 11×8.5 geometric characteristics.	144
5.152	APC Thin Electric 11×8.5 efficiency curves.	145
5.153	APC Thin Electric 11×8.5 thrust characteristics.	146
5.154	APC Thin Electric 11×8.5 power characteristics.	146
5.155	APC Thin Electric 11×8.5 static thrust.	147
5.156	APC Thin Electric 11×8.5 static power.	147
5.157	APC Thin Electric 11×10 geometric characteristics.	148
5.158	APC Thin Electric 11×10 efficiency curves.	149
5.159	APC Thin Electric 11×10 thrust characteristics.	150
5.160	APC Thin Electric 11×10 power characteristics.	150
5.161	APC Thin Electric 11×10 static thrust.	151
5.162	APC Thin Electric 11×10 static power.	151
5.163	APC Thin Electric 14×12 geometric characteristics.	152
5.164	APC Thin Electric 14×12 efficiency curves.	153
5.165	APC Thin Electric 14×12 thrust characteristics.	154
5.166	APC Thin Electric 14×12 power characteristics.	154
5.167	APC Thin Electric 14×12 static thrust.	155
5.168	APC Thin Electric 14×12 static power.	155
5.169	APC Thin Electric 17×12 geometric characteristics.	156
5.170	APC Thin Electric 17×12 efficiency curves.	157
5.171	APC Thin Electric 17×12 thrust characteristics.	158
5.172	APC Thin Electric 17×12 power characteristics.	158
5.173	APC Thin Electric 17×12 static thrust.	159
5.174	APC Thin Electric 17×12 static power.	159
5.175	APC Thin Electric 19×12 geometric characteristics.	160
5.176	APC Thin Electric 19×12 efficiency curves.	161
5.177	APC Thin Electric 19×12 thrust characteristics.	162
5.178	APC Thin Electric 19×12 power characteristics.	162
5.179	APC Thin Electric 19×12 static thrust.	163
5.180	APC Thin Electric 19×12 static power.	163
5.181	Graupner CAM Prop 9×4 geometric characteristics.	164
5.182	Graupner CAM Prop 9×4 efficiency curves.	165
5.183	Graupner CAM Prop 9×4 thrust characteristics.	166
5.184	Graupner CAM Prop 9×4 power characteristics.	166
5.185	Graupner CAM Prop 9×4 static thrust.	167
5.186	Graupner CAM Prop 9×4 static power.	167

5.187	Graupner CAM Prop 9×6 geometric characteristics.	168
5.188	Graupner CAM Prop 9×6 efficiency curves.	169
5.189	Graupner CAM Prop 9×6 thrust characteristics.	170
5.190	Graupner CAM Prop 9×6 power characteristics.	170
5.191	Graupner CAM Prop 9×6 static thrust.	171
5.192	Graupner CAM Prop 9×6 static power.	171
5.193	Graupner CAM Prop 10×6 geometric characteristics.	172
5.194	Graupner CAM Prop 10×6 efficiency curves.	173
5.195	Graupner CAM Prop 10×6 thrust characteristics.	174
5.196	Graupner CAM Prop 10×6 power characteristics.	174
5.197	Graupner CAM Prop 10×6 static thrust.	175
5.198	Graupner CAM Prop 10×6 static power.	175
5.199	Graupner CAM Prop 10×8 geometric characteristics.	176
5.200	Graupner CAM Prop 10×8 efficiency curves.	177
5.201	Graupner CAM Prop 10×8 thrust characteristics.	178
5.202	Graupner CAM Prop 10×8 power characteristics.	178
5.203	Graupner CAM Prop 10×8 static thrust.	179
5.204	Graupner CAM Prop 10×8 static power.	179
5.205	Graupner CAM Prop 11×4 geometric characteristics.	180
5.206	Graupner CAM Prop 11×4 efficiency curves.	181
5.207	Graupner CAM Prop 11×4 thrust characteristics.	182
5.208	Graupner CAM Prop 11×4 power characteristics.	182
5.209	Graupner CAM Prop 11×4 static thrust.	183
5.210	Graupner CAM Prop 11×4 static power.	183
5.211	Graupner CAM Prop 11×6 geometric characteristics.	184
5.212	Graupner CAM Prop 11×6 efficiency curves.	185
5.213	Graupner CAM Prop 11×6 thrust characteristics.	186
5.214	Graupner CAM Prop 11×6 power characteristics.	186
5.215	Graupner CAM Prop 11×6 static thrust.	187
5.216	Graupner CAM Prop 11×6 static power.	187
5.217	Graupner CAM Prop 11×8 geometric characteristics.	188
5.218	Graupner CAM Prop 11×8 efficiency curves.	189
5.219	Graupner CAM Prop 11×8 thrust characteristics.	190
5.220	Graupner CAM Prop 11×8 power characteristics.	190
5.221	Graupner CAM Prop 11×8 static thrust.	191
5.222	Graupner CAM Prop 11×8 static power.	191
5.223	Graupner CAM Slim 9×6 geometric characteristics.	192
5.224	Graupner CAM Slim 9×6 efficiency curves.	193
5.225	Graupner CAM Slim 9×6 thrust characteristics.	194
5.226	Graupner CAM Slim 9×6 power characteristics.	194
5.227	Graupner CAM Slim 9×6 static thrust.	195
5.228	Graupner CAM Slim 9×6 static power.	195
5.229	Graupner CAM Slim 10×6 geometric characteristics.	196
5.230	Graupner CAM Slim 10×6 efficiency curves.	197

5.231	Graupner CAM Slim 10×6 thrust characteristics.	198
5.232	Graupner CAM Slim 10×6 power characteristics.	198
5.233	Graupner CAM Slim 10×6 static thrust.	199
5.234	Graupner CAM Slim 10×6 static power.	199
5.235	Graupner CAM Slim 10×8 geometric characteristics.	200
5.236	Graupner CAM Slim 10×8 efficiency curves.	201
5.237	Graupner CAM Slim 10×8 thrust characteristics.	202
5.238	Graupner CAM Slim 10×8 power characteristics.	202
5.239	Graupner CAM Slim 10×8 static thrust.	203
5.240	Graupner CAM Slim 10×8 static power.	203
5.241	Graupner Slim 9×5 geometric characteristics.	204
5.242	Graupner Slim 9×5 efficiency curves.	205
5.243	Graupner Slim 9×5 thrust characteristics.	206
5.244	Graupner Slim 9×5 power characteristics.	206
5.245	Graupner Slim 9×5 static thrust.	207
5.246	Graupner Slim 9×5 static power.	207
5.247	Graupner Super Nylon 9×5 geometric characteristics.	208
5.248	Graupner Super Nylon 9×5 efficiency curves.	209
5.249	Graupner Super Nylon 9×5 thrust characteristics.	210
5.250	Graupner Super Nylon 9×5 power characteristics.	210
5.251	Graupner Super Nylon 9×5 static thrust.	211
5.252	Graupner Super Nylon 9×5 static power.	211
5.253	Graupner Super Nylon 9×7 geometric characteristics.	212
5.254	Graupner Super Nylon 9×7 efficiency curves.	213
5.255	Graupner Super Nylon 9×7 thrust characteristics.	214
5.256	Graupner Super Nylon 9×7 power characteristics.	214
5.257	Graupner Super Nylon 9×7 static thrust.	215
5.258	Graupner Super Nylon 9×7 static power.	215
5.259	Graupner Super Nylon 10×6 geometric characteristics.	216
5.260	Graupner Super Nylon 10×6 efficiency curves.	217
5.261	Graupner Super Nylon 10×6 thrust characteristics.	218
5.262	Graupner Super Nylon 10×6 power characteristics.	218
5.263	Graupner Super Nylon 10×6 static thrust.	219
5.264	Graupner Super Nylon 10×6 static power.	219
5.265	Graupner Super Nylon 10×7 geometric characteristics.	220
5.266	Graupner Super Nylon 10×7 efficiency curves.	221
5.267	Graupner Super Nylon 10×7 thrust characteristics.	222
5.268	Graupner Super Nylon 10×7 power characteristics.	222
5.269	Graupner Super Nylon 10×7 static thrust.	223
5.270	Graupner Super Nylon 10×7 static power.	223
5.271	Graupner Super Nylon 11×6 geometric characteristics.	224
5.272	Graupner Super Nylon 11×6 efficiency curves.	225
5.273	Graupner Super Nylon 11×6 thrust characteristics.	226
5.274	Graupner Super Nylon 11×6 power characteristics.	226

5.275	Graupner Super Nylon 11×6 static thrust.	227
5.276	Graupner Super Nylon 11×6 static power.	227
5.277	Graupner Super Nylon 11×8 geometric characteristics.	228
5.278	Graupner Super Nylon 11×8 efficiency curves.	229
5.279	Graupner Super Nylon 11×8 thrust characteristics.	230
5.280	Graupner Super Nylon 11×8 power characteristics.	230
5.281	Graupner Super Nylon 11×8 static thrust.	231
5.282	Graupner Super Nylon 11×8 static power.	231
5.283	GWS Direct Drive 9×5 geometric characteristics.	232
5.284	GWS Direct Drive 9×5 efficiency curves.	233
5.285	GWS Direct Drive 9×5 thrust characteristics.	234
5.286	GWS Direct Drive 9×5 power characteristics.	234
5.287	GWS Direct Drive 9×5 static thrust.	235
5.288	GWS Direct Drive 9×5 static power.	235
5.289	GWS Direct Drive 10×6 geometric characteristics.	236
5.290	GWS Direct Drive 10×6 efficiency curves.	237
5.291	GWS Direct Drive 10×6 thrust characteristics.	238
5.292	GWS Direct Drive 10×6 power characteristics.	238
5.293	GWS Direct Drive 10×6 static thrust.	239
5.294	GWS Direct Drive 10×6 static power.	239
5.295	GWS Direct Drive 11×7 geometric characteristics.	240
5.296	GWS Direct Drive 11×7 efficiency curves.	241
5.297	GWS Direct Drive 11×7 thrust characteristics.	242
5.298	GWS Direct Drive 11×7 power characteristics.	242
5.299	GWS Direct Drive 11×7 static thrust.	243
5.300	GWS Direct Drive 11×7 static power.	243
5.301	GWS Slow Flyer 9×4.7 geometric characteristics.	244
5.302	GWS Slow Flyer 9×4.7 efficiency curves.	245
5.303	GWS Slow Flyer 9×4.7 thrust characteristics.	246
5.304	GWS Slow Flyer 9×4.7 power characteristics.	246
5.305	GWS Slow Flyer 9×4.7 static thrust.	247
5.306	GWS Slow Flyer 9×4.7 static power.	247
5.307	GWS Slow Flyer 9×7 geometric characteristics.	248
5.308	GWS Slow Flyer 9×7 efficiency curves.	249
5.309	GWS Slow Flyer 9×7 thrust characteristics.	250
5.310	GWS Slow Flyer 9×7 power characteristics.	250
5.311	GWS Slow Flyer 9×7 static thrust.	251
5.312	GWS Slow Flyer 9×7 static power.	251
5.313	GWS Slow Flyer 10×4.7 geometric characteristics.	252
5.314	GWS Slow Flyer 10×4.7 efficiency curves.	253
5.315	GWS Slow Flyer 10×4.7 thrust characteristics.	254
5.316	GWS Slow Flyer 10×4.7 power characteristics.	254
5.317	GWS Slow Flyer 10×4.7 static thrust.	255
5.318	GWS Slow Flyer 10×4.7 static power.	255

5.319	GWS Slow Flyer 10×8 geometric characteristics.	256
5.320	GWS Slow Flyer 10×8 efficiency curves.	257
5.321	GWS Slow Flyer 10×8 thrust characteristics.	258
5.322	GWS Slow Flyer 10×8 power characteristics.	258
5.323	GWS Slow Flyer 10×8 static thrust.	259
5.324	GWS Slow Flyer 10×8 static power.	259
5.325	GWS Slow Flyer 11×4.7 geometric characteristics.	260
5.326	GWS Slow Flyer 11×4.7 efficiency curves.	261
5.327	GWS Slow Flyer 11×4.7 thrust characteristics.	262
5.328	GWS Slow Flyer 11×4.7 power characteristics.	262
5.329	GWS Slow Flyer 11×4.7 static thrust.	263
5.330	GWS Slow Flyer 11×4.7 static power.	263
5.331	GWS Slow Flyer 11×8 geometric characteristics.	264
5.332	GWS Slow Flyer 11×8 efficiency curves.	265
5.333	GWS Slow Flyer 11×8 thrust characteristics.	266
5.334	GWS Slow Flyer 11×8 power characteristics.	266
5.335	GWS Slow Flyer 11×8 static thrust.	267
5.336	GWS Slow Flyer 11×8 static power.	267
5.337	Kyosho 9×6 geometric characteristics.	268
5.338	Kyosho 9×6 efficiency curves.	269
5.339	Kyosho 9×6 thrust characteristics.	270
5.340	Kyosho 9×6 power characteristics.	270
5.341	Kyosho 9×6 static thrust.	271
5.342	Kyosho 9×6 static power.	271
5.343	Kyosho 10×6 geometric characteristics.	272
5.344	Kyosho 10×6 efficiency curves.	273
5.345	Kyosho 10×6 thrust characteristics.	274
5.346	Kyosho 10×6 power characteristics.	274
5.347	Kyosho 10×6 static thrust.	275
5.348	Kyosho 10×6 static power.	275
5.349	Kyosho 10×7 geometric characteristics.	276
5.350	Kyosho 10×7 efficiency curves.	277
5.351	Kyosho 10×7 thrust characteristics.	278
5.352	Kyosho 10×7 power characteristics.	278
5.353	Kyosho 10×7 static thrust.	279
5.354	Kyosho 10×7 static power.	279
5.355	Kyosho 11×7 geometric characteristics.	280
5.356	Kyosho 11×7 efficiency curves.	281
5.357	Kyosho 11×7 thrust characteristics.	282
5.358	Kyosho 11×7 power characteristics.	282
5.359	Kyosho 11×7 static thrust.	283
5.360	Kyosho 11×7 static power.	283
5.361	Kyosho 11×9 geometric characteristics.	284
5.362	Kyosho 11×9 efficiency curves.	285

5.363	Kyosho 11×9 thrust characteristics.	286
5.364	Kyosho 11×9 power characteristics.	286
5.365	Kyosho 11×9 static thrust.	287
5.366	Kyosho 11×9 static power.	287
5.367	Master Airscrew Electric 9×6 geometric characteristics.	288
5.368	Master Airscrew Electric 9×6 efficiency curves.	289
5.369	Master Airscrew Electric 9×6 thrust characteristics.	290
5.370	Master Airscrew Electric 9×6 power characteristics.	290
5.371	Master Airscrew Electric 9×6 static thrust.	291
5.372	Master Airscrew Electric 9×6 static power.	291
5.373	Master Airscrew Electric 10×7 geometric characteristics.	292
5.374	Master Airscrew Electric 10×7 efficiency curves.	293
5.375	Master Airscrew Electric 10×7 thrust characteristics.	294
5.376	Master Airscrew Electric 10×7 power characteristics.	294
5.377	Master Airscrew Electric 10×7 static thrust.	295
5.378	Master Airscrew Electric 10×7 static power.	295
5.379	Master Airscrew Electric 11×7 geometric characteristics.	296
5.380	Master Airscrew Electric 11×7 efficiency curves.	297
5.381	Master Airscrew Electric 11×7 thrust characteristics.	298
5.382	Master Airscrew Electric 11×7 power characteristics.	298
5.383	Master Airscrew Electric 11×7 static thrust.	299
5.384	Master Airscrew Electric 11×7 static power.	299
5.385	Master Airscrew G/F 9×4 geometric characteristics.	300
5.386	Master Airscrew G/F 9×4 efficiency curves.	301
5.387	Master Airscrew G/F 9×4 thrust characteristics.	302
5.388	Master Airscrew G/F 9×4 power characteristics.	302
5.389	Master Airscrew G/F 9×4 static thrust.	303
5.390	Master Airscrew G/F 9×4 static power.	303
5.391	Master Airscrew G/F 9×6 geometric characteristics.	304
5.392	Master Airscrew G/F 9×6 efficiency curves.	305
5.393	Master Airscrew G/F 9×6 thrust characteristics.	306
5.394	Master Airscrew G/F 9×6 power characteristics.	306
5.395	Master Airscrew G/F 9×6 static thrust.	307
5.396	Master Airscrew G/F 9×6 static power.	307
5.397	Master Airscrew G/F 10×6 geometric characteristics.	308
5.398	Master Airscrew G/F 10×6 efficiency curves.	309
5.399	Master Airscrew G/F 10×6 thrust characteristics.	310
5.400	Master Airscrew G/F 10×6 power characteristics.	310
5.401	Master Airscrew G/F 10×6 static thrust.	311
5.402	Master Airscrew G/F 10×6 static power.	311
5.403	Master Airscrew G/F 10×8 geometric characteristics.	312
5.404	Master Airscrew G/F 10×8 efficiency curves.	313
5.405	Master Airscrew G/F 10×8 thrust characteristics.	314
5.406	Master Airscrew G/F 10×8 power characteristics.	314

5.407	Master Airscrew G/F 10×8 static thrust.	315
5.408	Master Airscrew G/F 10×8 static power.	315
5.409	Master Airscrew G/F 11×4 geometric characteristics.	316
5.410	Master Airscrew G/F 11×4 efficiency curves.	317
5.411	Master Airscrew G/F 11×4 thrust characteristics.	318
5.412	Master Airscrew G/F 11×4 power characteristics.	318
5.413	Master Airscrew G/F 11×4 static thrust.	319
5.414	Master Airscrew G/F 11×4 static power.	319
5.415	Master Airscrew G/F 11×6 geometric characteristics.	320
5.416	Master Airscrew G/F 11×6 efficiency curves.	321
5.417	Master Airscrew G/F 11×6 thrust characteristics.	322
5.418	Master Airscrew G/F 11×6 power characteristics.	322
5.419	Master Airscrew G/F 11×6 static thrust.	323
5.420	Master Airscrew G/F 11×6 static power.	323
5.421	Master Airscrew G/F 11×7 geometric characteristics.	324
5.422	Master Airscrew G/F 11×7 efficiency curves.	325
5.423	Master Airscrew G/F 11×7 thrust characteristics.	326
5.424	Master Airscrew G/F 11×7 power characteristics.	326
5.425	Master Airscrew G/F 11×7 static thrust.	327
5.426	Master Airscrew G/F 11×7 static power.	327
5.427	Master Airscrew G/F 11×8 geometric characteristics.	328
5.428	Master Airscrew G/F 11×8 efficiency curves.	329
5.429	Master Airscrew G/F 11×8 thrust characteristics.	330
5.430	Master Airscrew G/F 11×8 power characteristics.	330
5.431	Master Airscrew G/F 11×8 static thrust.	331
5.432	Master Airscrew G/F 11×8 static power.	331
5.433	Master Airscrew Scimitar 9×5 geometric characteristics.	332
5.434	Master Airscrew Scimitar 9×5 efficiency curves.	333
5.435	Master Airscrew Scimitar 9×5 thrust characteristics.	334
5.436	Master Airscrew Scimitar 9×5 power characteristics.	334
5.437	Master Airscrew Scimitar 9×5 static thrust.	335
5.438	Master Airscrew Scimitar 9×5 static power.	335
5.439	Master Airscrew Scimitar 9×7 geometric characteristics.	336
5.440	Master Airscrew Scimitar 9×7 efficiency curves.	337
5.441	Master Airscrew Scimitar 9×7 thrust characteristics.	338
5.442	Master Airscrew Scimitar 9×7 power characteristics.	338
5.443	Master Airscrew Scimitar 9×7 static thrust.	339
5.444	Master Airscrew Scimitar 9×7 static power.	339
5.445	Master Airscrew Scimitar 10×5 geometric characteristics.	340
5.446	Master Airscrew Scimitar 10×5 efficiency curves.	341
5.447	Master Airscrew Scimitar 10×5 thrust characteristics.	342
5.448	Master Airscrew Scimitar 10×5 power characteristics.	342
5.449	Master Airscrew Scimitar 10×5 static thrust.	343
5.450	Master Airscrew Scimitar 10×5 static power.	343

5.451	Master	Airscrew	Scimitar	10×7	geometric characteristics.	344
5.452	Master	Airscrew	Scimitar	10×7	efficiency curves.	345
5.453	Master	Airscrew	Scimitar	10×7	thrust characteristics.	346
5.454	Master	Airscrew	Scimitar	10×7	power characteristics.	346
5.455	Master	Airscrew	Scimitar	10×7	static thrust.	347
5.456	Master	Airscrew	Scimitar	10×7	static power.	347
5.457	Master	Airscrew	Scimitar	11×6	geometric characteristics.	348
5.458	Master	Airscrew	Scimitar	11×6	efficiency curves.	349
5.459	Master	Airscrew	Scimitar	11×6	thrust characteristics.	350
5.460	Master	Airscrew	Scimitar	11×6	power characteristics.	350
5.461	Master	Airscrew	Scimitar	11×6	static thrust.	351
5.462	Master	Airscrew	Scimitar	11×6	static power.	351
5.463	Master	Airscrew	Scimitar	11×7	geometric characteristics.	352
5.464	Master	Airscrew	Scimitar	11×7	efficiency curves.	353
5.465	Master	Airscrew	Scimitar	11×7	thrust characteristics.	354
5.466	Master	Airscrew	Scimitar	11×7	power characteristics.	354
5.467	Master	Airscrew	Scimitar	11×7	static thrust.	355
5.468	Master	Airscrew	Scimitar	11×7	static power.	355
5.469	Master	Airscrew	Scimitar	11×8	geometric characteristics.	356
5.470	Master	Airscrew	Scimitar	11×8	efficiency curves.	357
5.471	Master	Airscrew	Scimitar	11×8	thrust characteristics.	358
5.472	Master	Airscrew	Scimitar	11×8	power characteristics.	358
5.473	Master	Airscrew	Scimitar	11×8	static thrust.	359
5.474	Master	Airscrew	Scimitar	11×8	static power.	359

Nomenclature

Symbols

a	over-relaxation parameter
A	disk area of propeller
c	propeller chord length
C	cross-sectional area of wind tunnel
C_P	power coefficient ($= P/\rho n^3 D^5$)
C_T	thrust coefficient ($= T/\rho n^2 D^4$)
D	propeller diameter
J	advance ratio ($= V/n D$)
K_1	wind tunnel correction parameter
k	helix pitch
n	rotational speed (revs/sec)
P	power
P_{atm}	atmospheric pressure
q	dynamic pressure
Q	torque
R	propeller radius or ideal gas constant for air
T	thrust
T_{air}	air temperature

u	x -component of velocity
v	y -component of velocity
V	velocity
\bar{V}	volume
w	z -component of velocity
α_1	wind tunnel correction parameter
β	propeller twist angle
η	efficiency
ρ	air density
τ_1	wind tunnel correction parameter
τ_4	wind tunnel correction parameter
Γ	vortex strength
Λ	flow angle, measured from streamwise direction
Ω	rotational speed (RPM)

Abbreviations

GUI	Graphical User Interface
HPF	High Pass Filter
NIST	National Institute of Standards and Technology
UAV	Unmanned Air Vehicle
UIUC	University of Illinois at Urbana-Champaign

Chapter 1

Introduction

The full-scale propeller, typically seen on general aviation aircraft, is a device that has been studied in detail. References [1]–[13] are representative of the work that has been performed since the pioneering days of aviation. These studies addressed a myriad of practical problems for propellers. The early experimental work studied the effects that airfoil selection, pitch angle, and other geometric characteristics have on propeller performance. This was followed by experiments that investigated off-design conditions that included propellers in yaw and propellers with ice accretion, amongst other things. The data from these efforts provided designers with the tools needed to maximize propeller efficiency for most applications.

One area that has not yet been investigated in-depth is the performance of small-scale propellers. It is well known that aerodynamic performance degrades at low Reynolds numbers, but the consequences that this has on propeller performance has not been studied sufficiently. Accordingly, the design methodologies used for small-scale propellers are, at best, incomplete. To develop a database for use in improving design and analysis methodologies, a test has been conducted to gather propeller performance data in the UIUC Low-Speed Wind Tunnel.

It is envisioned that the data gathered in these experiments will serve several purposes. The results will give aircraft designers a large database that can be used for selecting appropriate propellers for a wide variety of applications. Further, any beneficial or adverse trends found in the data will be used to improve design capabilities. Finally, prediction tools could

be refined using the data gathered here.

This thesis presents the results from wind-tunnel tests for a total of 79 propellers. The propellers that were tested span a variety of intended applications, including both gas and electric powered applications. Below, in Figs. 1.1–1.5, representative photographs of every style of propeller tested are given.



Figure 1.1: APC Slow-Flyer, Sport, and Thin-Electric propellers.



Figure 1.2: Graupner CAM, CAM Slim, and Super-Nylon propellers.




Figure 1.3: GWS Hyper-Drive, and Slow-Flyer propellers.



Figure 1.4: Kyosho propeller.



Figure 1.5: Master Airscrew Electric, G/F, and Scimitar propellers.

Chapter 2

Experimental Techniques

A large portion of the work done for this project was in the development of the test itself. The design of the test apparatus began in the Fall of 2003, the hardware and software was developed in the Winter and Spring of 2004, and the testing procedure was finalized in the Summer of 2004. In this Chapter, the wind tunnel facility is described in detail, the experimental setup is explained, and the data acquisition and reduction is discussed.

2.1 Wind Tunnel Facility

The tests presented here were performed in the UIUC subsonic wind tunnel, illustrated in Fig. 2.1. The wind tunnel is an open-return type with a 7.5:1 contraction ratio. The rectangular test section is nominally 2.8×4.0 ft (0.853×1.219 m) in cross section and 8-ft (2.438-m) long. Over the length of the test section, the width increases by approximately 0.5 in. (1.27 cm) to account for boundary-layer growth along the tunnel sidewalls. Test-section speeds are variable up to 160 mph (71.53 m/sec) via a 125-hp (93.25-kW) AC motor connected to a five-bladed fan. For the tests presented here, the maximum tunnel speed used was 80 ft/sec (24.38 m/sec). Photographs of the test section and fan are presented in Figs. 2.2 and 2.3, respectively.

In order to ensure good flow quality in the test section, the wind-tunnel settling chamber contains a 4-in. thick honeycomb in addition to four anti-turbulence screens. The turbulence

intensity has been measured to be less than 0.1% for the empty tunnel (Ref. [17]), showing that the tunnel indeed has good flow quality. The turbulence intensity for varying wind tunnel speeds was measured with hotwire anemometry. After calibrating the hotwire, the probe was placed at the centerline of the tunnel and oriented to measure the axial turbulence intensity. In order to monitor the turbulence intensity over a broad range of frequencies, 50,000 samples were acquired at 10,000 Hz. Figure 2.4 shows the turbulence intensities for the approximate range of velocities used in the present experiment with various high-pass filters applied to the signal. Assuming that the test apparatus has a minimal effect on the turbulence levels, the good flow quality will be retained.

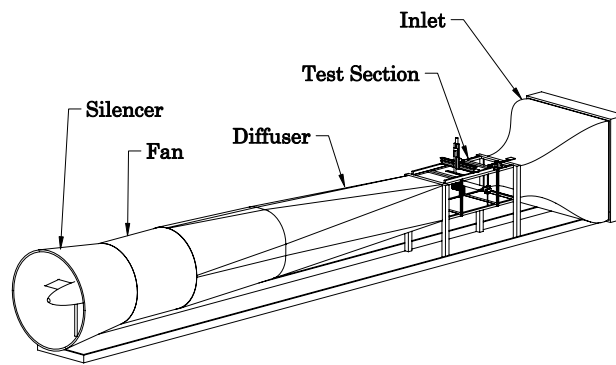


Figure 2.1: UIUC subsonic wind tunnel (Ref. [17]).



Figure 2.2: Photograph of test section with experimental rig installed.




Figure 2.3: Photograph of wind tunnel fan.

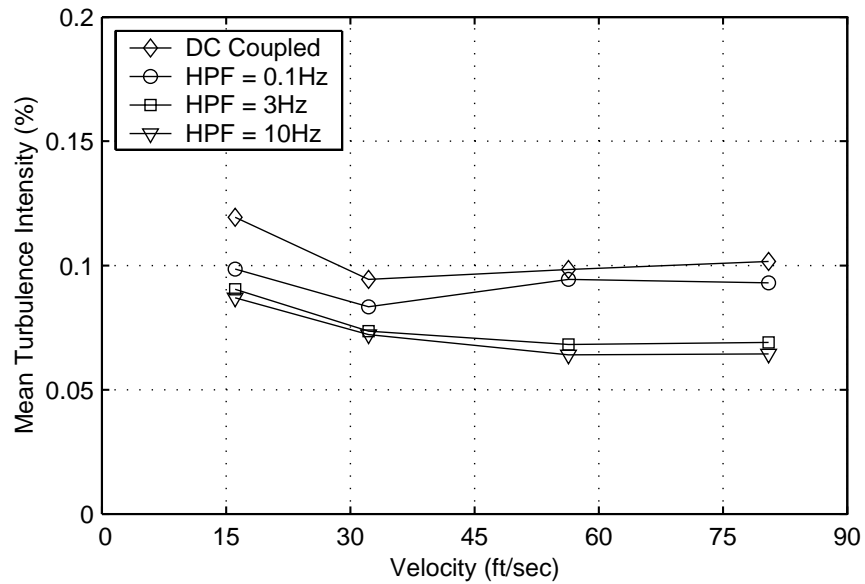


Figure 2.4: Turbulence intensity at tunnel centerline (adapted from Ref. [17]).

2.2 Experimental Setup

In order to obtain the performance characteristics, the thrust, torque, and rotational speed of the propeller all need to be measured, along with the freestream flow conditions. The ex-

perimental setup was designed to measure all of the aforementioned properties with simple mechanisms that minimize any possible influence on the measured performance characteristics. Detailed descriptions of how each of the performance and flow properties are measured are presented in Sections 2.2.1 through 2.2.4, and the miscellaneous equipment used to run the experiment is detailed in Section 2.2.5.

2.2.1 Thrust Measurement

The test apparatus is pictured in Fig. 2.5. Here, it is seen that the general design consists of a mechanism that hangs into the tunnel from atop the ceiling. With the test rig mounted to the ceiling of the tunnel, the thrust mechanism hangs into the wind tunnel like a pendulum. The thrust and torque produced by a right-handed propeller are illustrated in the Fig. 2.5.

The thrust measurement mechanism is a simple T-shaped structure that pivots about two flexural pivots and is constrained by a load cell that sits outside of the tunnel. The load cell that is used here is the Interface SM-10 having a maximum capacity of 10 lbs. To ensure that the freestream flow does not produce a drag force on the beam located inside of the tunnel, a fairing is used. The installed fairing can be seen in Fig. 2.2. Two features that were incorporated into the thrust mechanism to minimize the uncertainty in the measurements are the flexural pivots and the variable load-cell location.

The flexural pivots, made by Goodrich Aerospace, are frictionless, stiction-free bearings with negligible hysteresis that are designed for applications with limited angular travel ($\pm 30^\circ$). The pivots are made with flat, crossed springs that support rotating sleeves. These flexural pivots were chosen over standard bearings because they greatly reduce the adverse tendencies that bearings are prone to when used in static applications, namely stiction and hysteresis. The test rig was designed to use the 3/8 in. double-ended series (part number 6012-600).

The upper balance arm of the mechanism is designed to allow the load cell to be placed any of ten possible locations, which allows the balance arm to be varied from 3.75 in.

(9.53 cm) to 12.75 in. (32.39 cm), in 1 in. (2.54 cm) increments. This feature ensures that the load cell can be placed in a position such that the full range of the load cell is used for each propeller tested.




Figure 2.5: Test apparatus without fairing.

2.2.2 Torque Measurement

The torque produced by the propeller is measured using the RTS-25 and RTS-100 reaction torque transducers made by Transducer Techniques. These devices are simply force transducers housed and calibrated so that, when placed appropriately, a torque can be measured. The rig was designed so that the torque transducer is placed between the motor housing and support arm of the thrust mechanism, as is shown in Fig. 2.6. The two torque transducers

that are used have 25 oz-in. and 100 oz-in. capacities. The model that is used is selected based on the maximum torque that is expected to be produced by the propeller.




Figure 2.6: Torque transducer installed in the test rig.

2.2.3 Propeller Speed Measurement

To measure the propeller rotation speed, a photoreflector is used to count the number of revolutions the output shaft of the motor gearbox makes in a fixed interval (0.75 sec). The photoreflector used is a Honeywell HOA1180-002 Reflective Sensor, which has a transistor output and allows the sensor to be placed up to 0.5 in. (1.27 cm) from the reflective surface. When combined with a simple circuit of resistors and a 9-V battery, the output voltage is near 2 V when aimed at a reflective surface and near 0 V when aimed at a non-reflective surface. The circuit has a response time around 5 μ sec. The output voltages and response time of the circuit prove to be more than sufficient for measuring the rotational speed of the propellers with the current setup, which never exceeded 7,000 RPM.

To use the propeller speed measurement system, the photoreflector is focused at the propeller adapter, which connects the propeller to the output shaft of the gearbox. Adapters with a black finish have a strip of foil tape added to act as the reflective surface, where brushed aluminum adapters have a strip of black electrical tape added to act as the non-reflective surface. A photograph of the photoreflector installed on the test rig is shown in

Fig. 2.7. As the shaft turns, the photoreflector outputs a signal that is nearly a square wave where the peaks correspond to the reflective surface being in front of the photoreflector. The data acquisition system is used to acquire this signal for a 0.75 sec interval at 20,000 Hz; a portion of a representative signal is plotted in Fig. 2.8. The procedure for counting the revolutions and extracting the rotational speed is detailed in Section 2.4.1.



Figure 2.7: Photoreflector aimed at the output shaft.

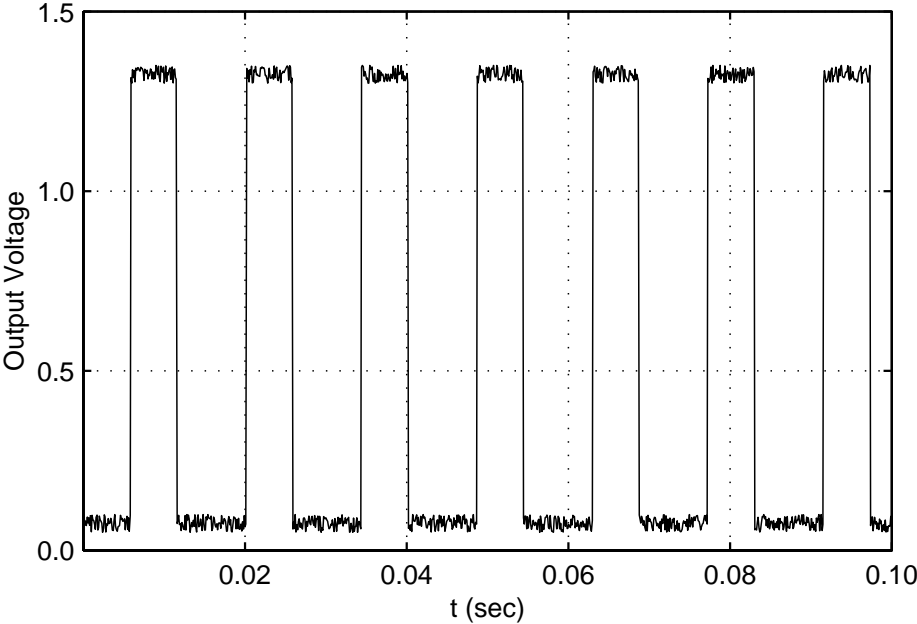


Figure 2.8: Representative signal from the propeller speed sensor.

2.2.4 Freestream Flow Measurements

The freestream flow was measured with a pitot-tube connected to a differential pressure transducer, an absolute differential pressure transducer, and a thermocouple. The dynamic pressure is measured with the pitot tube connected to one of two MKS differential pressure transducers; an MKS 220DD 1-torr transducer is used when the velocity is below 40 ft/sec and an MKS 221BD 10-torr model is used when the velocity exceeds 40 ft/sec. The atmospheric pressure outside of the tunnel is measured with an MKS absolute pressure transducer. The temperature is measured with an Omega GTMQSS T-type thermocouple located at the inlet of the wind tunnel. The methods used to convert these measured quantities into the velocity measurement are discussed in Section 2.4.

The pitot tube is positioned 5.25 in. above the wind tunnel floor, approximately 25.25 in. upstream of the propeller, at the centerline of the tunnel. This positioning requires corrections to be applied to the velocity measurements to account for the propeller inflow at that pitot tube. This setup is used because traditional techniques that use pressure measurements in the inlet to determine the velocity would be less accurate at the lower velocities tested.

2.2.5 Additional Experimental Equipment

In addition to the equipment detailed above, several additional pieces are needed to power and control the propeller. The propeller is driven by the Astro 020 Planetary System (model 803P) made by AstroFlight. This motor and gearbox system is a 200-W motor with a 4.4:1 gear ratio that is capable of driving the propeller to a maximum speed of 7,500 RPM. For simplicity in the laboratory, a variable voltage switch mode power supply, made by BK Precision, is used to power the motor. The model used, the BK1692, can be set to an output voltage of 3 V to 15 V with a maximum current of 40 A.

Given that the Astro 020 is a brushless motor designed to work with a speed controller, a method was needed to send the appropriate signal to the speed controller. To set the

rotational speed, a device called the ServoXciter EF, made by Vexa Control, is used. This device is intended to be used for testing R/C servos by allowing the operator to adjust the pulse-width of the signal being sent to the servo. Since the speed controller works with the same pulse-width modulation, the ServoXciter is used here as a throttle. Initially, the throttle was set manually using the knob on the ServoXciter. However, the device was modified so that it could be controlled with the data acquisition software, further automating the test. This was accomplished by modifying the ServoXciter to bypass the potentiometer, which was connected to the knob, and controlling the device with a command voltage from the data acquisition board.

2.3 Data Acquisition System

The data acquisition system includes a Dell 1.4-GHz Precision-330 computer workstation and a National Instruments NI PCI-6031E 16-bit analog-to-digital data acquisition board. The NI PCI-6031E has a resolution of 0.0015% of full-scale reading, 32 differential input channels, and two 16-bit digital-to-analog output channels. The 16-bit resolution of the board provided an accuracy of ± 0.305 mV when set for a full-scale range of ± 10 V.

The data acquisition software was developed using LabVIEW[®], which is a C-based software suite from National Instruments, for creating Graphical User Interfaces (GUIs). The GUIs were designed so that the progress of the experiment could be monitored, as all of the performance parameters are plotted as they are acquired and the wind tunnel and propeller operating conditions are also reported.

The propeller speed measurement requires a high data acquisition rate (20,000 Hz) to ensure that the signal from the photoreflector is accurately recorded. Due to limitations on the data acquisition board, this prohibits acquiring all of the data simultaneously. Thus, the propeller speed is first acquired at the higher data acquisition rate, then the remaining quantities (thrust, torque, dynamic pressure, atmospheric pressure, and temperature) are

acquired simultaneously immediately thereafter at a reduced rate (1,000 Hz). This method proves to be appropriate, as the propeller speed measurements show fluctuations below 0.1% over time periods significantly longer than those used for data acquisition.

2.4 Experimental Procedure

The experimental procedure includes setting up the experimental hardware and data acquisition system, calibration and calibration checks of the various instruments, and acquiring the performance data. The calibration checks performed during the setup process and the frequent calibrations performed throughout the tests ensure that the calibration data is as accurate as possible. Acquiring the performance data includes obtaining the static performance data (where $V_\infty = 0$) as well as obtaining the remaining performance data in one of two test modes. The two possible test modes allow the experimenter to sweep the advance ratio range by varying either the freestream velocity or propeller speed, while holding the other constant. Sections 2.4.1 through 2.4.3 detail each of the aforementioned steps of the experimental procedure.

2.4.1 Experimental Setup

Setting up the test involves installing all of the test hardware and measurement devices as well as the data acquisition system. The test hardware includes the wind tunnel floor and ceiling, the test rig, and the fairing. The wind tunnel ceiling is installed first, and gaps between the wind tunnel frame and the ceiling are sealed with tape. The fairing is then installed while taking care to ensure that the tunnel centerline is aligned with the centerline of the fairing. Next, the thrust measurement mechanism is fed down through the center of the fairing, aligned with the wind tunnel centerline and secured. Finally, the floor is installed, again sealing any seams that are present.

The measurement devices that must be installed include the thrust load cell, torque

transducer, and pitot tube along with all of the tubing and pressure transducers that accompany it. The thermocouple and atmospheric pressure transducer are already installed in fixed locations in the laboratory.

Prior to installing the thrust load cell and torque transducer, the outputs from these two devices are connected to an amplifying signal conditioner. This is done both to apply the excitation voltage to the transducers and to ensure proper, low-noise, amplification of the output. The signal conditioner used is the 2210 signal conditioning amplifier made by Measurements Group, this device is also used as a simple amplifier for the voltage output from the thermocouple. To setup the devices with the signal conditioner, the transducers are positioned so that there is no load applied to them. The signal conditioner is set to apply an excitation voltage of 10 V to the transducers and apply an $100\times$ gain to the output signals. After the torque cell is setup with the signal conditioner, the motor housing is attached to the metric side of the transducer, and the non-metric side is secured to the test rig. If the torque cell is changed during the experiment, the procedure must be repeated for the new torque cell.

The pitot tube is first mounted parallel to the flow 5.25 in. (13.34 cm) above the floor. It is inserted through a hole located along the centerline of the forward floor. The tubing is then attached to the two output ports of the pitot tube to connect it to the pressure transducers. The plumbing system that is used allows the pitot tube to be connected to four differential pressure transducers: two 1-torr transducers and two 10-torr transducers (one of each serves as a backup).

After the steps detailed above are performed, the measurement devices are connected to the data acquisition board, which is connected to the data acquisition computer. At this point, the experiment is ready to proceed to the calibration stage.

2.4.2 Calibration

The calibration procedure includes performing checks on factory-calibrated equipment and calibrating the thrust load cell for the various positions in which it can be placed. The calibration checks, or “check-cals,” are performed simply to ensure that the factory calibrations, which are traceable to NIST, are accurate. The check-cals are performed on the pressure transducers, the torque transducers, and the thermocouple. The load cell used for measuring the thrust is calibrated frequently during the testing, the reasoning for this and the accuracy of the calibrations are discussed in detail in Chapter 3.

Performing the check-cals on the various measurement devices simply involves comparing the actual outputs to the expected output for fixed operating conditions. The readings from the atmospheric pressure transducer and the thermocouple can be compared with readings taken with a barometer and thermometer, respectively. Since there are a total of four differential pressure transducers, their fidelity can be verified by ensuring that they are producing consistent dynamic pressure readings for a fixed wind tunnel speed. Finally, the calibration of the torque transducer is validated by suspending a calibration weight from a fixed moment arm and comparing the output voltage to that which is expected for the known torque.

Calibrating the thrust load cell involves setting the load cell in the desired location, applying a known force to the rig, recording the resulting voltages, and applying a linear regression to find the calibration slope. The load-cell position is chosen based on the propeller which is to be tested. In general, small, low-pitched propellers use a small constraining moment arm and increasing the diameter or pitch requires increasing the constraining moment arm. The known force is applied to the rig at the output shaft of the gearbox by attaching a line in tension, which is run over a low-friction pulley, to the output shaft. Care is taken to ensure that the force is being applied in the same direction of the thrust. The software is used to record the voltages, apply a linear regression, and extract the calibration slope.

2.4.3 Testing Procedure

Once the testing for an individual propeller is ready to begin, preliminary information is first gathered so that the operator can appropriately initialize the testing procedure. The static performance data is then acquired for varying propeller speed. Finally, the performance data is acquired in one of the previously mentioned testing modes.

The preliminary data which is gathered includes the diameter of the propeller and the limits on the rotational speed. Although the manufacturers provide a diameter for the propellers, the true diameters are measured to ensure that appropriate comparisons can be made with the performance data. The propeller is then installed and the minimum and maximum limits on the rotational speed are found to identify the range of operating conditions.

Acquiring all of the performance data simply involves properly initializing the acquisition software and allowing the automated test procedure to run. For the static case, the sidewalls of the wind tunnel are opened to ensure that propeller is in fact operating in a static state. All of the acquisition modes require the operator to enter the propeller diameter and select the load cell and torque transducer being used. The static acquisition requires the limits on the propeller speed to be entered. For the test mode that sweeps the advance ratio while holding the velocity constant, the desired velocity and the limits on the propeller speed are entered. In the mode that sweeps the advance ratio while holding the propeller speed constant, the desired propeller speed and the range of velocities are entered. Regardless of the mode being used, several data sets are acquired. For the constant velocity mode, several freestream velocities are tested. For the constant RPM mode, several propeller speeds are tested.

2.5 Data Reduction

The data reduction process starts by converting the measured voltages into physical measurements of thrust, torque, rotational speed, dynamic pressure, atmospheric pressure, and temperature. The thrust, torque, dynamic pressure, air temperature, and atmospheric pressure are all found using the calibration data that is either provided by the transducer manufacturer or found in the calibration procedure, and the measured voltage. The signal obtained from the photoreflector is used to determine the rotational speed of the propeller. The process used to derive this quantity is detailed in Section 2.5.1. From these quantities, the propeller power, air density, and tunnel speed are calculated according to

$$P = 2\pi nQ \quad (2.1)$$

$$\rho = \frac{P_{atm}}{R T_{air}} \quad (2.2)$$

$$V = \sqrt{\frac{2q}{\rho}} \quad (2.3)$$

Corrections are applied to the velocity to account for wind tunnel wall and blockage effects and to correct for the pitot tube being in an area influenced by the propeller inflow. These corrections are detailed in Section 2.5.2.

Finally, the above measured and derived quantities are non-dimensionalized to obtain the propeller performance data. The quantities include the thrust coefficient, power coefficient, and efficiency. For the static case ($J = 0$), the thrust and power coefficients are plotted against the propeller speed. For the non-static case ($J > 0$), the coefficients and the efficiency are plotted against the advance ratio. The definitions for the advance ratio, thrust and power coefficients, and propeller efficiency are given by

$$J = \frac{V}{nD} \quad (2.4)$$

$$C_T = \frac{T}{\rho n^2 D^4} \quad (2.5)$$

$$C_P = \frac{P}{\rho n^3 D^5} \quad (2.6)$$

$$\eta = J \frac{C_T}{C_P} \quad (2.7)$$

2.5.1 Propeller Speed Determination

Determining the propeller rotational speed from the photoreflexor signal is a relatively straightforward process. First, the signal is analyzed to determine the minimum and maximum voltage readings. Next, the software analyzes each data point to determine if the reading is indicating a reflective or non-reflective surface. Each time the state changes, the switch is counted and the duration of the previous state is recorded. The propeller speed is then determined from the total number of revolutions and the sampling time used to acquire the signal.

2.5.2 Velocity Corrections

With the current setup, several factors are present that warrant velocity corrections, as the dynamic pressure measured is not equivalent to the true freestream dynamic pressure that would be found under normal, open-air operating conditions. The effect that the propeller inflow has on the velocity measurement is corrected with a scheme developed specifically for these tests. Two additional methods are used to account for the solid blockage caused by the fairing and the constriction of the propeller slipstream caused by the wind tunnel walls. The correction that accounts for the inflow caused by the propeller is iterative in nature, where the other two correction factors are not. Since the remaining two corrections are to be applied to the freestream velocity of the wind tunnel, the measured velocity is first corrected for the inflow. Subsequently, the remaining two corrections are applied to the corrected freestream velocity of the wind tunnel.

The correction to account for the inflow at the pitot tube models the induced flow with a double helical vortex extending “infinitely” downstream. The key factors in this correction include the radius and pitch of the helix, as well as the strength of the vortex. Below, Eqs. 2.10 and 2.12 show that the vortex strength is a function of the disk loading T/A . To develop this method, MATLAB[®] was used to set up the doubly infinite image system of helical vortices, as suggested in Ref. [18]. This program was used to find the velocities induced both at the propeller disk and the pitot tube for varying helix pitch and radius using a unit strength vortex. Due to the computational effort required for this correction scheme, the method was not directly incorporated into the data acquisition and reduction software. Accordingly, results from the MATLAB[®] script are tabulated and the finite data sets are interpolated to find the velocity correction. Although this method is developed for a 2-bladed propeller, it will suffice as a correction for a blade with an arbitrary number of blades. This results from the scheme being independent of the blade number (see below). For a propeller with a different number of blades, the 2-blade equivalent vortex system corrects for the inflow. The iterative scheme is outlined below.

1. Set the freestream velocity. The first estimate uses the measured velocity and subsequent guesses use an under-relaxed estimate that combines the previous estimate and the corrected velocity according to Eq. 2.8, where $a = 0.5$.

$$\hat{V}_{\infty,+} = (1 - a) \hat{V}_{\infty,-} + a V_{corr} \quad (2.8)$$

where in the following

$$V_{\infty} = \hat{V}_{\infty,+} \quad (2.9)$$

2. Use Eq. 2.10, found in Ref. [19], to find the velocity induced at the propeller disk u_{disk} based on momentum theory.

$$u_{disk} = -V_{\infty} + \sqrt{V_{\infty}^2 + \frac{2T}{\rho A}} \quad (2.10)$$

3. Calculate the pitch of the vortex system based on the freestream velocity, induced velocity at the disk, and propeller tip speed using Eq. 2.11, as it is suggested in Ref. [18].

$$\tan k = \frac{V_\infty + u_{disk}}{V_{tip}} \quad (2.11)$$

4. Interpolate the data set for the inflow induced at the propeller disk using the propeller radius R and helix pitch k to find the inflow induced by a unit strength vortex $u_{\Gamma=1}$.
5. Calculate the vortex strength needed to produce u_{disk} using Eq. 2.12.

$$\Gamma = \frac{u_{disk}}{u_{\Gamma=1}} \quad (2.12)$$

6. Find the induced velocity at the pitot tube, \vec{V}_{pitot} , using the propeller radius, helix pitch k , and vortex strength Γ by interpolating the data set established for the inflow at the pitot tube.
7. Calculate the flow angle using Eq. 2.13, where the components of the velocity vector are those illustrated in Fig. 2.9.

$$\sin \Lambda = \frac{\sqrt{v_{pitot}^2 + w_{pitot}^2}}{V_{meas}} \quad (2.13)$$

8. Calculate the corrected freestream velocity using Eq. 2.14

$$V_{corr} = V_{meas} \cos \Lambda - u_{pitot} \quad (2.14)$$

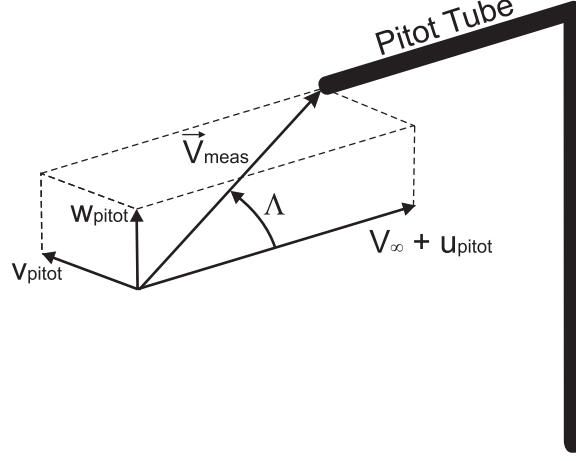


Figure 2.9: Measured velocity vector at the pitot tube.

Once the above scheme is used to correct the measured velocity for the inflow induced at the location of the pitot tube, the remaining two corrections are applied. The presence of the fairing in the wind tunnel reduces the cross-sectional area, increasing the velocity in the vicinity of the fairing. To correct for this, the 3-D solid blockage technique presented in Ref. [20] and shown in Eq. 2.15 is used. The factors K_1 and τ_1 (see Ref. [20]) are determined from the fairing thickness ratio and the ratio between the model span and tunnel breadth, respectively. $\bar{V}_{fairing}$ and C are the volume of the fairing and the cross-sectional area of the wind tunnel, respectively.

$$\frac{\Delta V}{V_u} = \frac{K_1 \tau_1 \bar{V}_{fairing}}{C^{3/2}} \quad (2.15)$$

The boundary correction used to account for the wind tunnel walls was developed by Glauert in Ref. [21]. The wind tunnel walls constrict the flowfield, causing an increased static pressure in propeller slipstream. Thus, the thrust that is developed would actually be produced by a lower freestream velocity in an unrestricted flow, which is based on a continuity analysis. The correction needed to account for this effect is presented in Eq. 2.16, where $\tau_4 = T/\rho A V_\infty^2$ and $\alpha_1 = A/C$.

$$\frac{V_{corr}}{V_\infty} = 1 - \frac{\tau_4 \alpha_1}{2\sqrt{1 + 2\tau_4}} \quad (2.16)$$

Chapter 3

Data Validation

In order to verify the integrity of the data presented in this thesis, data validation is presented here, in Chapter 3. Given that the test was developed recently, a three-pronged approach to the data validation was taken so that the techniques and results could be sufficiently scrutinized. First, a general uncertainty analysis is performed for all of the physical quantities used in deriving the performance data that is presented. Next, the repeatability of the tests is verified and reported with representative data sets. Finally, the results obtained with the experiment are compared with those which are obtained with PROPID (Ref. [22]), software which is designed to predict wind-turbine and propeller performance. Using each of these methods for data validation, it is illustrated that the data gathered and presented here is both reliable and accurate.

3.1 Uncertainty Analysis

Based on the uncertainties of the measurement devices, the data acquisition board, and the calibration equations, a general uncertainty analysis is performed according to standard uncertainty propagation methods shown in Coleman & Steele [23]. The uncertainties analyzed in this fashion include the wind tunnel velocity and the propeller thrust, torque, power, and efficiency. The uncertainties in the ambient pressure and air temperature, which are used in intermediate calculations, were taken from Ref. [24]. In addition, the uncertainty in the

propeller speed measurement is estimated based on the response of the photoreflector and several observations of the measurements under constant operating conditions. A summary of the uncertainty analysis is presented in Table 3.1.

For estimating the uncertainty of the propeller speed measurement, the method of reducing the signal acquired from the photoreflector is first considered. The counting process used to determine the propeller speed will average out any effects of the circuit settling time. Further, considering that the sampling interval is small compared with the time spent in a constant light or dark state, no frequency aliasing is expected. Accordingly, the uncertainty of the propeller speed measurement simply comes from observing the consistency of several measurements taken at constant operating conditions. Observing several data sets showed that the uncertainty in the rotational never exceeds 0.1%, and is often far less than that.

Table 3.1: Uncertainty Estimates

Quantity	Uncertainty
Efficiency	0.595%
Power	0.240%
Propeller Speed	0.100%
Thrust	0.504%
Torque	0.218%
Freestream Velocity	0.207%

The uncertainties observed here all prove to be small; only the uncertainties in the thrust and efficiency exceed 0.5%. With the exception of the thrust, none of the uncertainties have a dominant term. The uncertainty in the thrust is dominated by that of the calibration slope, which is determined by the experimenter. The individual calibration slopes varied up to 2% over the entire test series, but the uncertainty in an individual calibration slope never exceeded 0.5%. Given that the calibration is repeated frequently throughout the test series,

the drift is not a concern and is not included in the uncertainty of the thrust. The remaining calibration slopes proved to be significantly smaller, and thus did not dominate the other uncertainties.

3.2 Repeatability of Measurements

The experimental hardware, software, and procedure were all designed to ensure that high-quality, consistent data is being acquired. Accordingly, the performance data for an individual propeller should be consistent no matter when it is acquired. The fidelity of the data was tested simply by testing several propellers repeatedly to validate the consistency of the data. A standard set of propellers has been established so that the quality of the setup can be verified at the beginning of each test series. Figures 3.1–3.3 show comparisons of the APC 10×4.7 Slow Flyer performance acquired in the Summer of 2004 and Fall of 2004. These plots show that exceptional repeatability is attainable for all of the performance parameters.

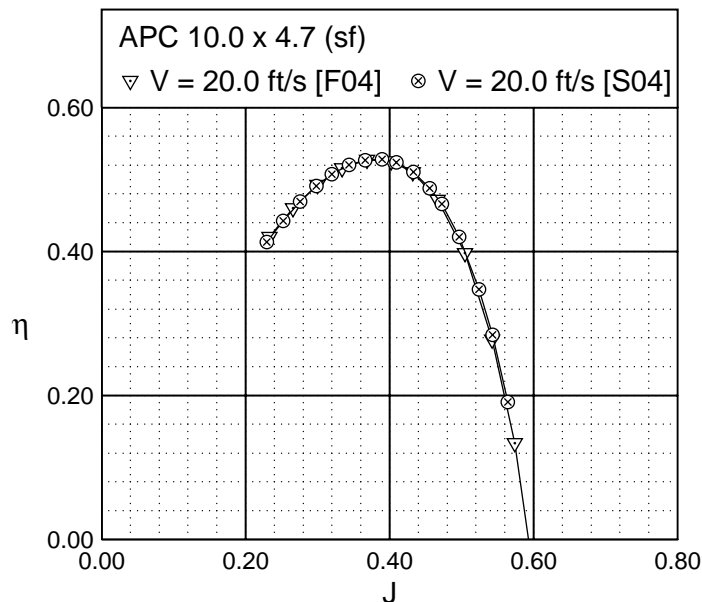


Figure 3.1: Efficiency data for the APC 10×4.7 from the Summer and Fall of 2004.

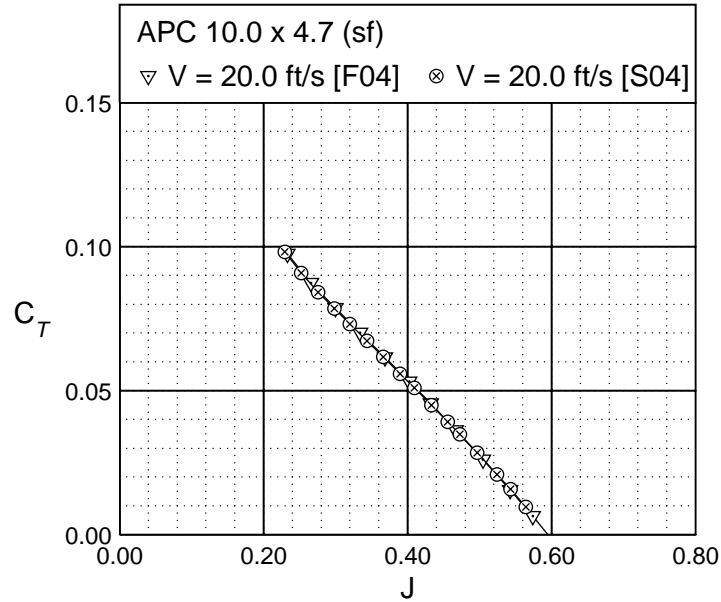


Figure 3.2: Thrust coefficient data for the APC 10×4.7 from the Summer and Fall of 2004.

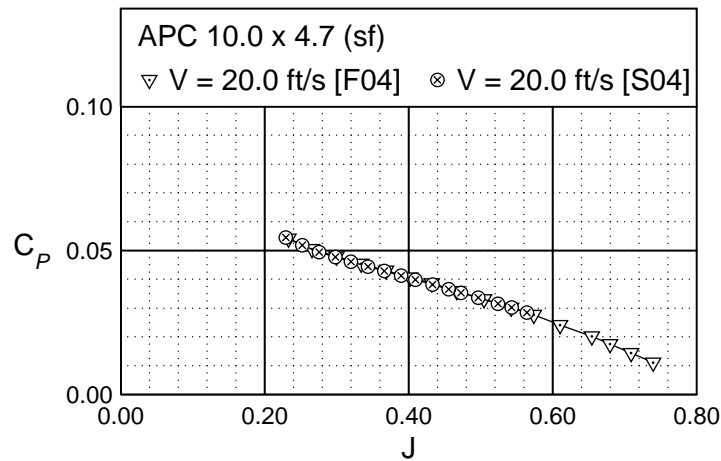


Figure 3.3: Power coefficient data for the APC 10×4.7 from the Summer and Fall of 2004.

3.3 Comparisons with Predictions

The last approach to validating the experimental data is to compare the measured performance data with predictions. For these comparisons, the APC Slow Flyer 10×7 and the Graupner CAM 11×4 propellers were examined. The predictions were made using blade-

element momentum theory implemented in the code PROPID (Ref. [22]), which derives its roots from the original PROP code documented in Refs. [25]–[30].

Desirable features of the code are that it allows for rapid design and analysis of propellers and wind turbines, accommodates different airfoil data for each blade element, and includes a three-dimensional post-stall airfoil performance synthesization method to account for the stall-delay effect. Although discrepancies between tests and predictions have been documented and discussed in the literature, the code has proven to be invaluable as a guide in designing of a series of successful wind turbine blade designs and propellers.

To define the propeller geometry used as input to PROPID, the propellers were photographed in top view and side view from which the propeller blade chord and twist distributions were extracted using the *PropellerScanner* software (Ref. [31]). These data are included in Chapter 5 along with the measured chord and twist distributions of all of the propellers tested. For the two airfoils discussed in this section, the airfoil shapes were estimated based on measurements, and representative airfoil performance data was created and used in the predictions. To mitigate issues concerning the validity of the airfoil data at the lowest Reynolds numbers, which occur toward the inboard section of the propeller blade and at the lowest propeller speed, only the data for the highest propeller speed of 6,000 RPM is presented. Comparisons between measurements and predictions are given in Figs. 3.4–3.9 for the APC Slow Flyer 10×7 and the Graupner CAM 11×4 propellers, respectively.

Overall, the results show that the predicted thrust and power coefficient data generally fall below measurements, but taken together the efficiency curves are in better agreement with experiment. The discrepancies in the thrust and power data are at present not explainable. Relatively large changes to airfoil data (more lift) and/or geometry (more pitch) must be made to drive the predictions closer to experiment. Changes such as these are not justifiable at present. Clearly, further study is warranted to better understand the aerodynamics of propellers at low Reynolds numbers.

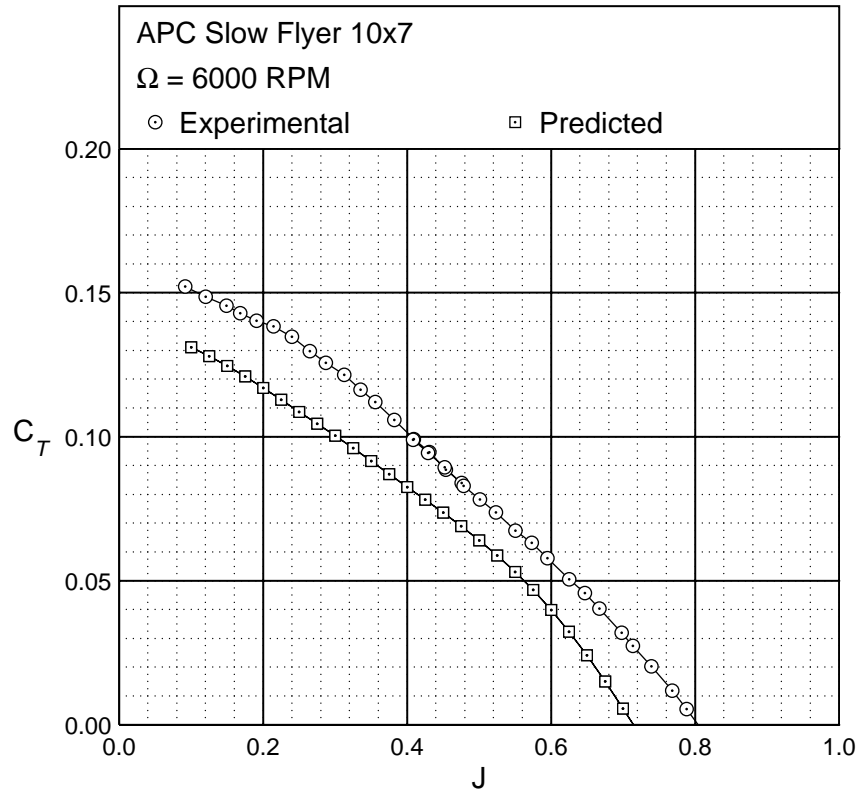


Figure 3.4: Experimental and predicted thrust coefficients for the APC Slow Flyer 10×7.

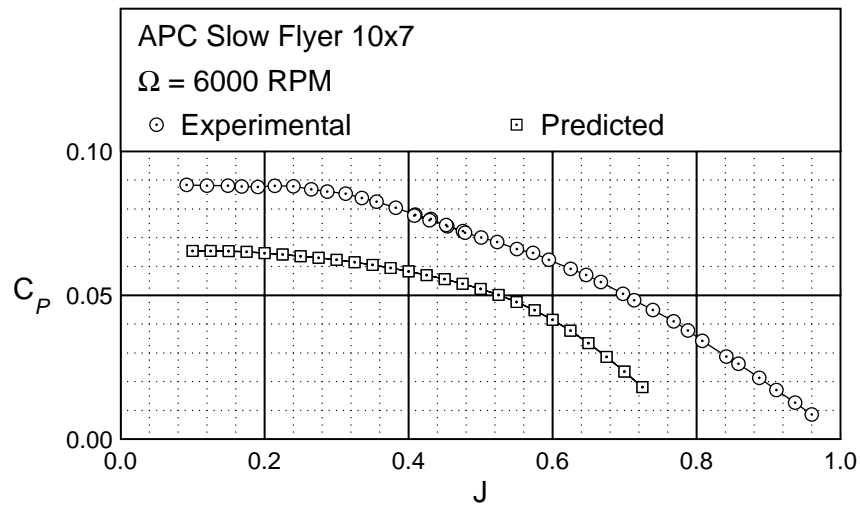


Figure 3.5: Experimental and predicted power coefficients for the APC Slow Flyer 10×7.

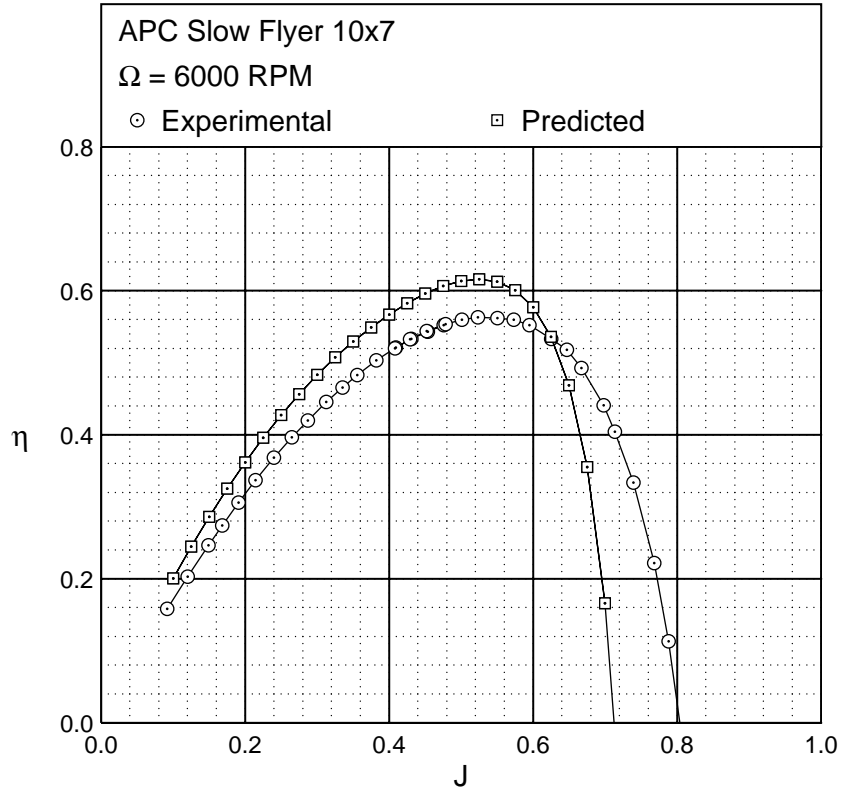


Figure 3.6: Experimental and predicted efficiencies for the APC Slow Flyer 10×7.

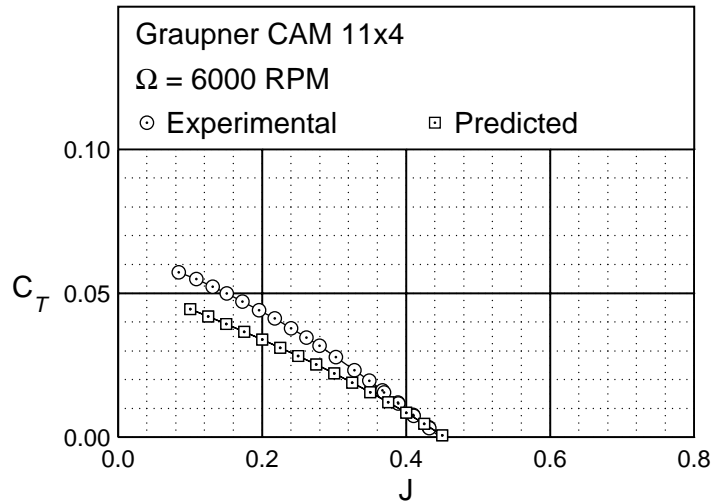


Figure 3.7: Experimental and predicted thrust coefficients for the Graupner CAM 11×4.

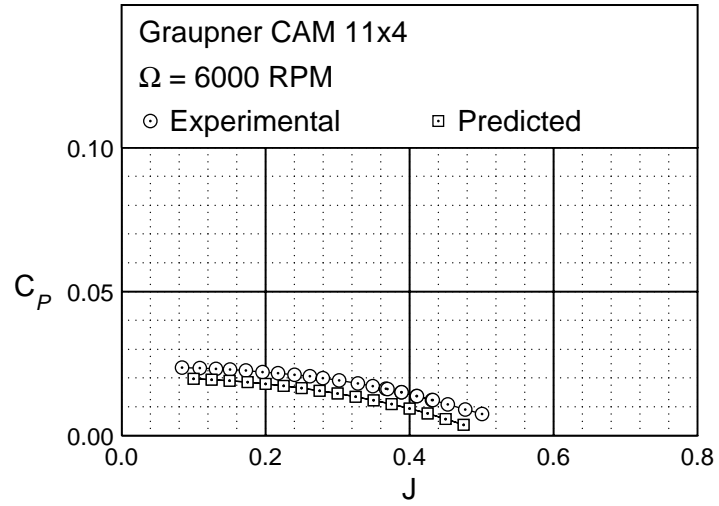


Figure 3.8: Experimental and predicted power coefficients for the Graupner CAM 11×4.

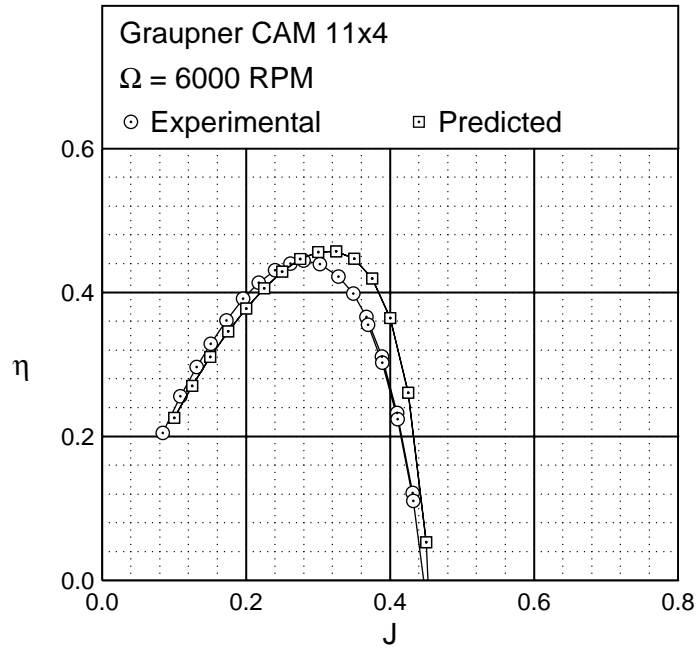


Figure 3.9: Experimental and predicted efficiencies for the Graupner CAM 11×4.

Chapter 4

Summary of Propeller Data

Although the propellers tested here are limited to non-folding, two-bladed propellers, a wide range of propeller styles were tested nonetheless. The majority of the propellers tested had diameters ranging from 9 in. to 11 in., though a few larger sizes were tested. For this series of tests, all of the propellers were tested without any alterations. Thus, any sharp and some times ragged leading edges that result from manufacturing processes remained. Some of the models tested are intended to be used on aircraft with electric motors, while others are designed to be used with fuel powered engines. With such a wide range of designs tested, a wide range of performance characteristics are observed. Here, the general trends found in the data are highlighted, although trends in the thrust and power coefficient are discussed briefly, the propeller efficiency is the main focus.

Looking at the entire set of data, one general trend is observed throughout. As the propeller speed is increased, the performance improves; this is most evident through increased efficiency. The degree of the improvement varies from propeller to propeller, but it is a trend that is consistent. This improvement is also seen in the thrust coefficient curves, as higher thrust coefficients are obtained with increasing propeller speed. The increased thrust is most easily seen looking at the static thrust plots in Chapter 5.

The performance improvement that accompanies the increased propeller speed is an expected trend given that the propellers are operating with low chord-based Reynolds numbers and that increasing the propeller speed increases the Reynolds number. The work presented

in Refs. [14]–[17], as well as myriad of other studies performed on low Reynolds aerodynamics, show that the aerodynamic performance of airfoils improves with increasing Reynolds numbers. Extending this improved performance to the airfoils on the propellers, shows that this trend is indeed expected. Below, in Sections 4.1–4.5, the trends observed for the different brands and styles are discussed.

4.1 APC Propellers

Three types of APC propellers were tested, namely the Slow Flyer, Sport, and Thin Electric propellers. Both the Slow Flyer and Thin Electric propellers are designed to be used solely with electric motors. The Sport propellers are designed to handle the increased torque produced by gas powered engines. The airfoil profiles on the Slow Flyer propellers are quite thin with a sharp leading edge, where the remaining two have thicker airfoil sections with rounded leading edges.

All of the APC propellers show some variation in the performance curves that is consistent with the overall trends. The Slow Flyers show the least variation in efficiency and the differences are larger near peak efficiency. The Sport propellers exhibit the largest efficiency variance that is observed over the entire range of advance ratio. Similar to the Slow Flyers, the Thin Electric propellers also show increased performance differences near peak efficiency. One interesting trend is found in the thrust and power coefficients for the Thin Electric propellers; it is seen that variations in these coefficients are dramatically increased over a small range of advance ratio near the peak efficiency.

4.2 Graupner Propellers

The four styles of Graupner propellers tested include the CAM, CAM Slim, Slim, and Super Nylon propellers. The former three are all designed specifically for use with electric motors,

and the latter are intended to be used with gas powered engines. The CAM and Super Nylon propellers are designed with moderately thick airfoils with conventional round leading edges; where as, the CAM Slim and Slim propellers are designed with much thinner airfoil sections that have sharp leading edges.

The CAM propellers all show significant differences in the efficiency curves over the range of propeller speeds. These differences are rooted in significant variations in the thrust characteristics and minor variations in the power characteristics. Both the CAM Slim and Slim propellers show only minor variations in peak efficiency, with the Slim propeller showing some of the smallest variations in performance. The CAM Slim propellers show minor variations in both the thrust and power coefficients over a small range of advance ratio that correspond to the region of peak efficiency. Finally, the Super Nylons show moderate variations in the efficiency, with increased differences seen near the peaks.

4.3 GWS Propellers

The two styles of GWS propellers that were tested are the Direct Drive and Slow Flyer propellers, both of which are designed to be used with electric motors. The Direct Drive propellers are designed to operate at higher rotational speeds, where the Slow Flyers are designed to operate at lower rotational speeds. Both styles of GWS propellers are designed with thin airfoils with sharp leading edges.

The GWS Direct Drive propellers show moderate variations in the peak efficiencies for the range of propeller speeds tested, where the Slow Flyers show minimal variations in the performance. Looking at the GWS Slow Flyer data, unique trends are observed in both the efficiency and coefficient curves. In all other cases tested, increasing the propeller speed increased the efficiency, thrust coefficient, and power coefficient by varying degrees. However, it is observed here that the GWS Slow Flyers have lower efficiencies, thrust coefficients, and power coefficients at higher advance ratio. These trends are believed to be a result of blade

flutter, as excessive noise was observed in a few extreme cases.

During the testing, at higher propeller and wind speeds, the GWS Slow Flyer propellers produced excessive noise and appeared to be fluttering. Two extreme cases were also observed in the testing. The first case was observed with the GWS 11×4.7 Slow Flyer. While operating at the highest propeller speed (6,000 RPM), after the propeller efficiency dropped below zero, the power coefficient leveled off (remaining positive in value) and prevented the propeller from entering the wind-milling state. The second extreme case was observed with the GWS 11×8 Slow Flyer operating at the highest propeller speed (5,700 RPM). Near the end of the run, the power coefficient began to level off, as was seen with the 11×4.7, but in this case, the blade shattered. These extreme cases show the ultimate results of the blade flutter, where the minor effects are seen in the degradation of performance.

4.4 Kyosho Propellers

The Kyosho propellers are designed specifically for use with electric motors and use moderately thick airfoils with round leading edges. The Kyosho propellers exhibit trends that are consistent with the overall trends discussed above. Over the range of propeller speeds tested, the efficiency is seen to increase by 5–10%, where the largest improvements are seen in the region near peak efficiency. For varying propeller speeds, the power coefficients curves are insensitive to Reynolds number at low advance ratio but begin to deviate from one another at higher advance ratios. Unique to this series of propellers is the lack of a consistent trend in the thrust coefficient curves; for each propeller, the differences seen in the thrust coefficient curves differ.

4.5 Master Airscrew Propellers

The Master Airscrew propellers tested included propellers limited to electric applications as well as propellers that could be used with either gas powered engines or electric motors. The Electric series are designed to only be used with electric motors. Both the G/F and Scimitar series are designed for use with gas powered engines but can be easily used with electric motors as well. The Master Airscrew propellers are designed with relatively thick airfoils with round leading edges, but they have a sharp leading edge that is a result of the manufacturing process.

The Master Airscrew Electric series show performance variations that are moderate in magnitude and consistent with the overall trends. The G/F series show some of the largest variations in both the efficiency and thrust coefficient curves, as the differences are exacerbated for the lower pitched propellers. The Master Airscrew G/F 11×4 shows that the peak efficiency nearly doubles over the range of propeller speeds tested, see Fig. 5.410. The Scimitar series shows moderate changes in performance for varying propeller speeds, where the differences are magnified over certain ranges of advance ratio.

Chapter 5

Propeller Geometry and Performance Data

In this chapter, the geometric characteristics and performance data is provided for all of the propellers tested, which are listed in Table 5.1. In addition, a summary of the static efficiency (C_T/C_P) is provided in Table 5.2; the data presented here was found by interpolating the experimental data. Appendices A–C provide tabular forms of the data presented here.

For each propeller tested, the true diameter is given along with the chord and twist distributions. A summary of the geometric inputs and outputs from the propeller digitization process is provided in Appendix A. For each propeller, this table gives the true diameter, the chord length at the 75% blade station, and the root and tip thickness ratio corrections used by the *PropellerScanner* software.

The performance data for each propeller is summarized in five plots that show the efficiency, thrust coefficient, and power coefficient as functions of the advance ratio and the static thrust and power coefficient as functions of propeller speed. For reference purposes, the Reynolds number, which is calculated using the chord length and rotational speed at the 75% blade station, is also provided on the static performance plots.

Table 5.1: List of Propellers Tested

Brand	Style	Model	Designation
APC	Slow Flyer	LP09047	9×4.7
		LP09060sf	9×6
		LP10047	10×4.7
		LP10070sf	10×7
		LP11038sf	11×3.8
		LP11047	11×4.7
		LP11070sf	11×7
APC	Sport	LP09050	9×5
		LP09070	9×7
		LP10060	10×6
		LP10080	10×8
		LP11040	11×4
		LP11050	11×5
		LP11060	11×6
		LP11070	11×7
		LP11080	11×8
		LP11090	11×9
LP14013	14×13		
APC	Thin Electric	LP09045e	9×4.5
		LP09060e	9×6
		LP10050e	10×5
		LP10070e	10×7
		LP11055e	11×5.5

Table 5.1: List of Propellers Tested (*continued*).

Brand	Style	Model	Designation
APC	Thin Electric	LP11070e	11×7
		LP11080e	11×8
		LP11085e	11×8.5
		LP11010e	11×10
		LP14012e	14×12
		LP17012e	17×12
		LP19012e	19×12
Graupner	CAM Prop	1360.23.10	9×4
		1360.23.15	9×6
		1360.25.15	10×6
		1360.25.20	10×8
		1360.28.10	11×4
		1360.28.15	11×6
		1360.28.20	11×8
Graupner	CAM Slim Prop	1372.23.15	9×6
		1372.25.15	10×6
		1372.25.20	10×8
Graupner	Slim Prop	1372.23.12	9×5
Graupner	Super Nylon	1316.23.12	9×5
		1316.23.18	9×7
		1316.25.15	10×6
		1316.25.18	10×7
		1316.28.15	11×6

Table 5.1: List of Propellers Tested (*continued*).

Brand	Style	Model	Designation
Graupner	Super Nylon	1316.28.20	11×8
GWS	Direct Drive	EP-9050	9×5
		EP-1060	10×6
		EP-1170	11×7
GWS	Slow Flyer	EP-0947	9×4.7
		EP-9070	9×7
		EP-1047	10×4.7
		EP-1080	10×8
		EP-1147	11×4.7
		EP-1180	11×8
Kyosho		90409-06	9×6
		90410-06	10×6
		90410-07	10×7
		90411-07	11×7
		90411-09	11×9
Master Airscrew	Electric	E0960	9×6
		E1070	10×7
		E1170	11×7
Master Airscrew	G/F	G0940	9×4
		9x6	9×6
		K1060	10×6
		K1080	10×8
		11x4	11×4

Table 5.1: List of Propellers Tested (*continued*).

Brand	Style	Model	Designation
Master Airscrew	G/F	11x6	11×6
		11x7	11×7
		11x8	11×8
Master Airscrew	Scimitar	0950S	9×5
		0970S	9×7
		1050S	10×5
		1070S	10×7
		1160S	11×6
		1170S	11×7
		1180S	11×8

Table 5.2: Summary of Static Performance.

Propeller			C_T/C_P				
			Ω (RPM)				
Brand	Style	Designation	2000	3000	4000	5000	6000
APC	Slow Flyer	9×4.7	–	2.12	2.15	2.17	2.19
		9×6	–	1.82	1.79	1.74	1.69
		10×4.7	–	2.21	2.22	2.21	2.20
		10×7	–	1.89	1.86	1.83	–
		11×3.8	–	2.68	2.69	2.70	2.68
		11×4.7	2.47	2.51	2.51	2.49	2.46
		11×7	2.05	2.05	2.02	1.98	–
APC	Sport	9×5	–	1.72	1.83	1.93	2.04
		9×7	–	1.41	1.52	1.60	1.71
		10×6	–	1.72	1.81	1.93	2.04
		10×8	1.27	1.34	1.39	1.43	1.54
		11×4	1.88	2.10	2.24	2.51	2.61
		11×5	1.93	2.11	2.34	2.49	2.54
		11×6	1.78	1.94	2.09	2.23	2.31
		11×7	1.62	1.79	1.93	2.05	2.15
		11×8	1.52	1.63	1.82	2.01	–
		11×9	1.32	1.40	1.47	1.56	–
		14×13	1.23	1.32	–	–	–
APC	Thin Electric	9×4.5	–	2.11	2.22	2.27	2.29
		9×6	–	1.89	1.94	1.98	2.01
		10×5	–	2.25	2.31	2.34	2.35

Table 5.2: Summary of Static Performance (*continued*).

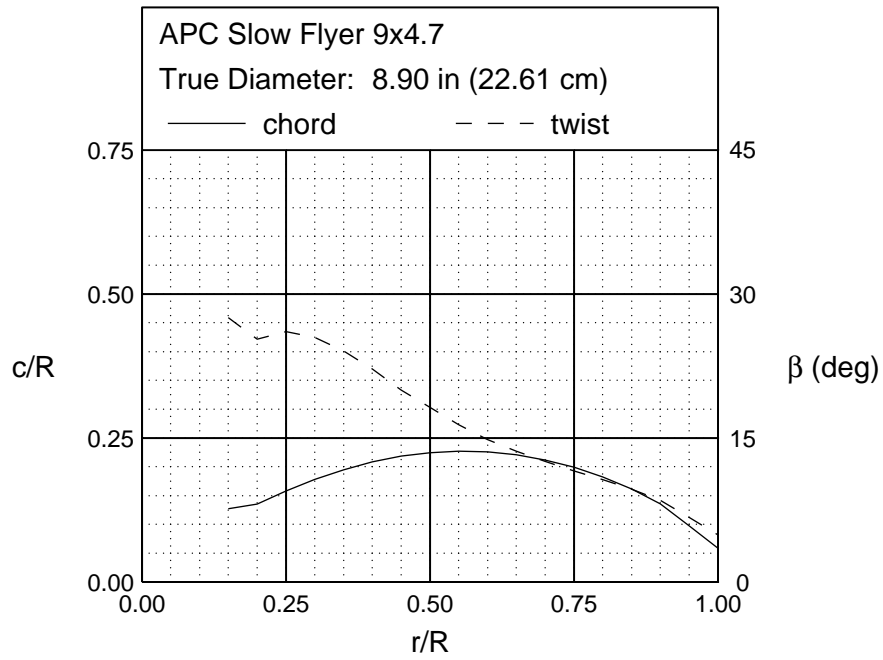
Propeller			C_T/C_P				
Brand	Style	Designation	Ω (RPM)				
			2000	3000	4000	5000	6000
APC	Thin Electric	10×7	1.61	1.70	1.75	1.81	1.98
		11×5.5	2.33	2.58	2.66	2.68	2.68
		11×7	2.04	2.22	2.32	2.34	2.35
		11×8	1.80	1.88	1.90	1.95	2.14
		11×8.5	1.58	1.66	1.70	1.71	1.85
		11×10	1.32	1.28	1.26	1.26	–
		14×12	1.37	1.39	–	–	–
		17×12	1.64	1.67	–	–	–
		19×12	2.28	2.36	–	–	–
Graupner	CAM	9×4	–	1.86	2.00	2.15	2.28
		9×6	–	1.59	1.74	1.81	1.92
		10×6	1.65	1.86	2.07	2.19	2.24
		10×8	1.33	1.45	1.57	1.60	1.65
		11×4	–	2.30	2.50	2.64	2.82
		11×6	1.89	2.17	2.39	2.60	2.66
		11×8	1.51	1.68	1.81	1.95	1.99
Graupner	CAM	9×6	–	1.51	1.53	1.54	1.55
		10×6	–	1.93	1.96	1.97	1.97
		10×8	–	1.49	1.51	1.53	1.53
Graupner	Slim	9×5	–	2.09	2.17	2.22	2.26

Table 5.2: Summary of Static Performance (*continued*).

Propeller			C_T/C_P				
			Ω (RPM)				
Brand	Style	Designation	2000	3000	4000	5000	6000
Graupner	Super Nylon	9×5	–	1.88	1.99	2.06	2.10
		9×7	–	1.67	1.74	1.76	1.77
		10×6	–	2.01	2.12	2.15	2.17
		10×7	1.78	1.93	1.95	1.96	1.98
		11×6	2.24	2.36	2.43	2.47	2.49
		11×8	–	2.13	2.17	2.19	–
GWS	Direct Drive	9×5	–	2.13	2.23	2.30	2.34
		10×6	–	2.29	2.35	2.37	2.36
		11×7	–	2.47	2.54	2.55	2.57
GWS	Slow Flyer	9×4.7	–	2.01	2.06	2.11	2.15
		9×7	–	1.64	1.62	1.60	1.49
		10×4.7	–	2.09	2.13	2.14	2.13
		10×8	–	1.83	1.84	1.83	–
		11×4.7	–	2.37	2.40	2.43	2.42
		11×8	1.97	1.96	1.93	1.68	–
Kyosho		9×6	–	1.80	1.97	2.06	2.09
		10×6	–	1.62	1.74	1.80	1.83
		10×7	–	1.44	1.61	1.79	1.98
		11×7	–	2.08	2.19	2.24	2.26
		11×9	1.28	1.44	1.87	1.94	1.96

Table 5.2: Summary of Static Performance (*continued*).

Propeller			C_T/C_P				
			Ω (RPM)				
Brand	Style	Designation	2000	3000	4000	5000	6000
Master Airscrew	Electric	9×6	–	1.35	1.41	1.49	1.56
		10×7	–	1.61	1.76	1.92	1.93
		11×7	–	1.71	1.83	1.97	–
Master Airscrew	G/F	9×4	–	1.84	2.08	2.21	2.29
		9×6	–	1.63	1.91	2.01	2.07
		10×6	–	2.07	2.17	2.22	2.24
		10×8	1.74	1.90	1.92	1.92	1.92
		11×4	–	2.35	2.60	2.73	2.81
		11×6	–	2.32	2.43	2.49	2.52
		11×7	–	2.26	2.40	2.47	2.51
		11×8	1.91	2.13	2.22	2.24	2.26
Master Airscrew	Scimitar	9×5	–	1.47	1.56	1.67	1.79
		9×7	–	1.61	1.86	1.94	1.97
		10×5	–	1.60	1.67	1.79	1.91
		10×7	–	1.81	1.95	1.98	1.99
		11×6	–	1.80	1.96	2.15	2.27
		11×7	–	1.88	2.03	2.17	2.28
		11×8	1.72	2.02	2.14	2.17	2.18



Front View



Side View

Figure 5.1: APC Slow Flyer 9×4.7 geometric characteristics.

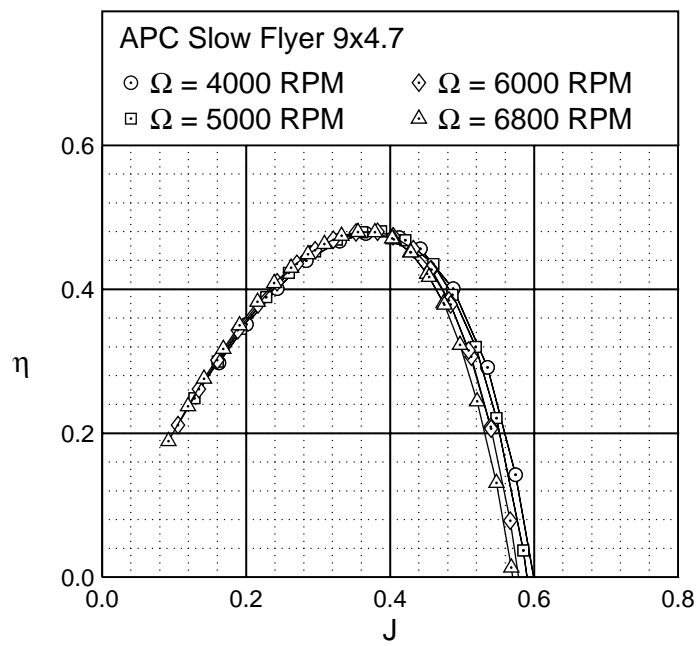


Figure 5.2: APC Slow Flyer 9×4.7 efficiency curves.

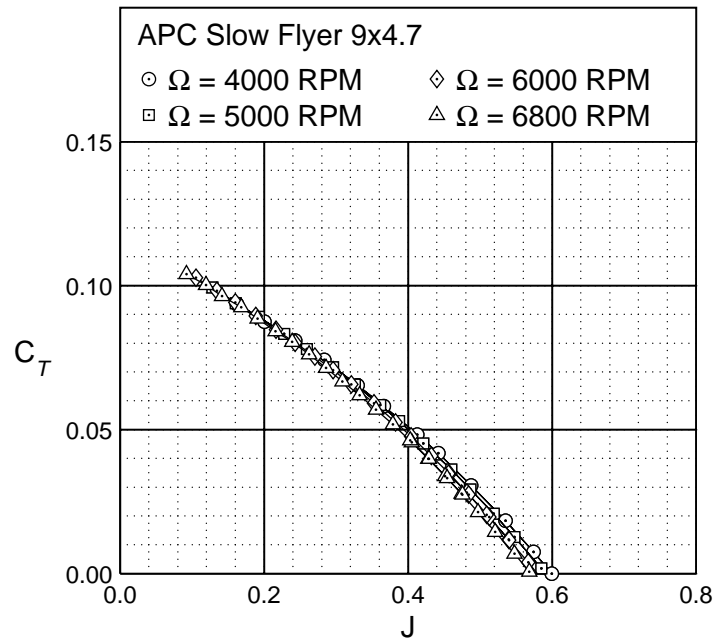


Figure 5.3: APC Slow Flyer 9×4.7 thrust characteristics.

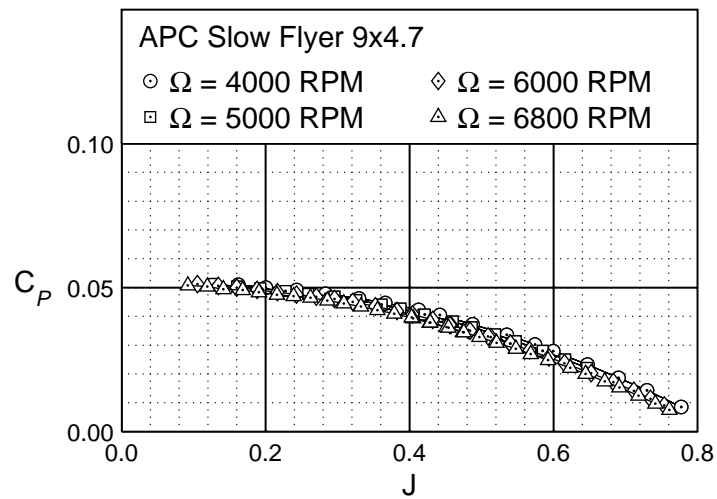


Figure 5.4: APC Slow Flyer 9×4.7 power characteristics.

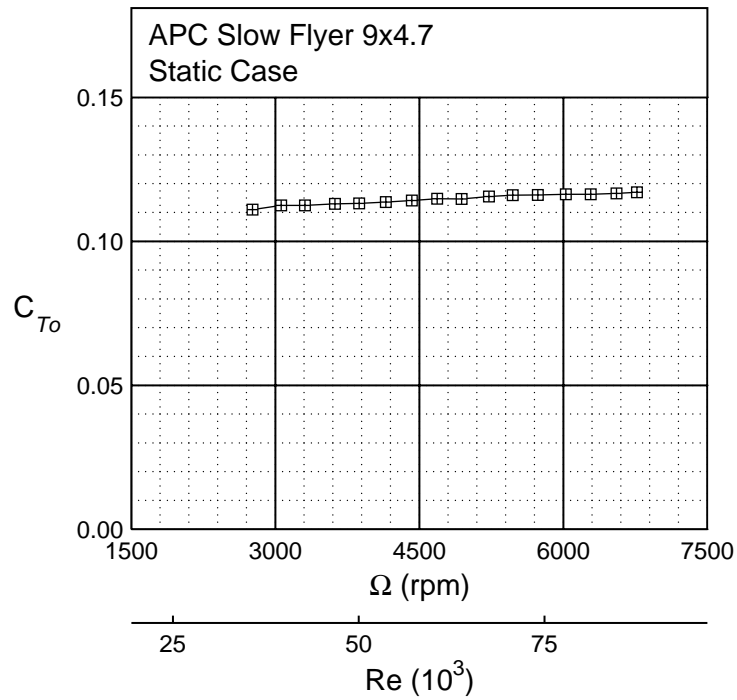


Figure 5.5: APC Slow Flyer 9x4.7 static thrust.

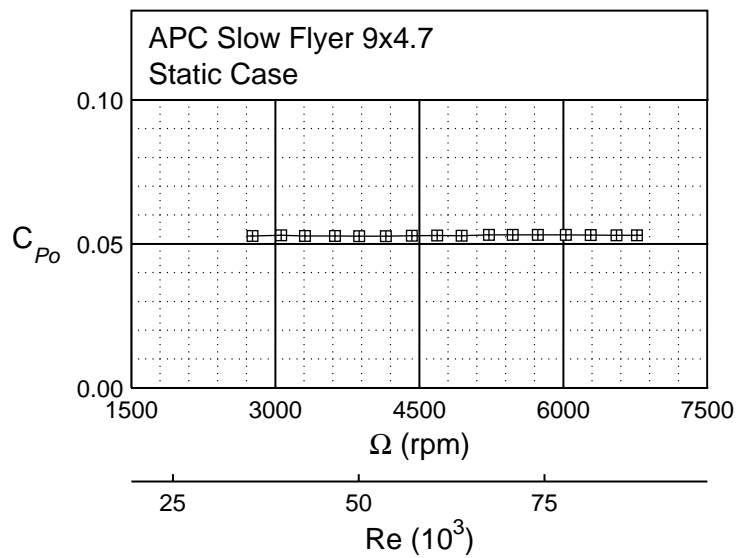
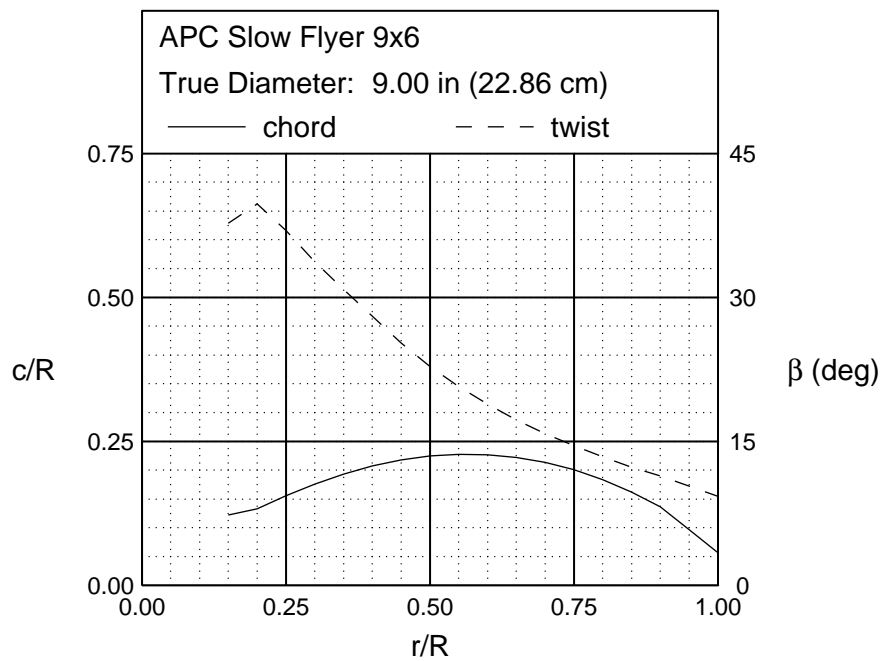


Figure 5.6: APC Slow Flyer 9x4.7 static power.



Front View



Side View

Figure 5.7: APC Slow Flyer 9×6 geometric characteristics.

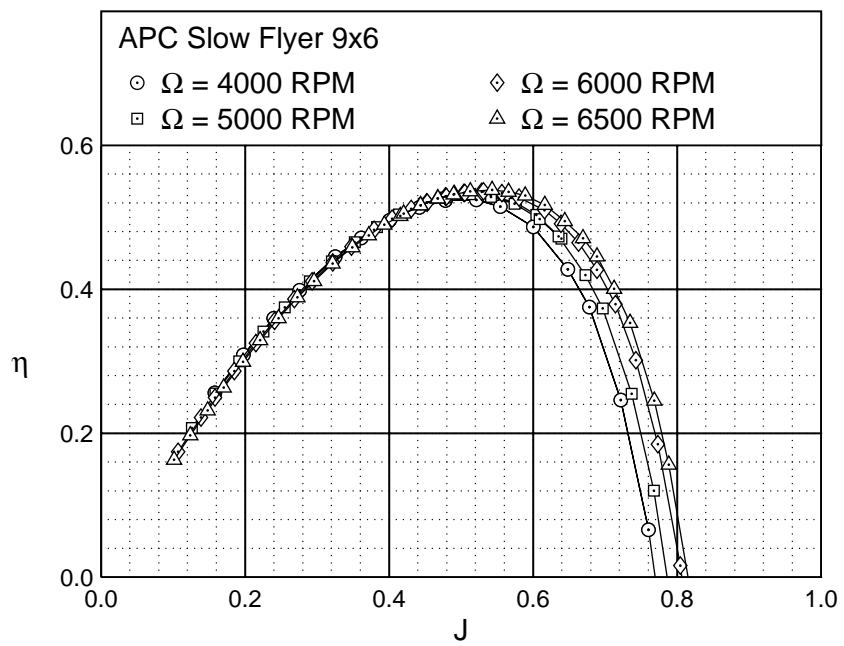


Figure 5.8: APC Slow Flyer 9×6 efficiency curves.

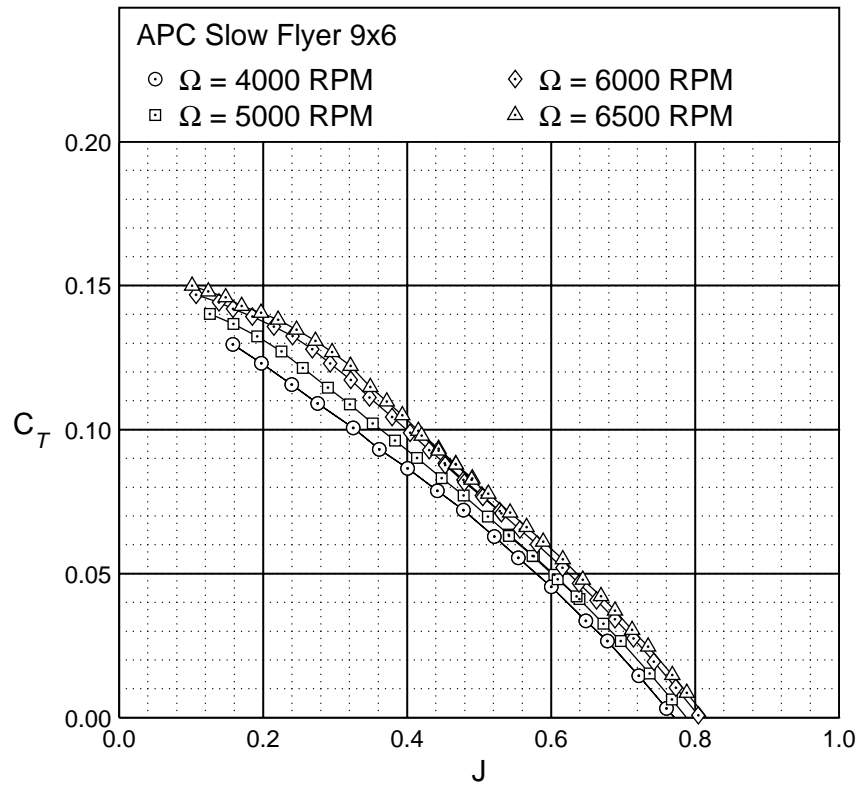


Figure 5.9: APC Slow Flyer 9×6 thrust characteristics.

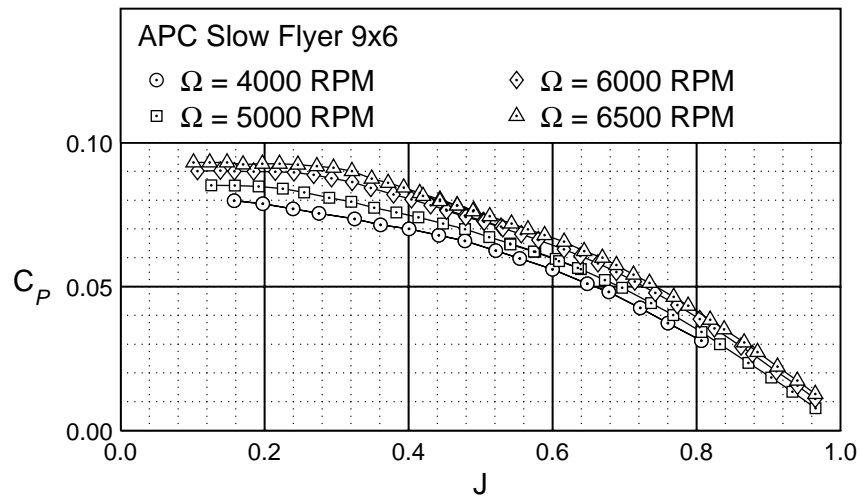


Figure 5.10: APC Slow Flyer 9×6 power characteristics.

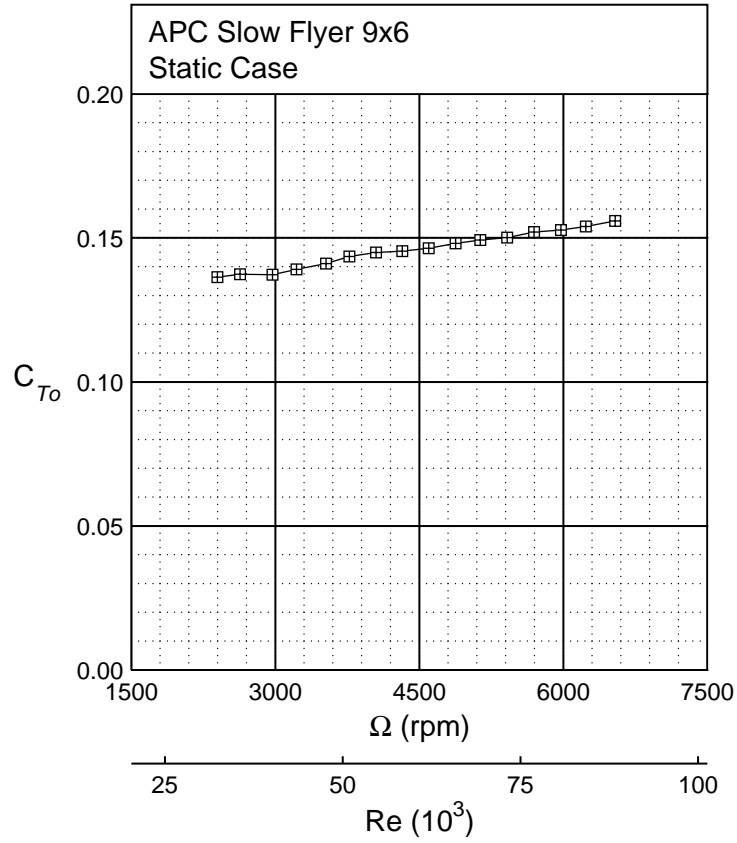


Figure 5.11: APC Slow Flyer 9×6 static thrust.

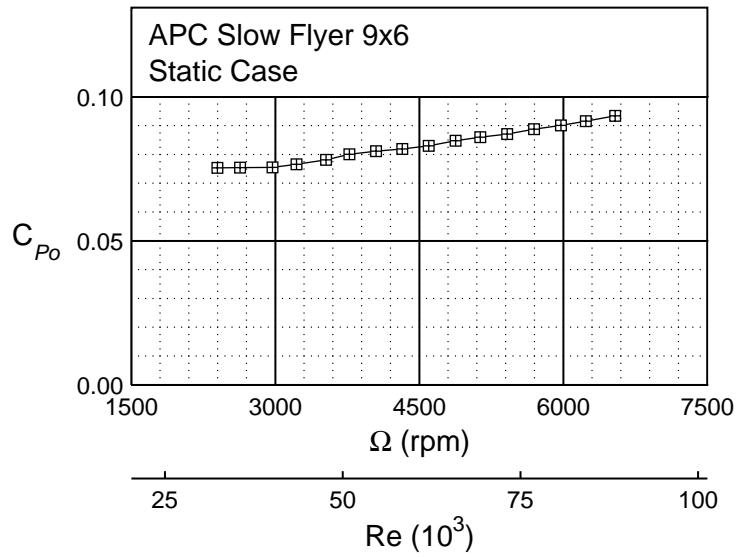
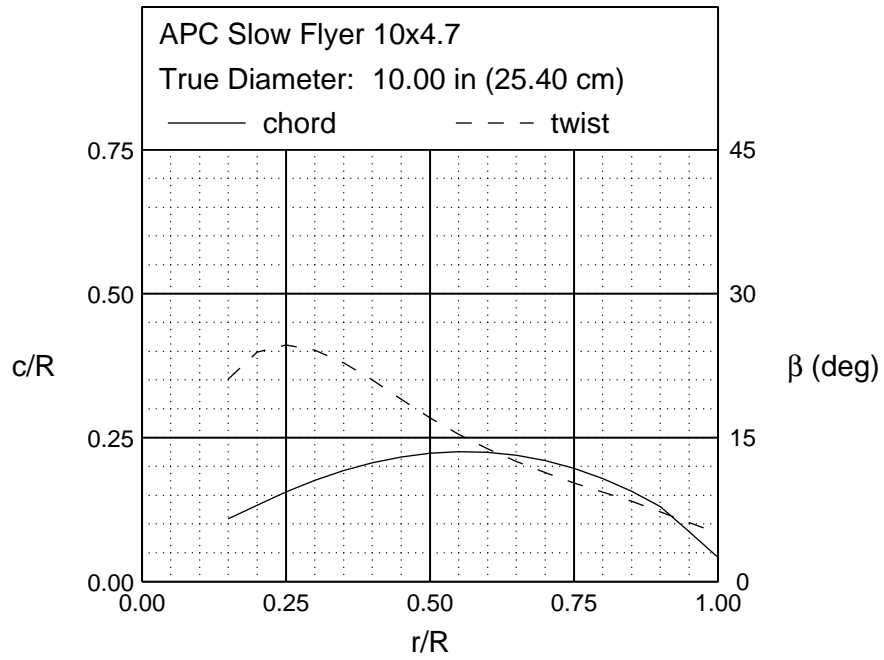


Figure 5.12: APC Slow Flyer 9×6 static power.



Front View



Side View

Figure 5.13: APC Slow Flyer 10×4.7 geometric characteristics.

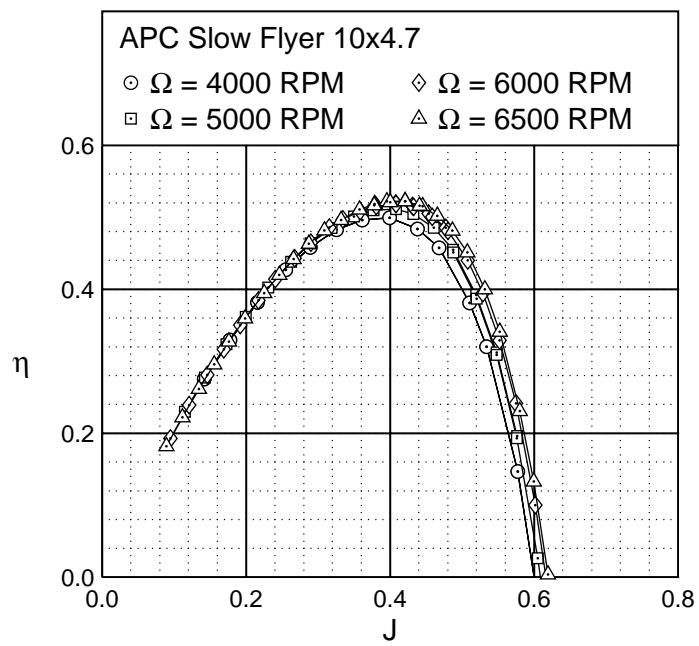


Figure 5.14: APC Slow Flyer 10×4.7 efficiency curves.

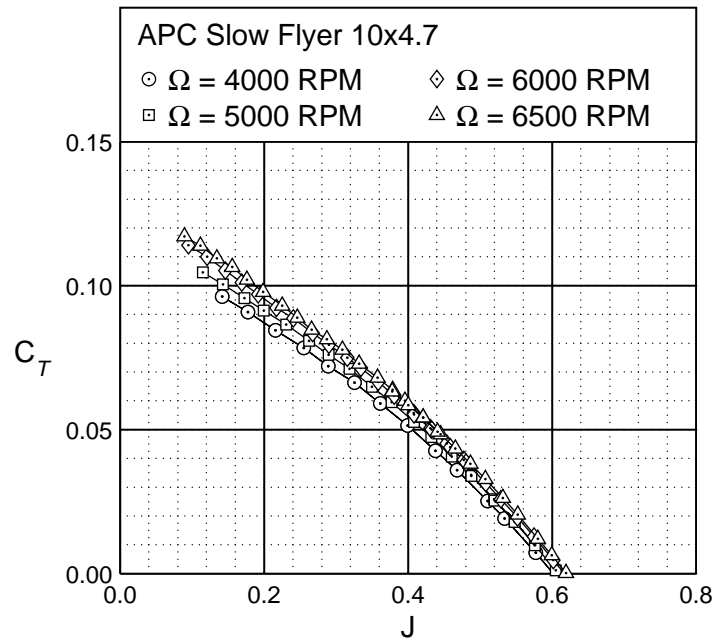


Figure 5.15: APC Slow Flyer 10×4.7 thrust characteristics.

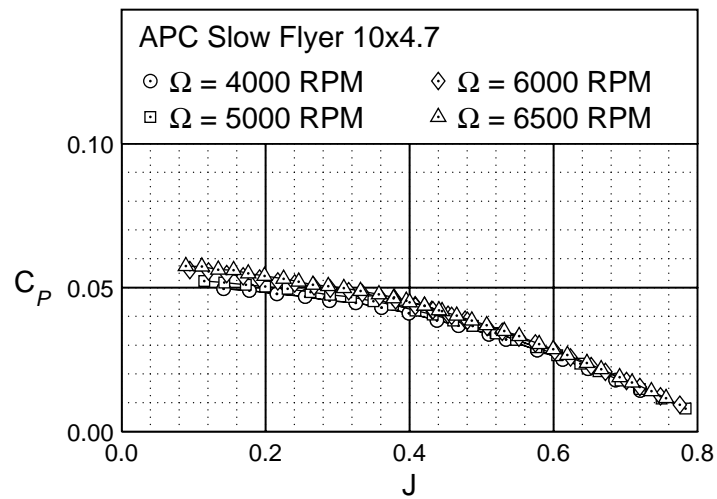


Figure 5.16: APC Slow Flyer 10×4.7 power characteristics.

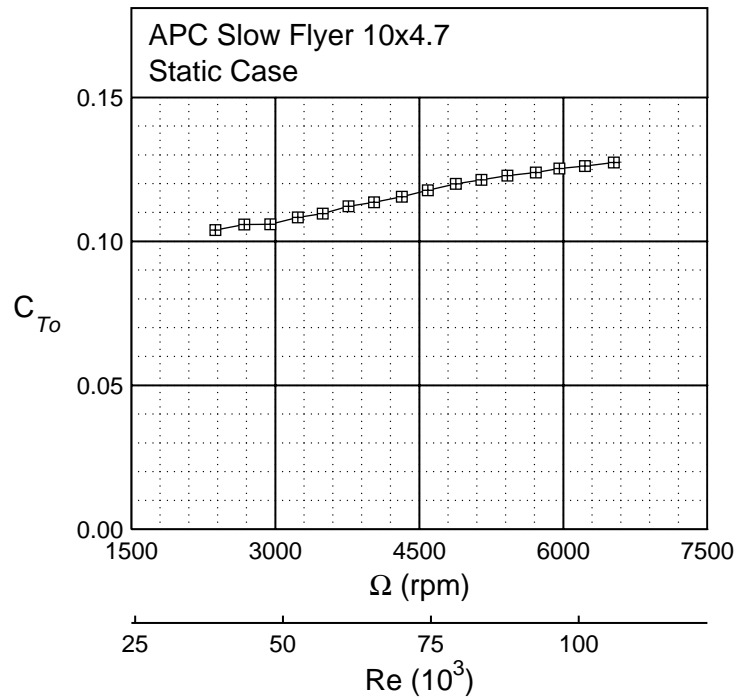


Figure 5.17: APC Slow Flyer 10×4.7 static thrust.

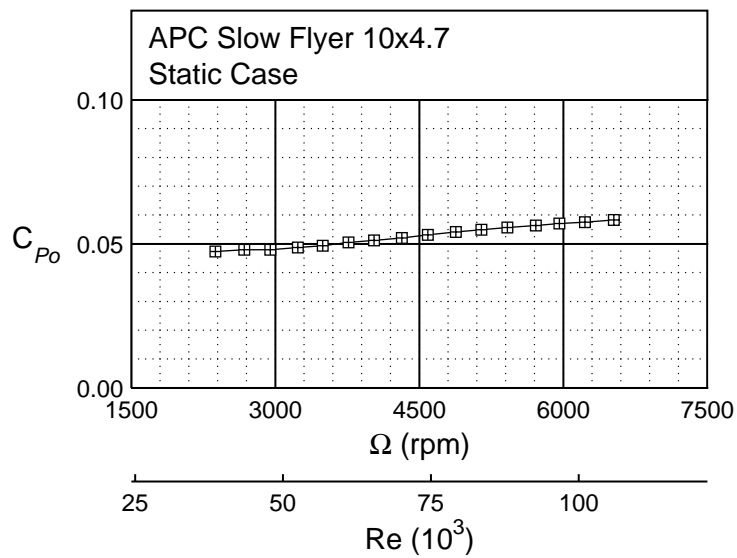
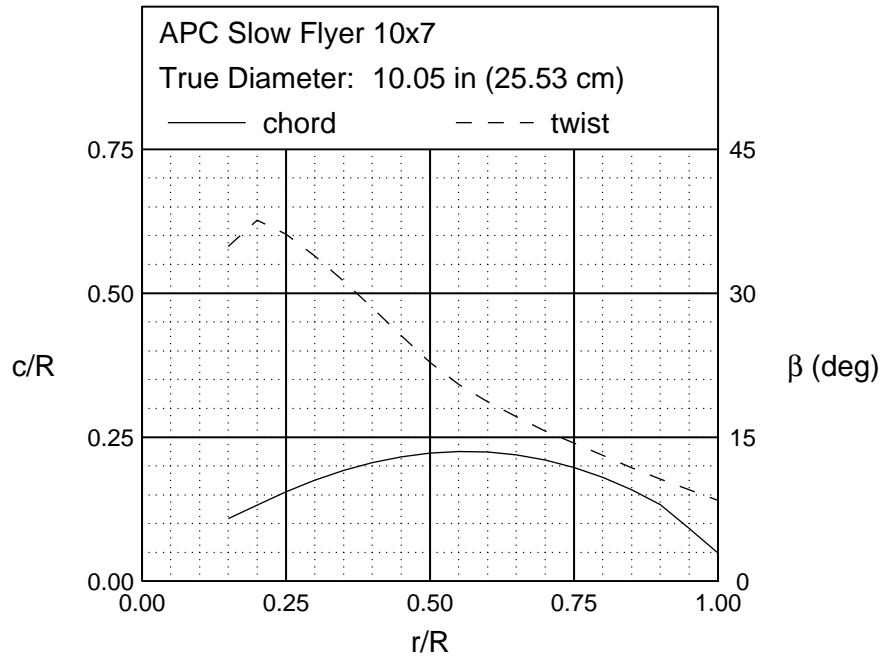


Figure 5.18: APC Slow Flyer 10×4.7 static power.



Front View



Side View

Figure 5.19: APC Slow Flyer 10×7 geometric characteristics.

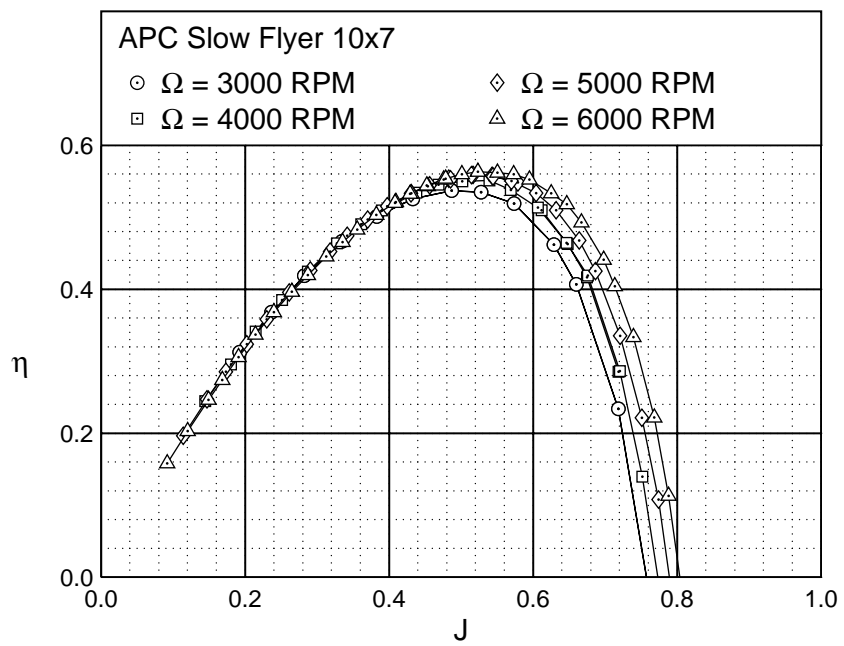


Figure 5.20: APC Slow Flyer 10×7 efficiency curves.

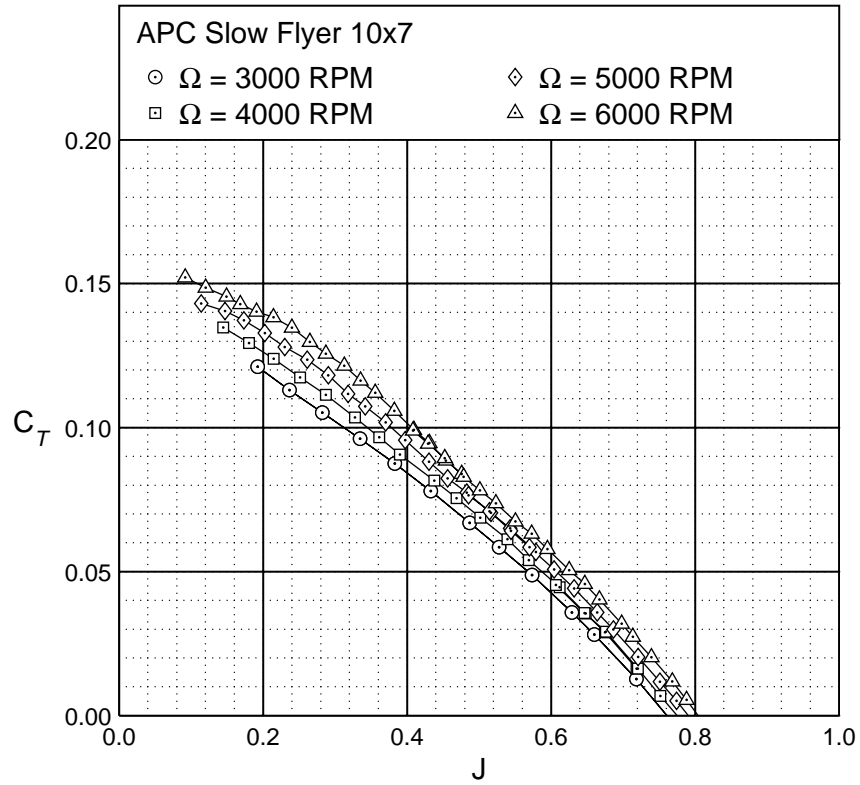


Figure 5.21: APC Slow Flyer 10×7 thrust characteristics.

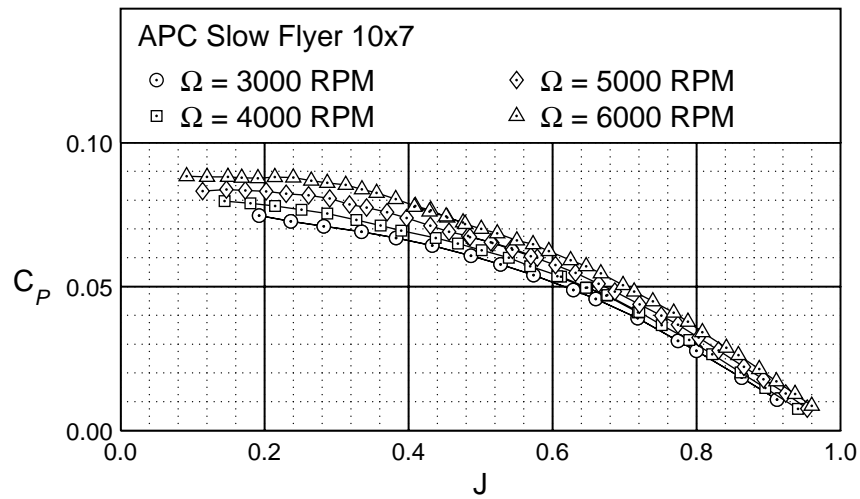


Figure 5.22: APC Slow Flyer 10×7 power characteristics.

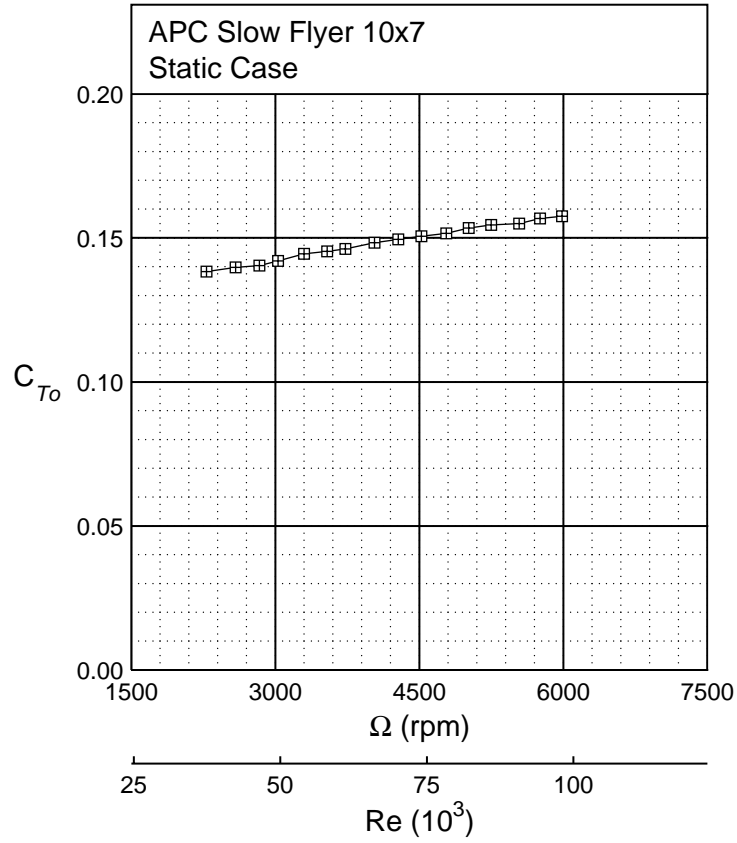


Figure 5.23: APC Slow Flyer 10×7 static thrust.

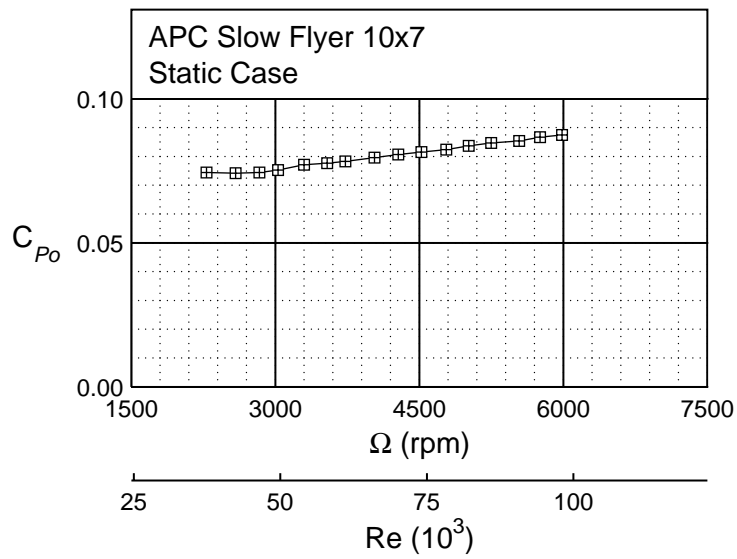
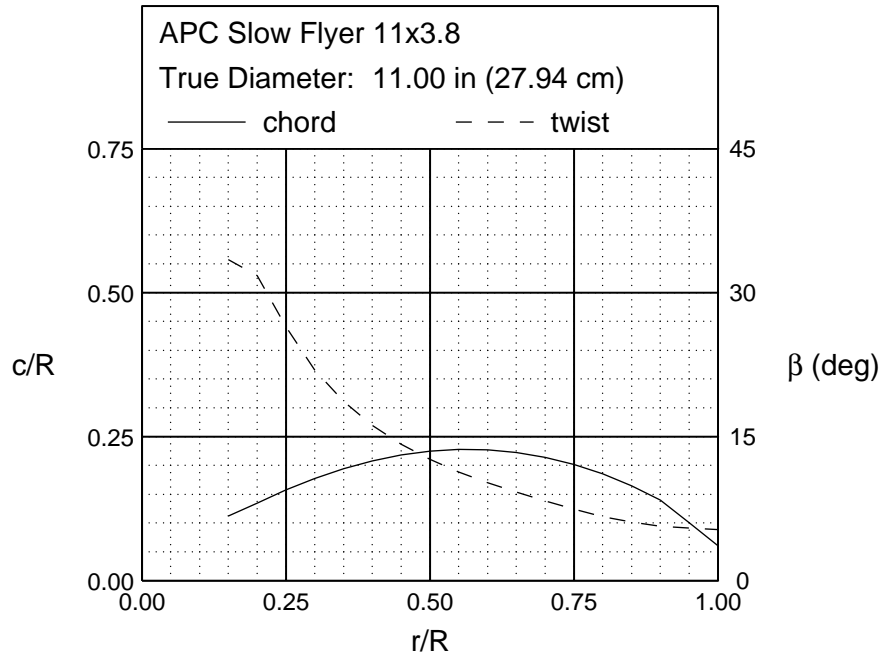


Figure 5.24: APC Slow Flyer 10×7 static power.



Front View



Side View

Figure 5.25: APC Slow Flyer 11×3.8 geometric characteristics.

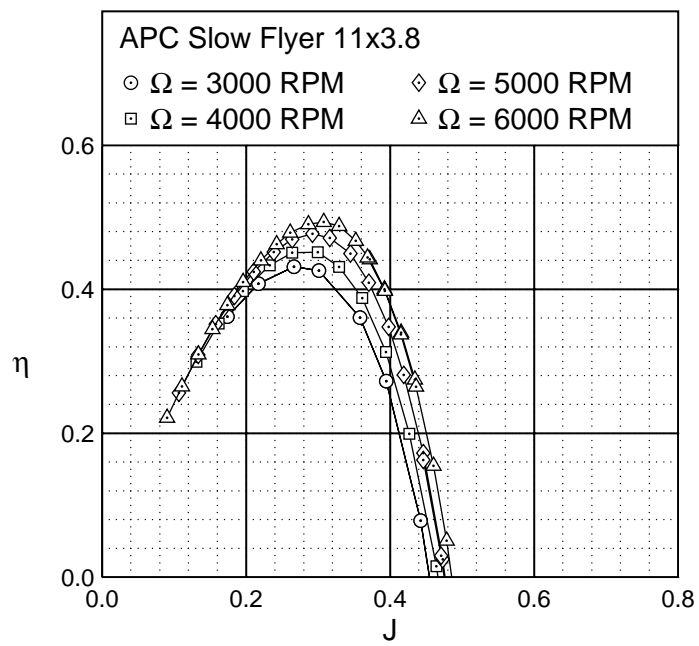


Figure 5.26: APC Slow Flyer 11x3.8 efficiency curves.

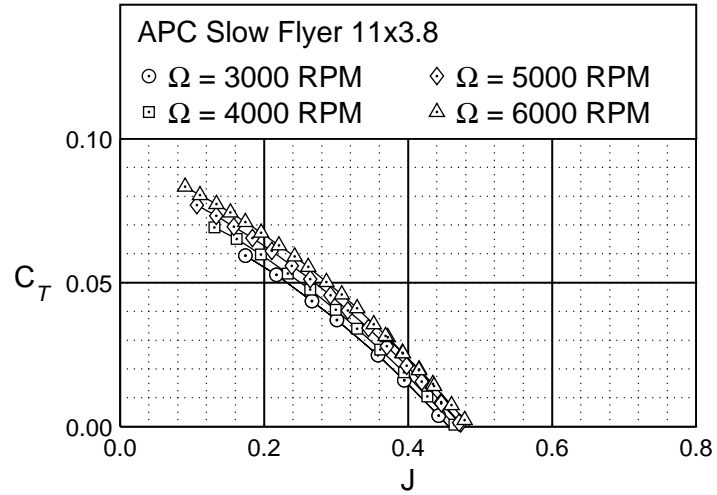


Figure 5.27: APC Slow Flyer 11×3.8 thrust characteristics.

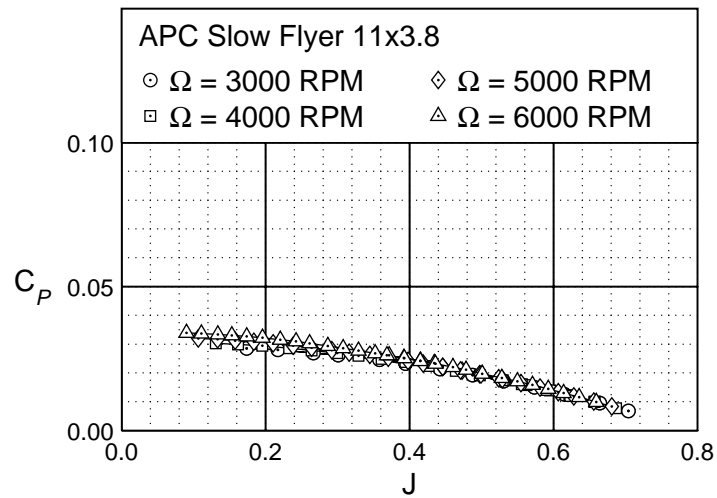


Figure 5.28: APC Slow Flyer 11×3.8 power characteristics.

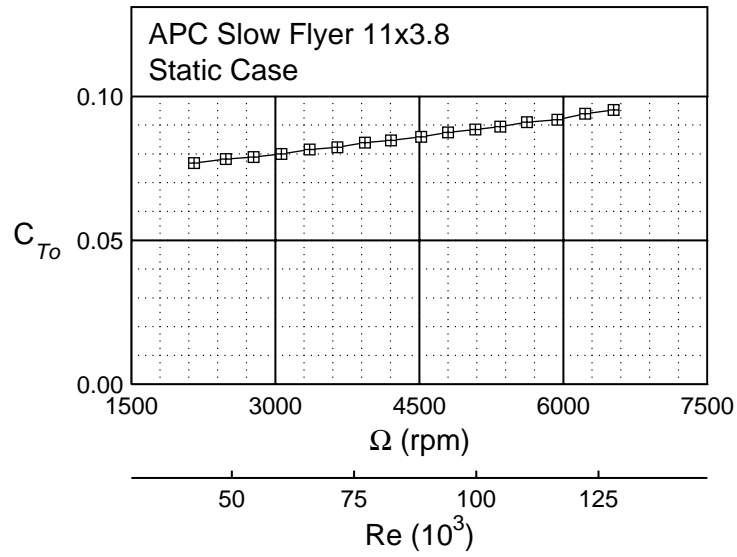


Figure 5.29: APC Slow Flyer 11×3.8 static thrust.

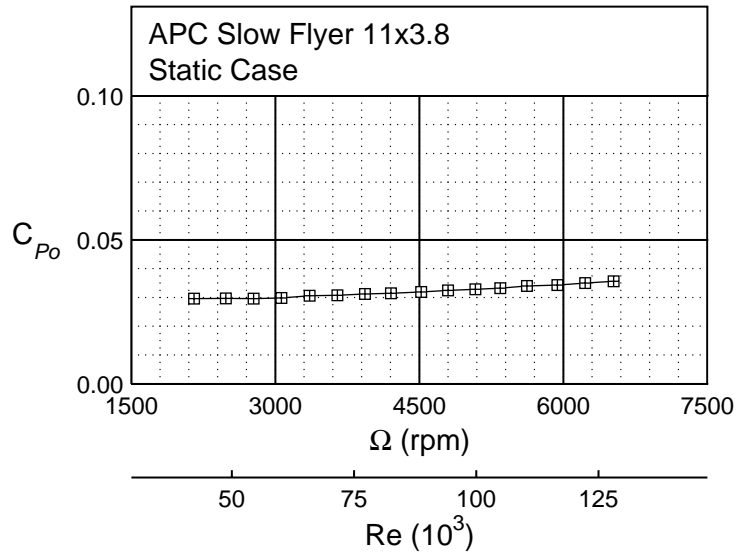
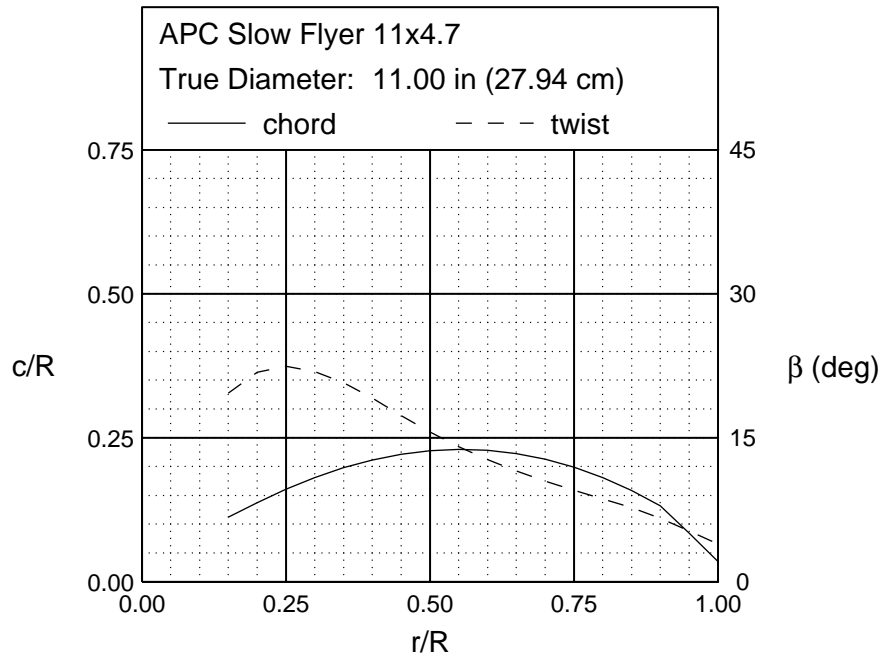


Figure 5.30: APC Slow Flyer 11×3.8 static power.



Front View



Side View

Figure 5.31: APC Slow Flyer 11×4.7 geometric characteristics.

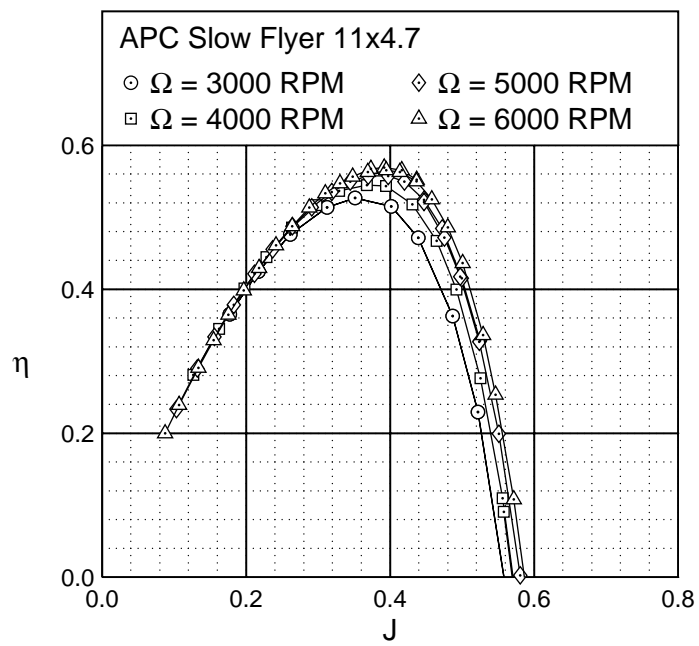


Figure 5.32: APC Slow Flyer 11x4.7 efficiency curves.

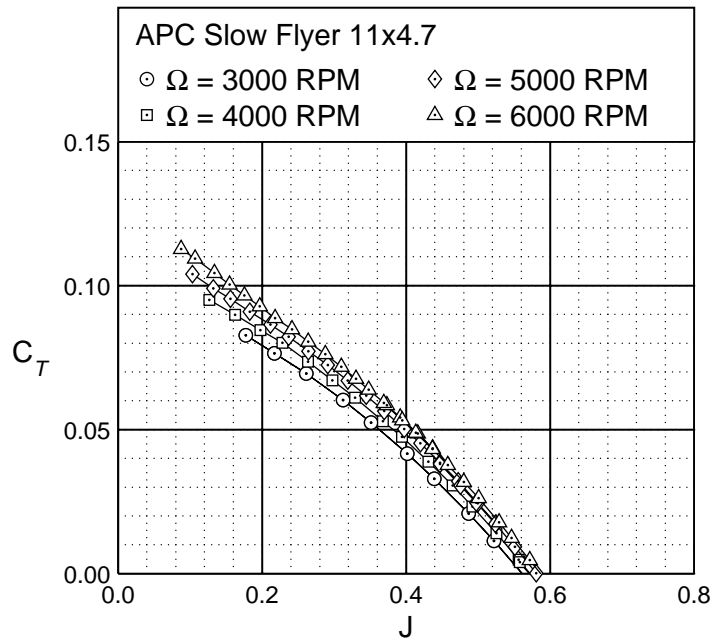


Figure 5.33: APC Slow Flyer 11x4.7 thrust characteristics.

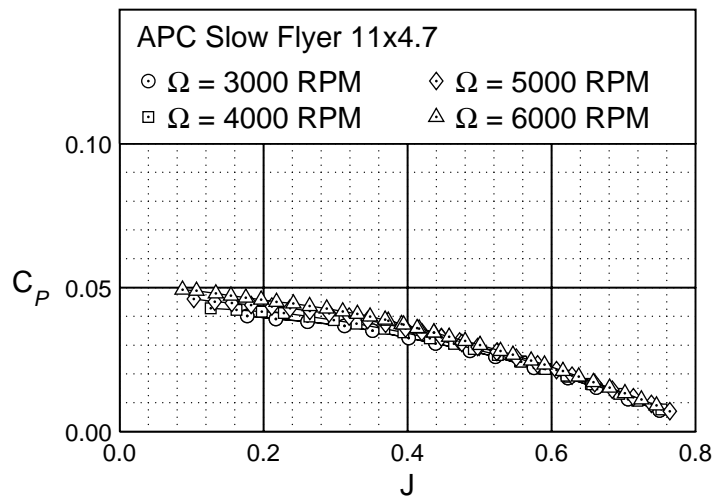


Figure 5.34: APC Slow Flyer 11x4.7 power characteristics.

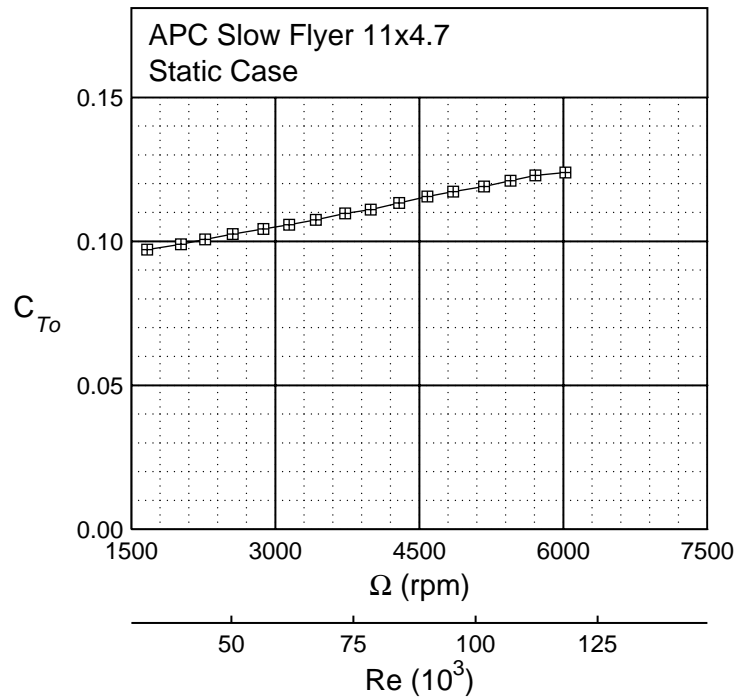


Figure 5.35: APC Slow Flyer 11×4.7 static thrust.

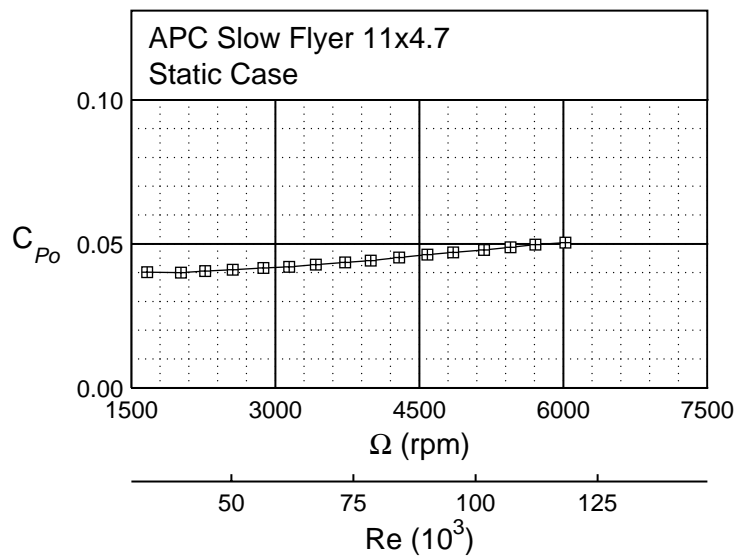
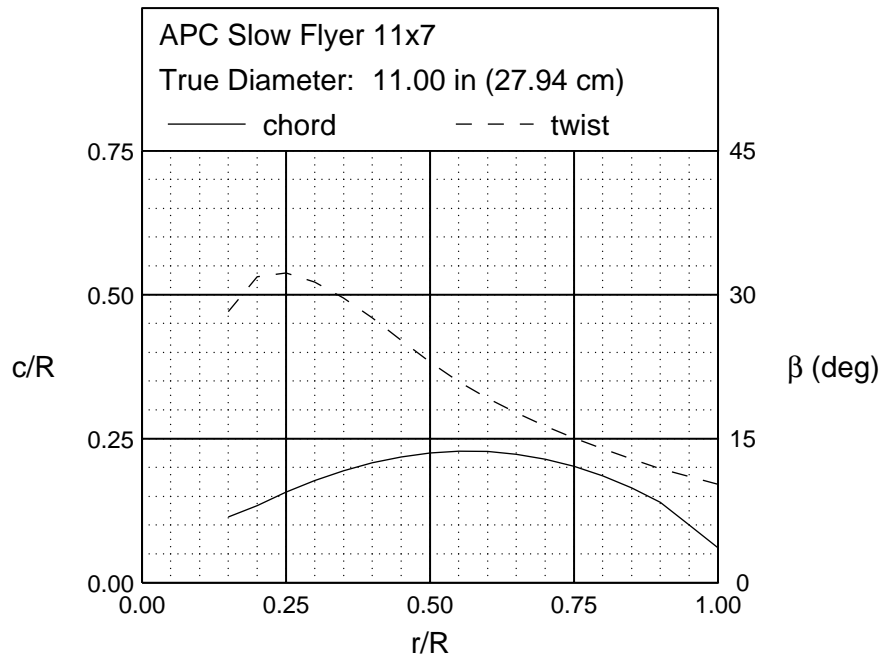


Figure 5.36: APC Slow Flyer 11×4.7 static power.



Front View



Side View

Figure 5.37: APC Slow Flyer 11x7 geometric characteristics.

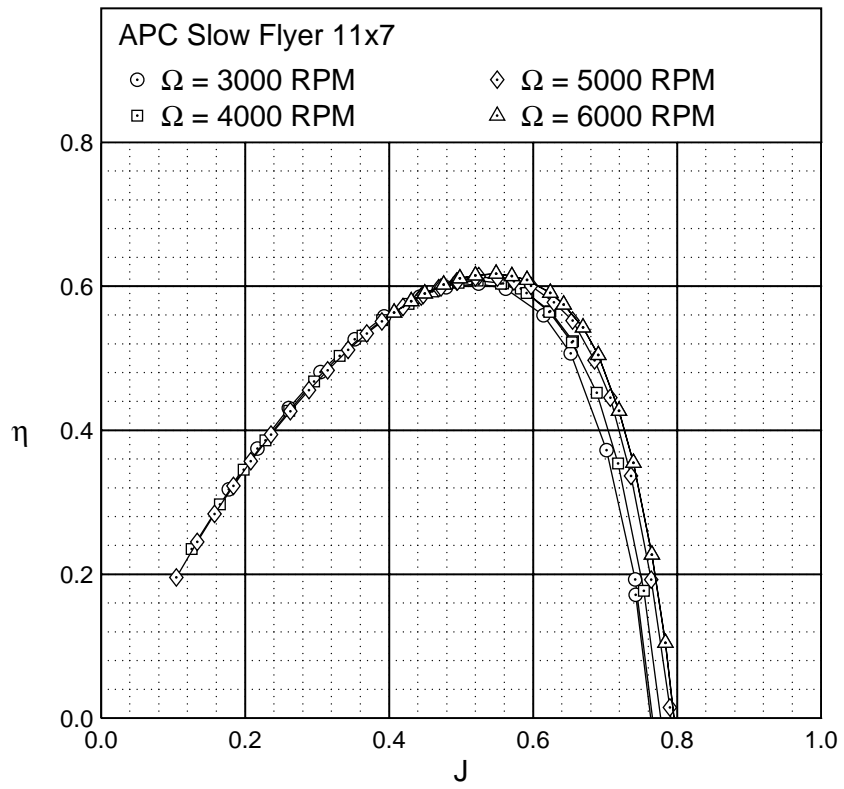


Figure 5.38: APC Slow Flyer 11×7 efficiency curves.

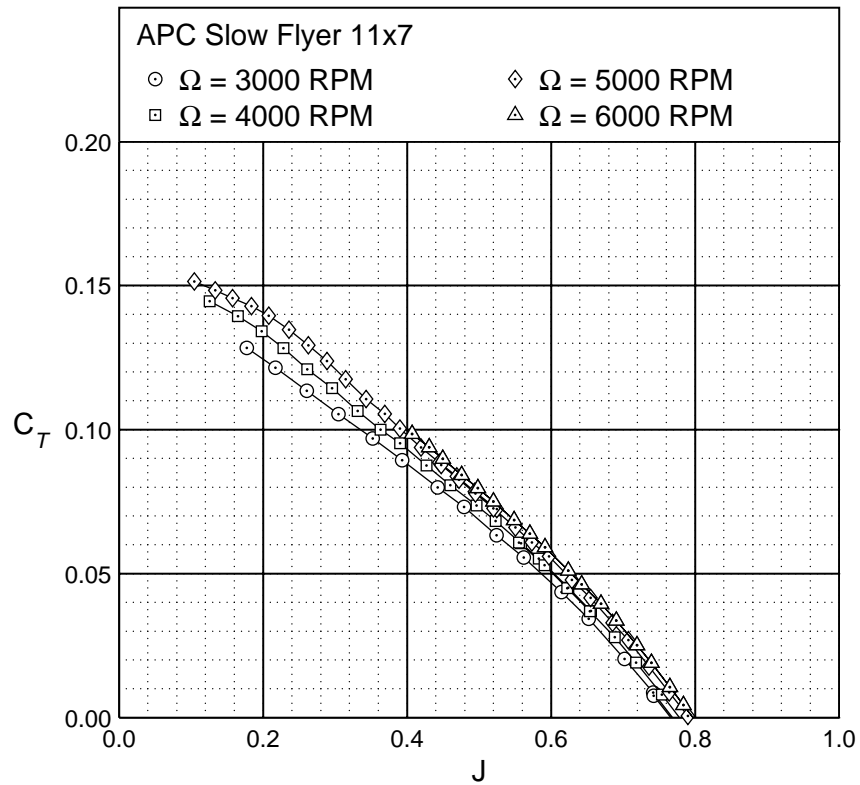


Figure 5.39: APC Slow Flyer 11×7 thrust characteristics.

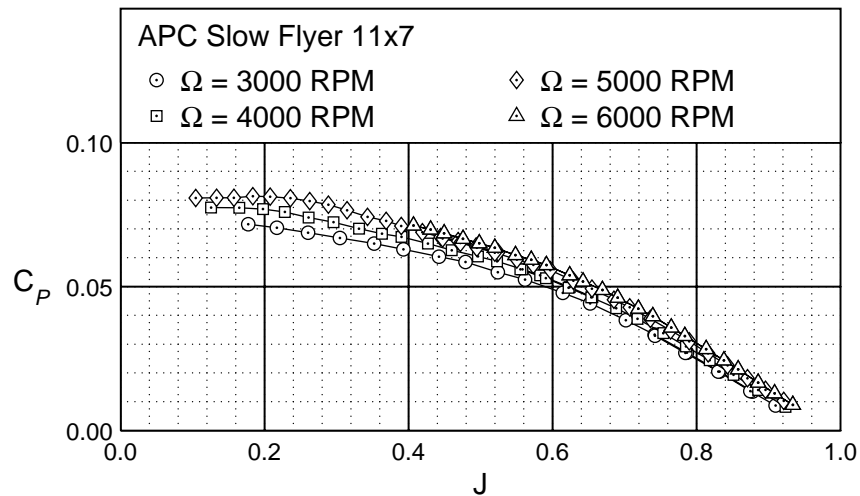


Figure 5.40: APC Slow Flyer 11×7 power characteristics.

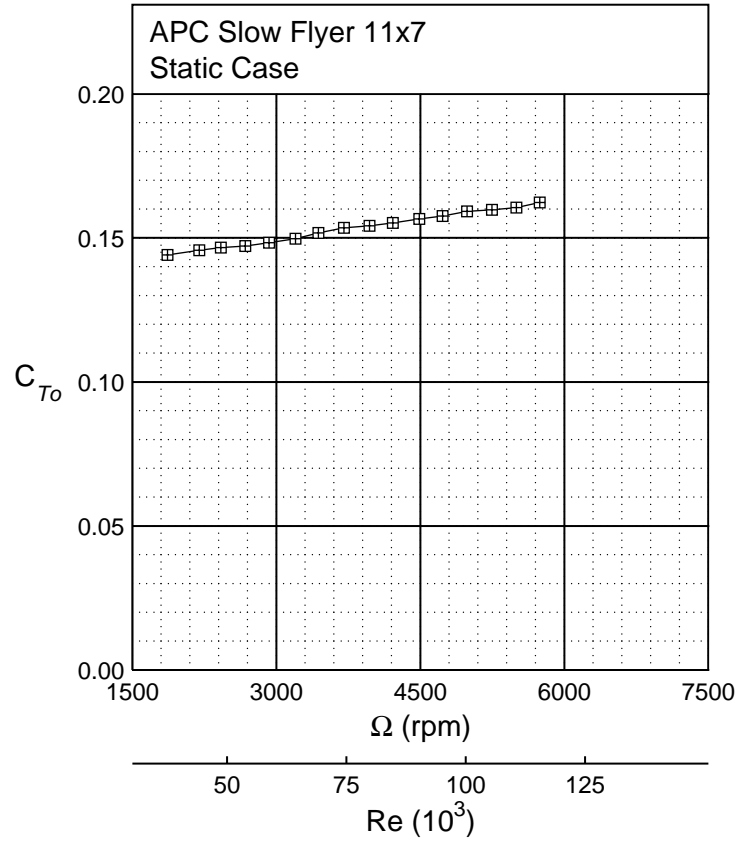


Figure 5.41: APC Slow Flyer 11×7 static thrust.

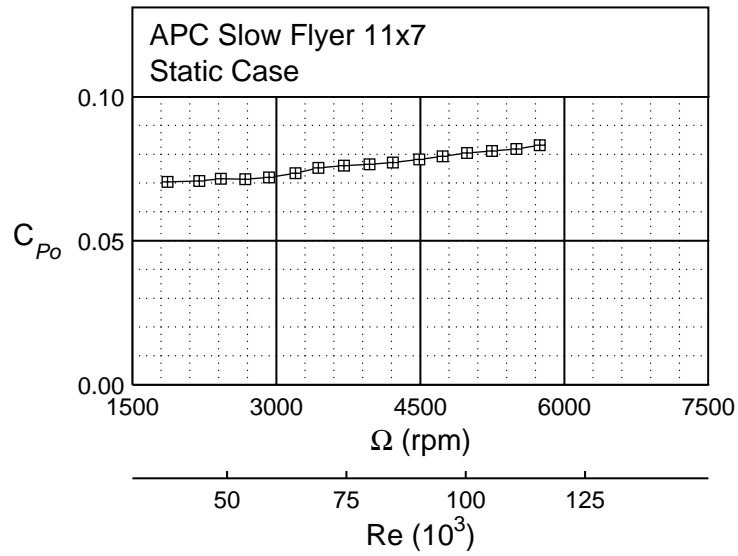
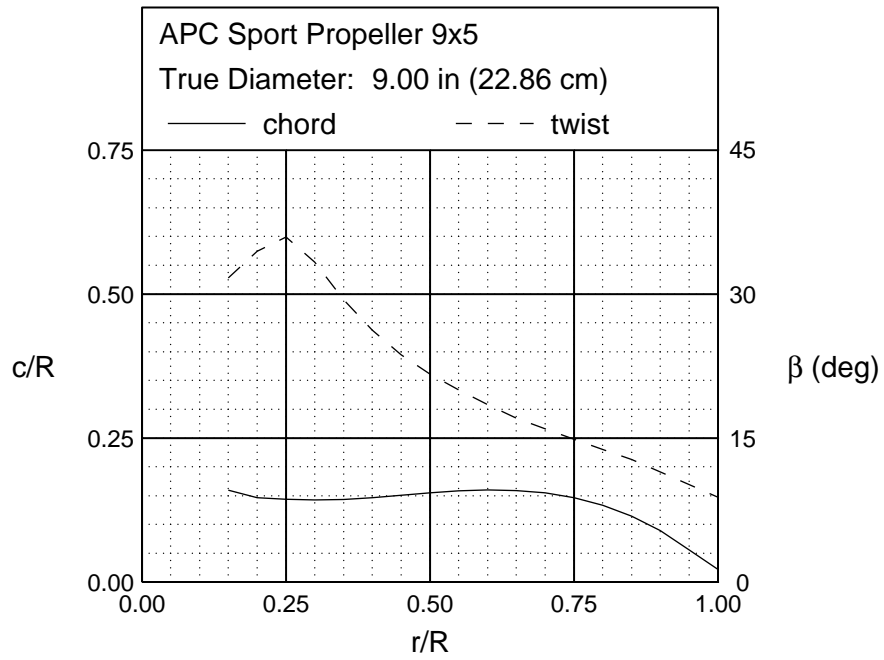


Figure 5.42: APC Slow Flyer 11×7 static power.



Front View



Side View

Figure 5.43: APC Sport Prop 9×5 geometric characteristics.

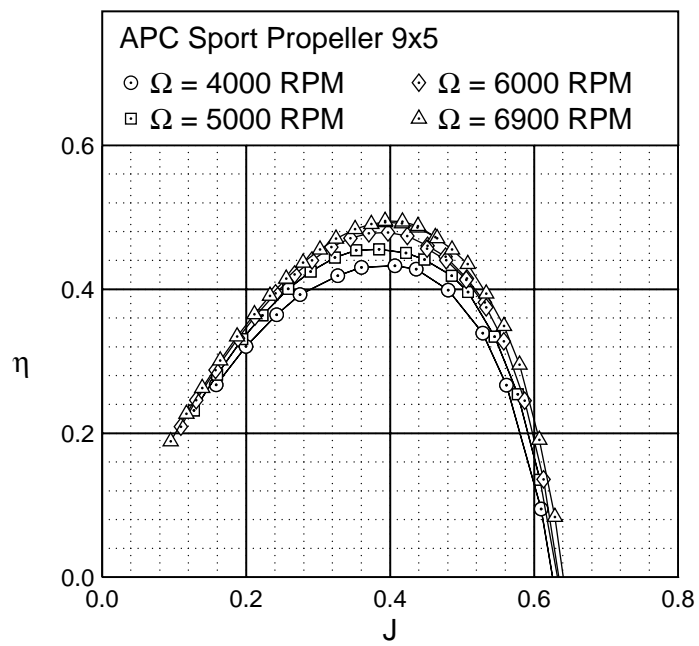


Figure 5.44: APC Sport Prop 9×5 efficiency curves.

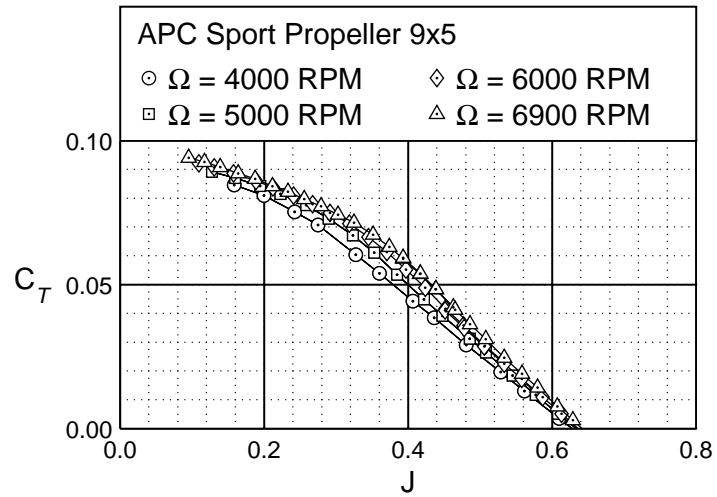


Figure 5.45: APC Sport Prop 9×5 thrust characteristics.

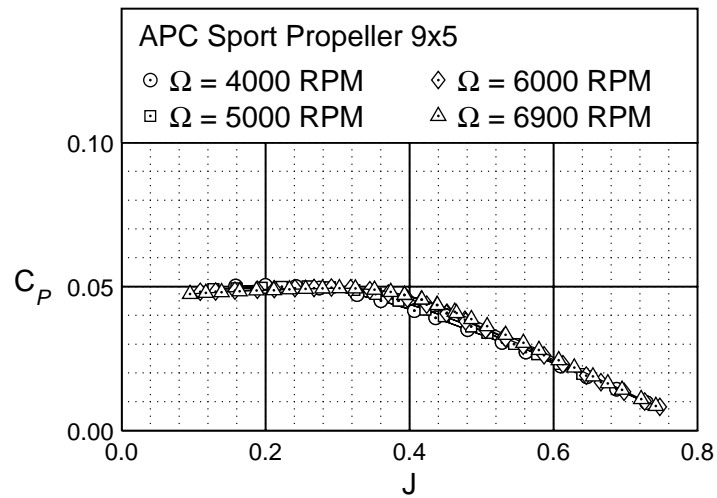


Figure 5.46: APC Sport Prop 9×5 power characteristics.

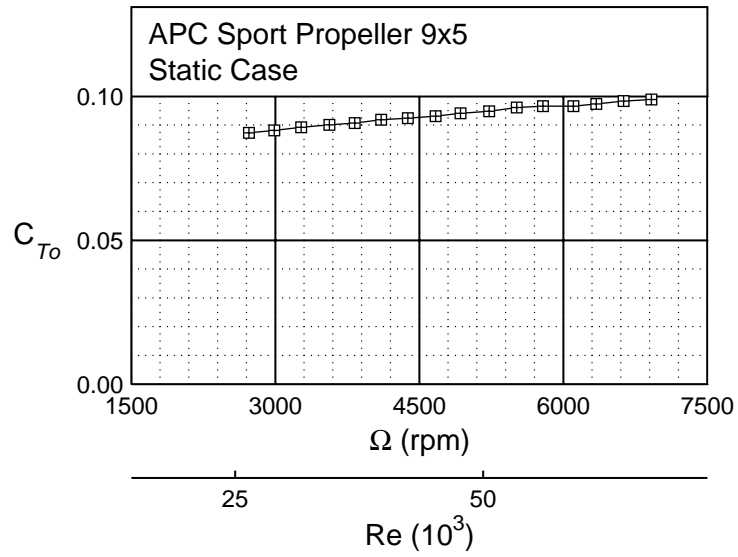


Figure 5.47: APC Sport Prop 9x5 static thrust.

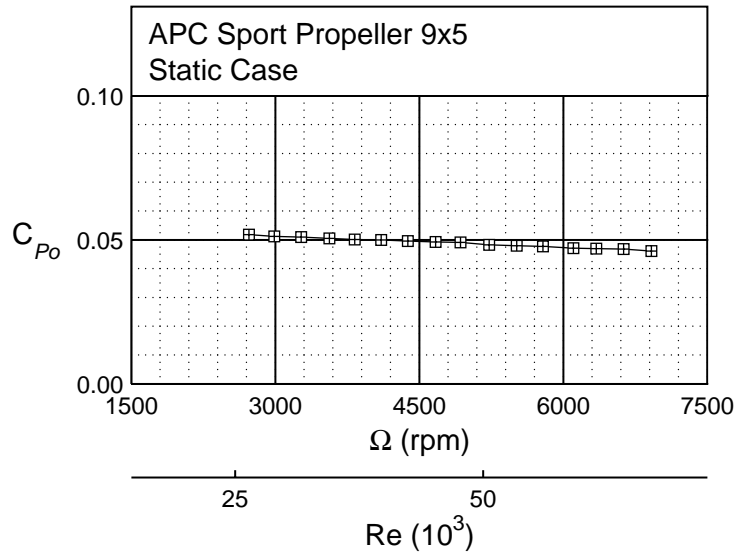
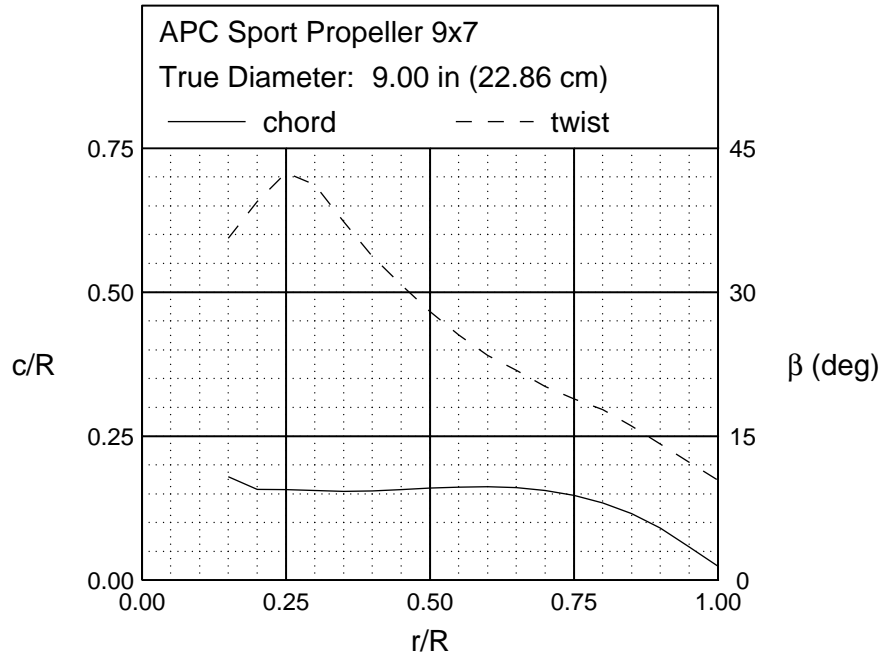


Figure 5.48: APC Sport Prop 9x5 static power.



Front View



Side View

Figure 5.49: APC Sport Prop 9×7 geometric characteristics.

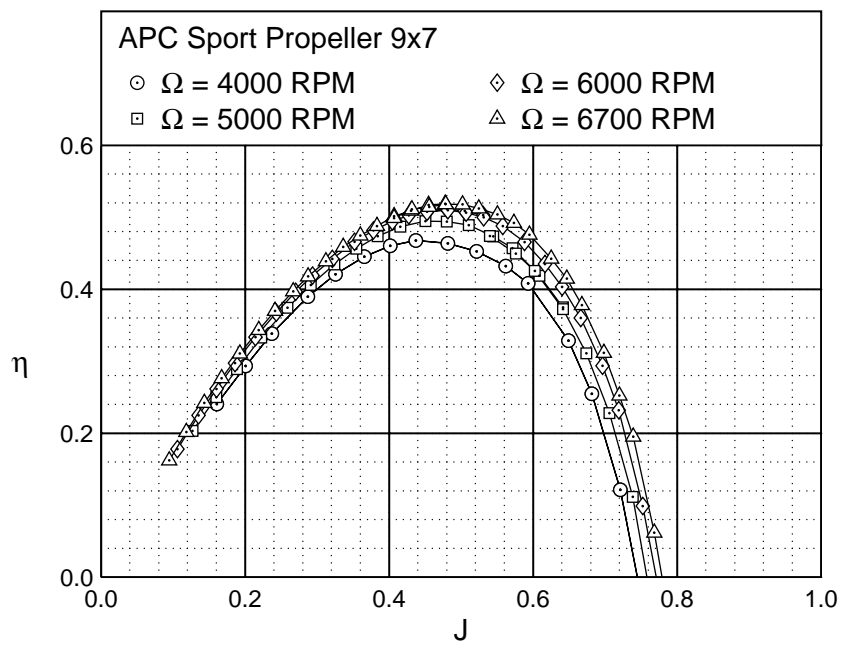


Figure 5.50: APC Sport Prop 9×7 efficiency curves.

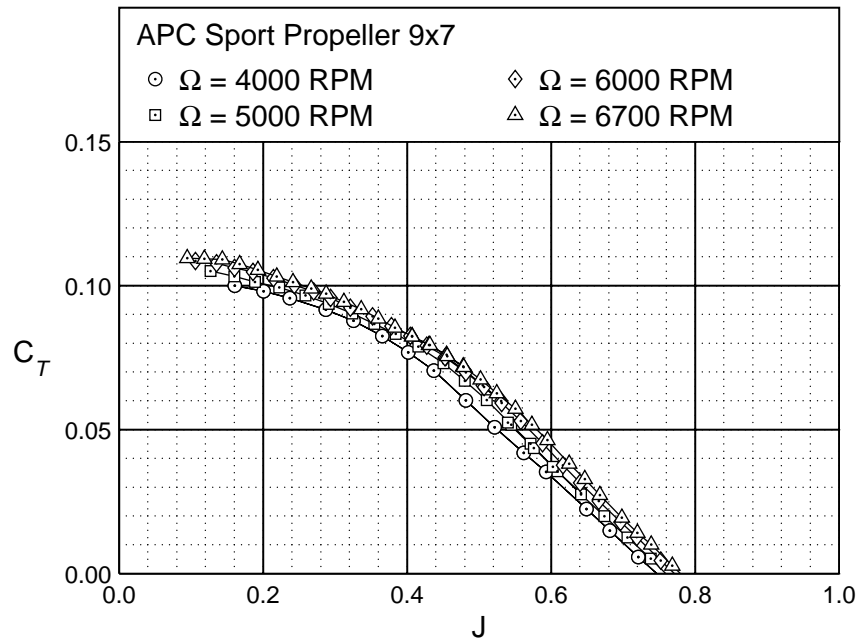


Figure 5.51: APC Sport Prop 9×7 thrust characteristics.

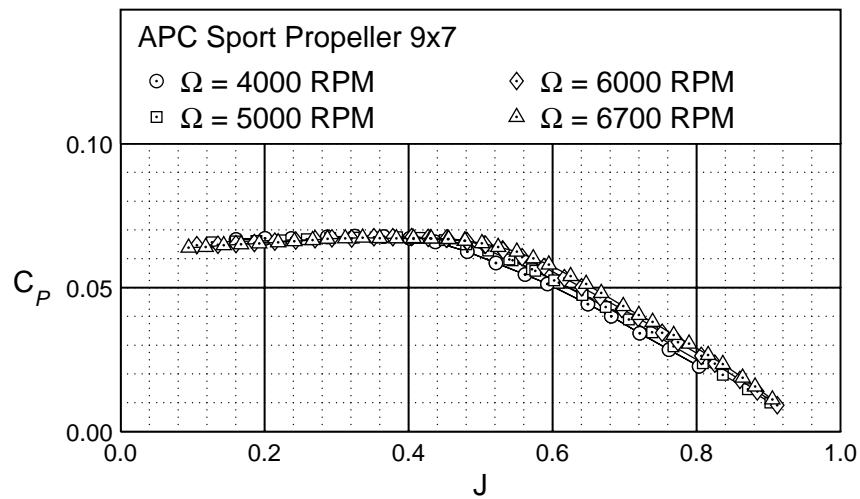


Figure 5.52: APC Sport Prop 9×7 power characteristics.

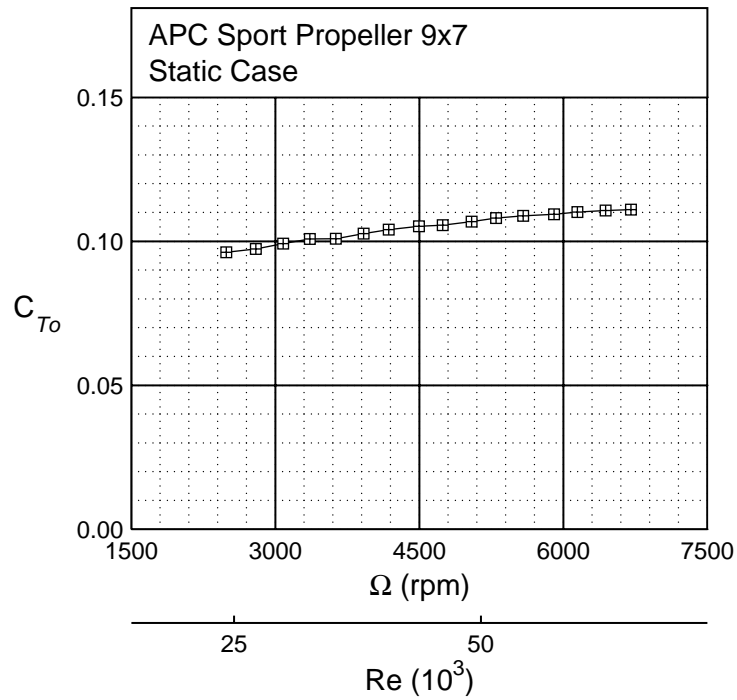


Figure 5.53: APC Sport Prop 9x7 static thrust.

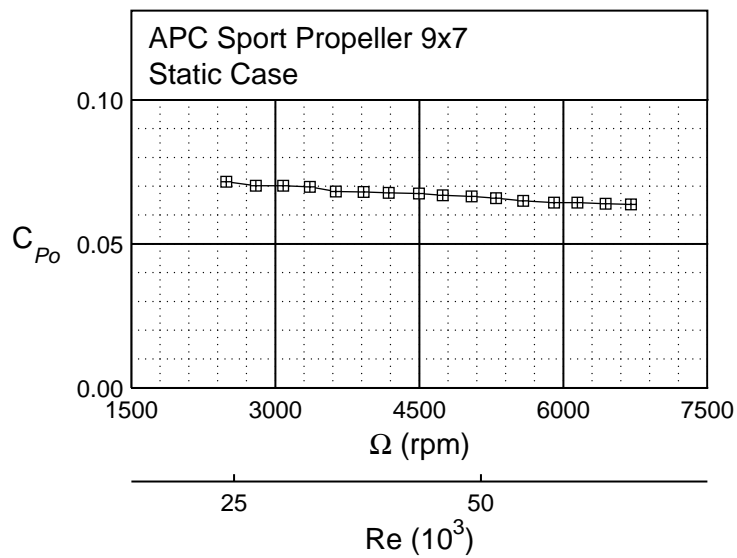
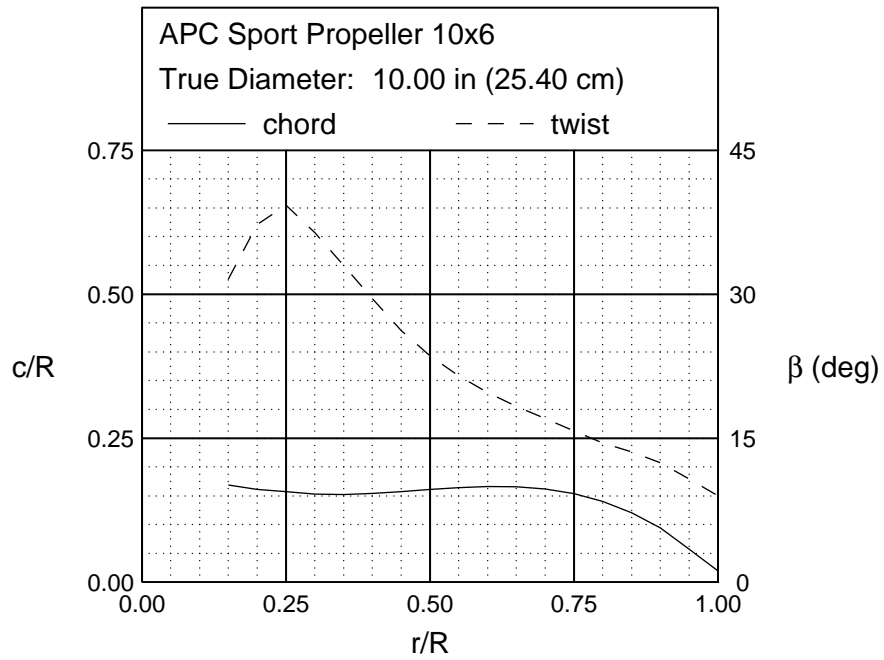


Figure 5.54: APC Sport Prop 9x7 static power.



Front View



Side View

Figure 5.55: APC Sport Prop 10×6 geometric characteristics.

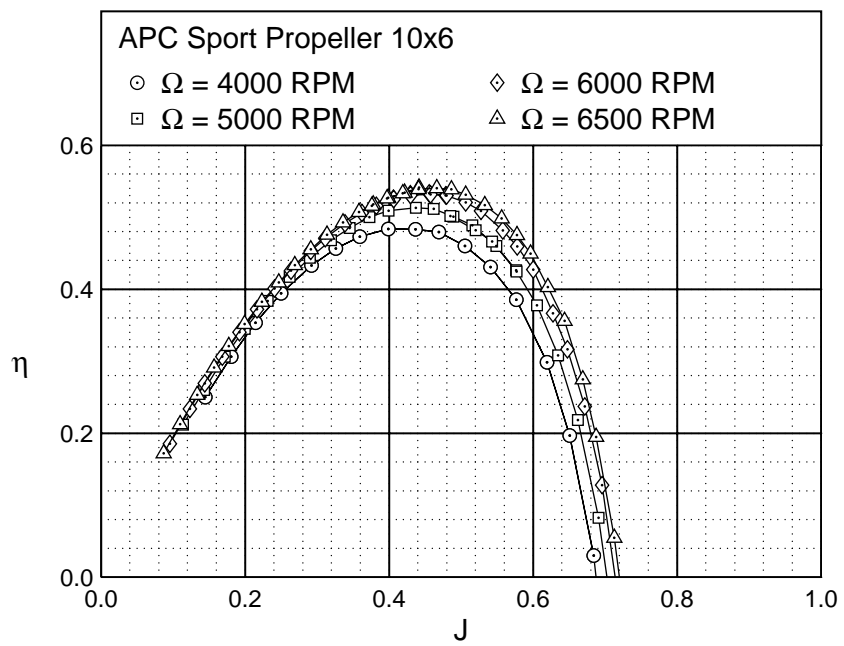


Figure 5.56: APC Sport Prop 10×6 efficiency curves.

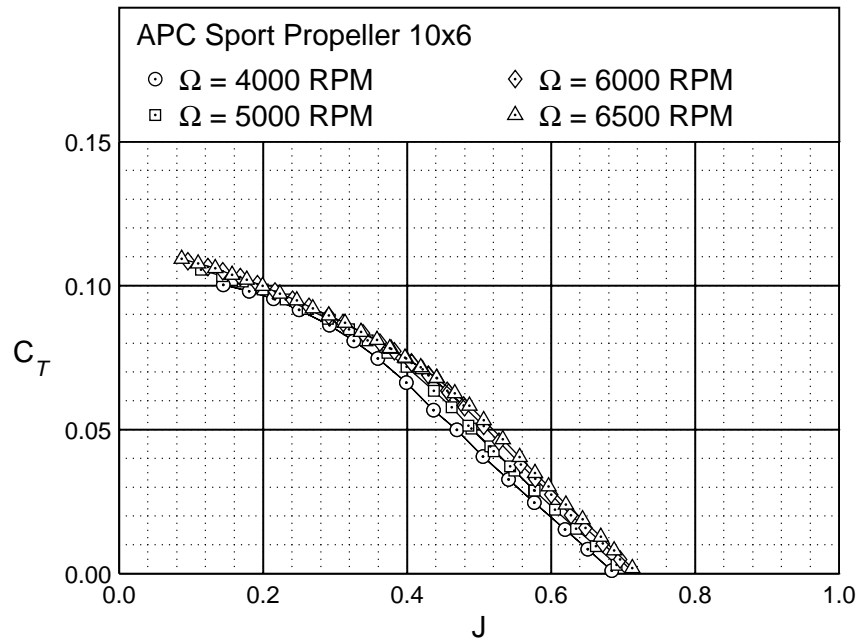


Figure 5.57: APC Sport Prop 10×6 thrust characteristics.

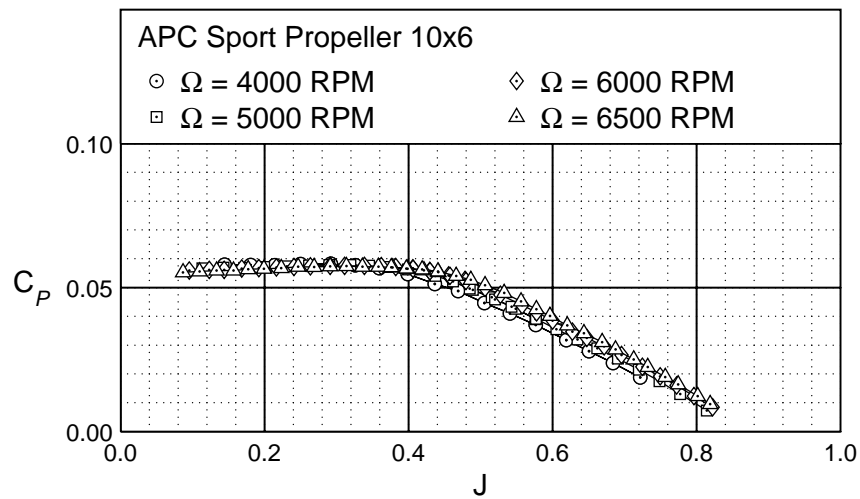


Figure 5.58: APC Sport Prop 10×6 power characteristics.

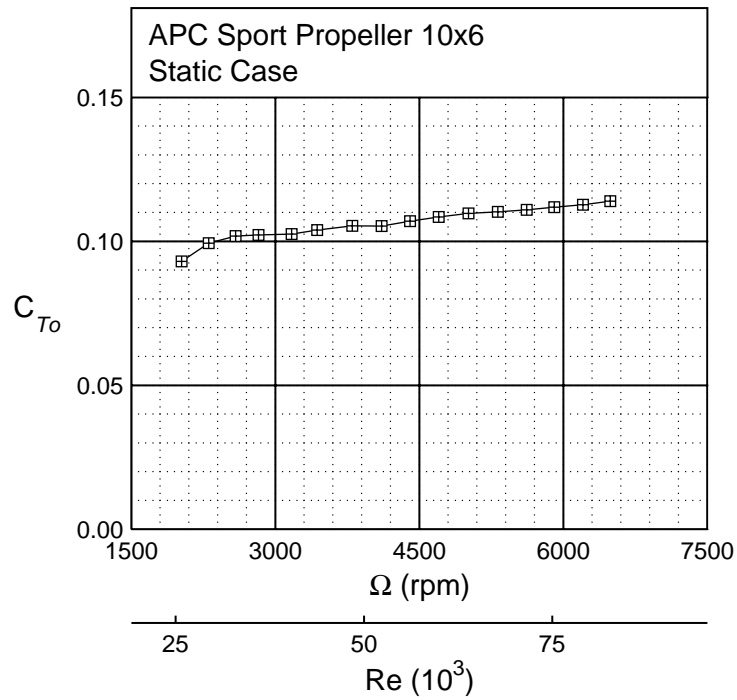


Figure 5.59: APC Sport Prop 10x6 static thrust.

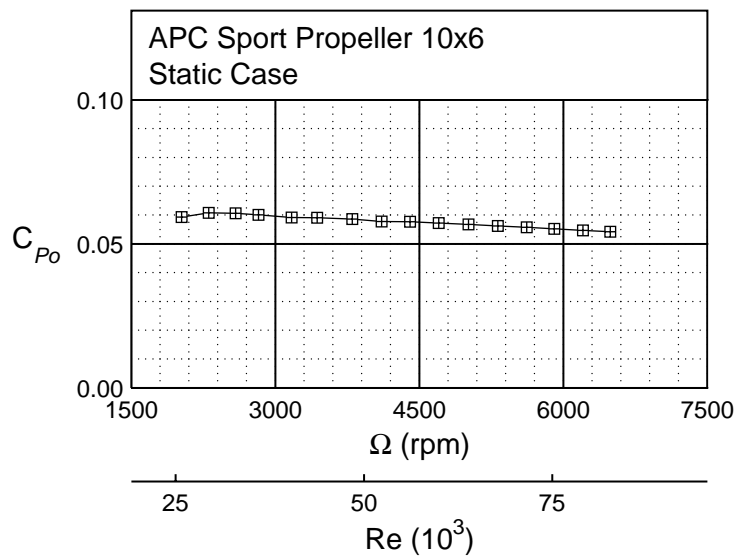
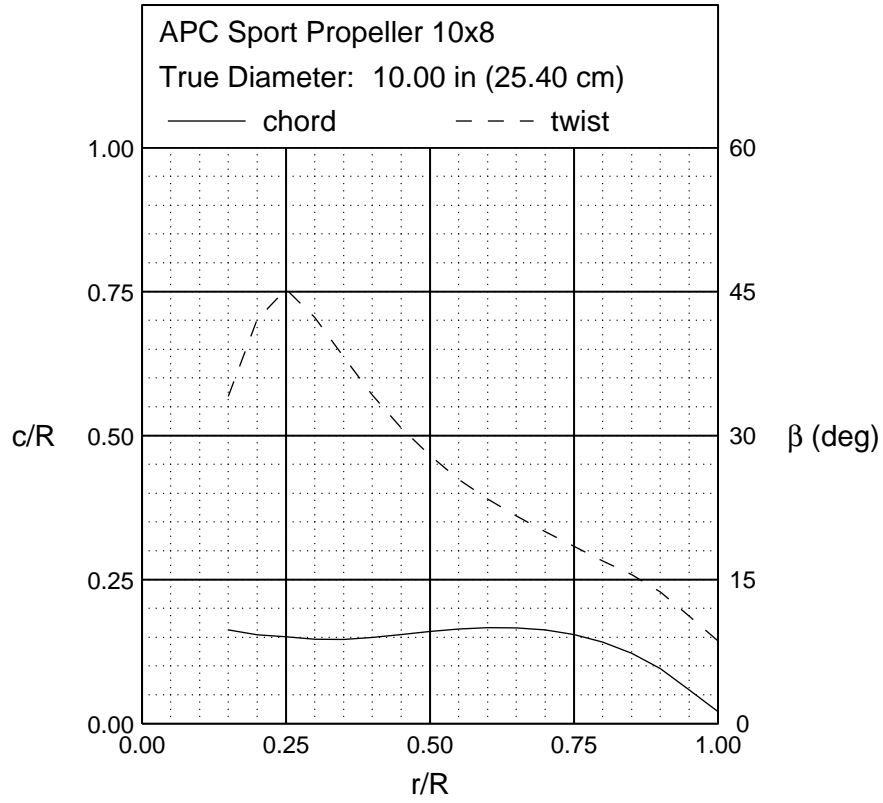


Figure 5.60: APC Sport Prop 10x6 static power.



Front View



Side View

Figure 5.61: APC Sport Prop 10x8 geometric characteristics.

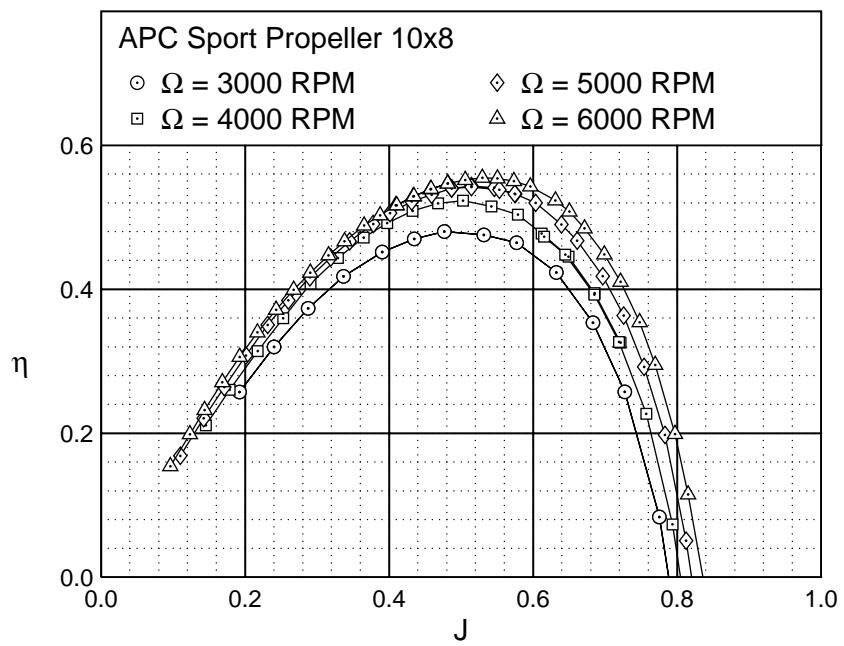


Figure 5.62: APC Sport Prop 10×8 efficiency curves.

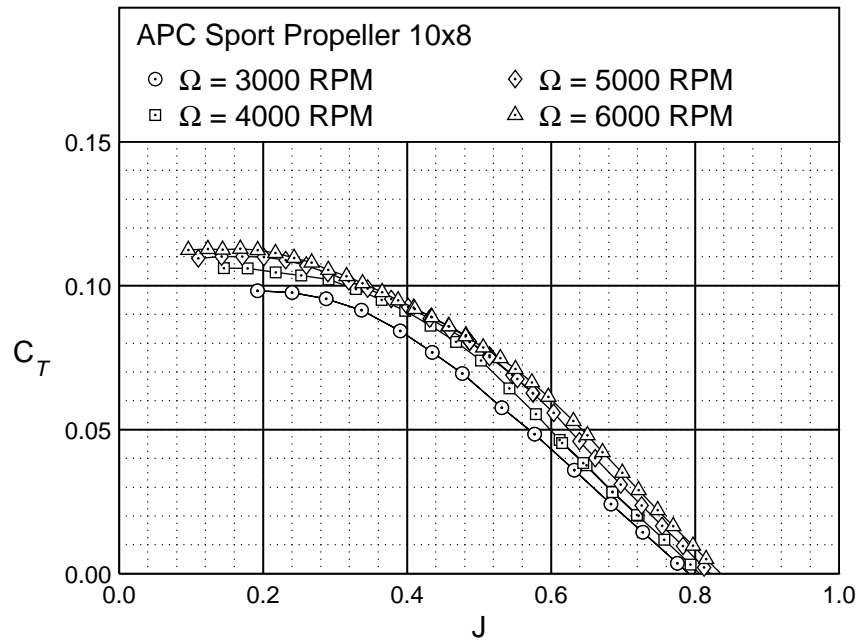


Figure 5.63: APC Sport Prop 10×8 thrust characteristics.

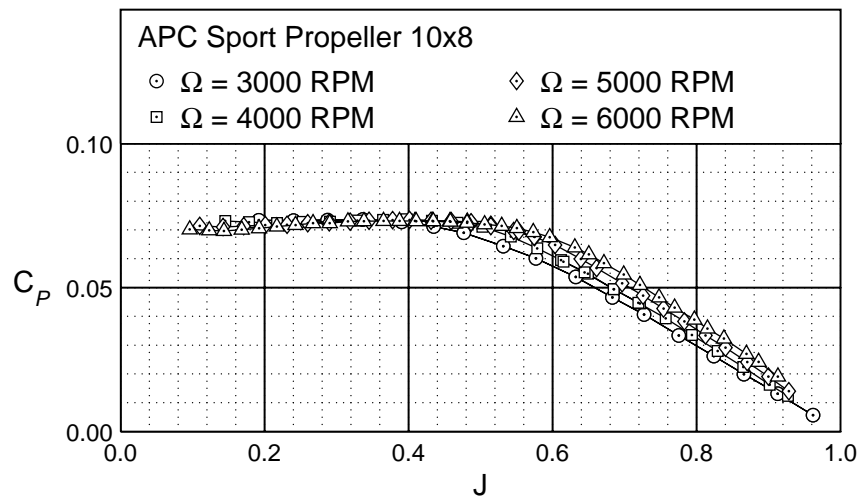


Figure 5.64: APC Sport Prop 10×8 power characteristics.

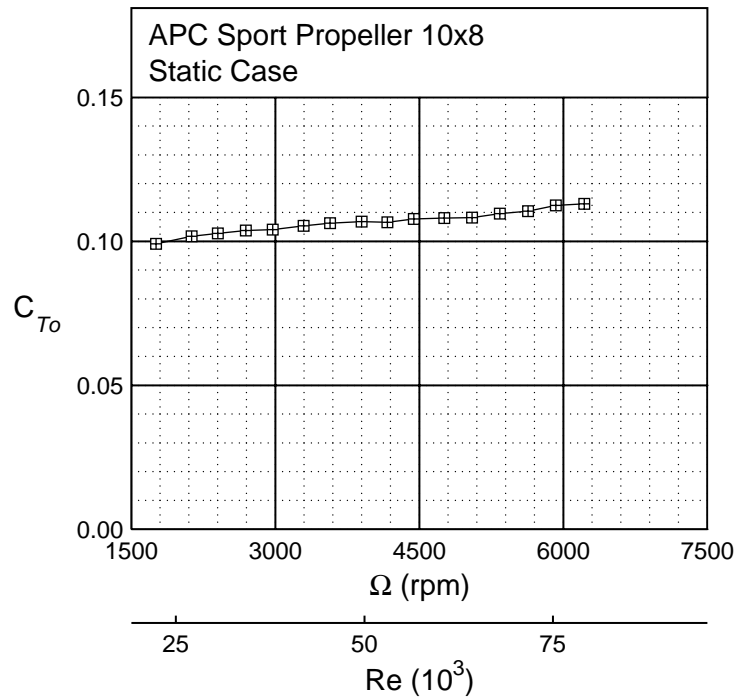


Figure 5.65: APC Sport Prop 10x8 static thrust.

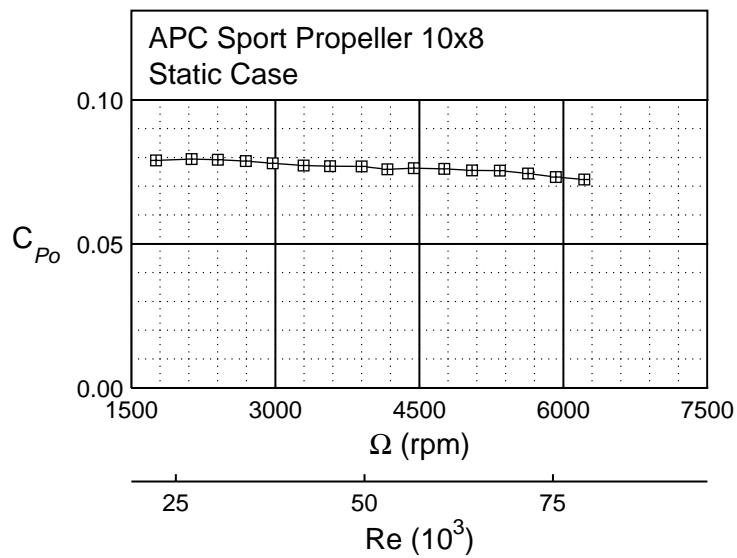
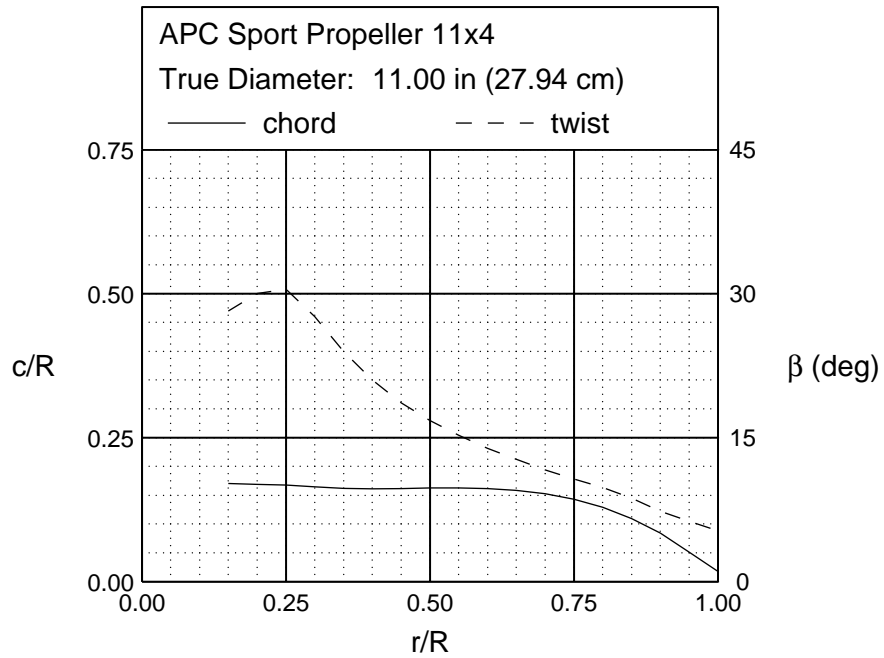


Figure 5.66: APC Sport Prop 10x8 static power.



Front View



Side View

Figure 5.67: APC Sport Prop 11×4 geometric characteristics.

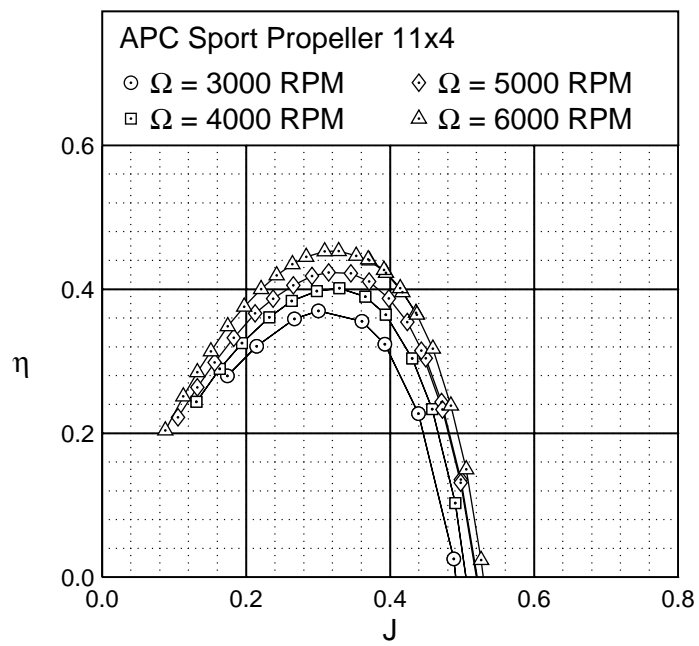


Figure 5.68: APC Sport Prop 11×4 efficiency curves.

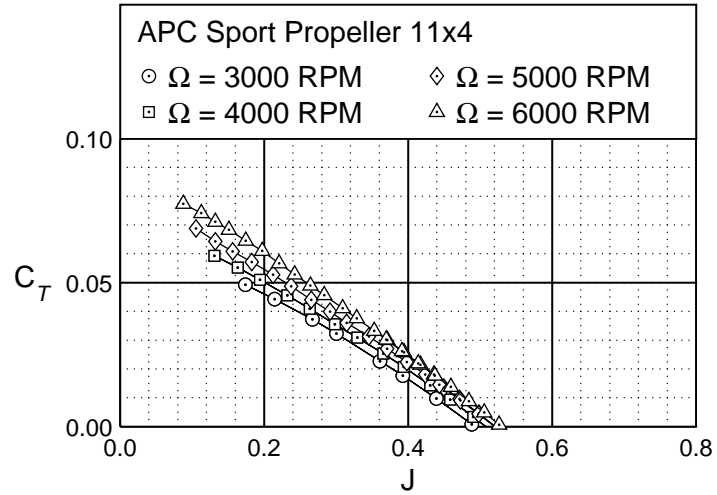


Figure 5.69: APC Sport Prop 11×4 thrust characteristics.

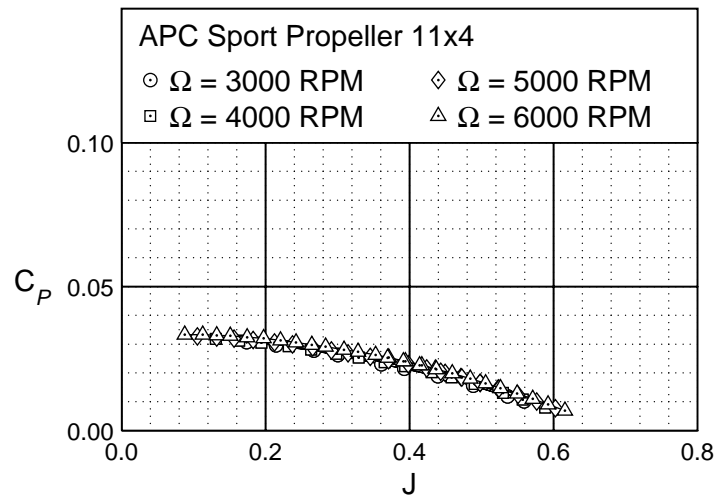


Figure 5.70: APC Sport Prop 11×4 power characteristics.

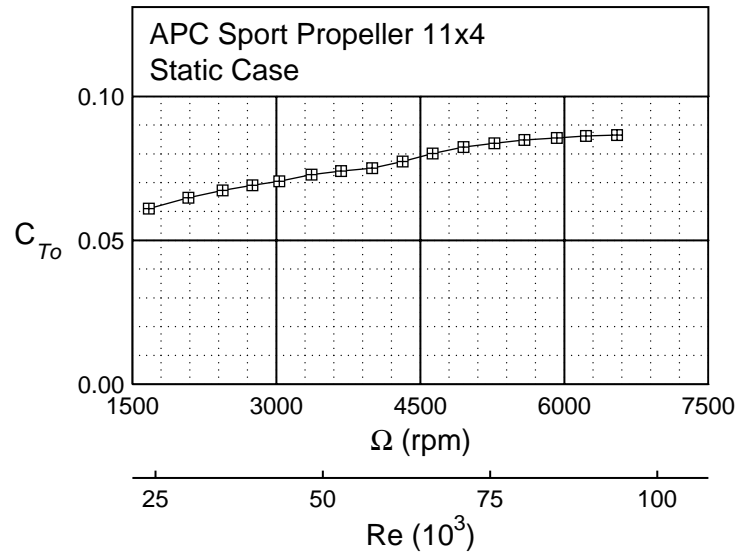


Figure 5.71: APC Sport Prop 11x4 static thrust.

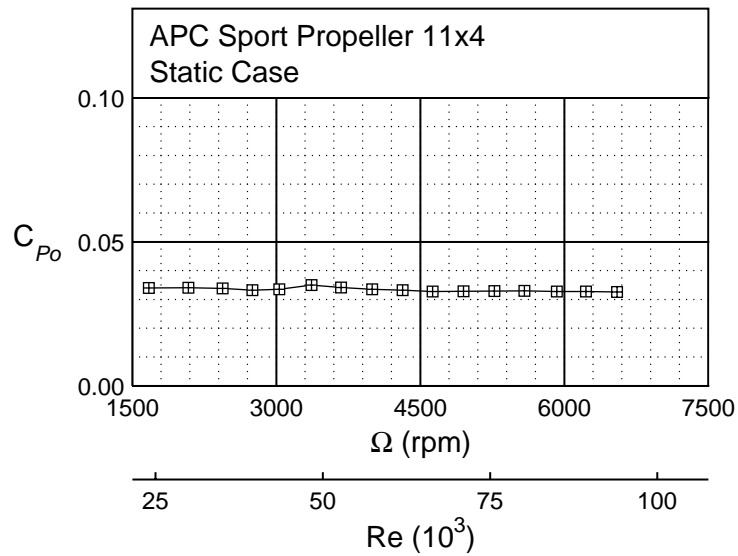
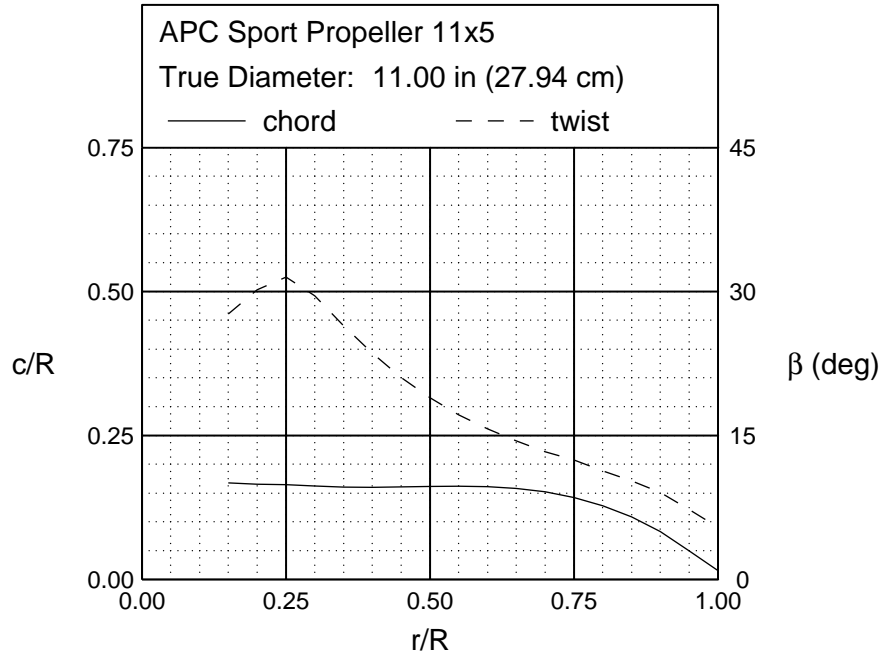


Figure 5.72: APC Sport Prop 11x4 static power.



Front View



Side View

Figure 5.73: APC Sport Prop 11×5 geometric characteristics.

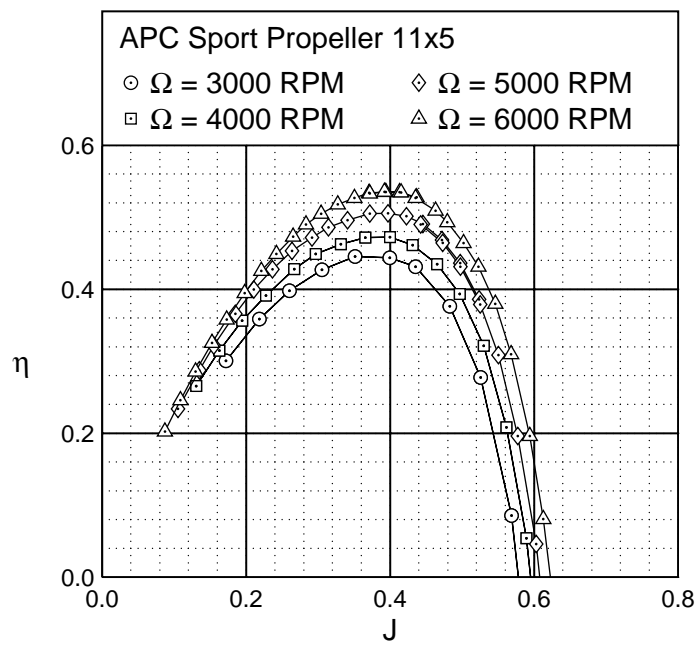


Figure 5.74: APC Sport Prop 11×5 efficiency curves.

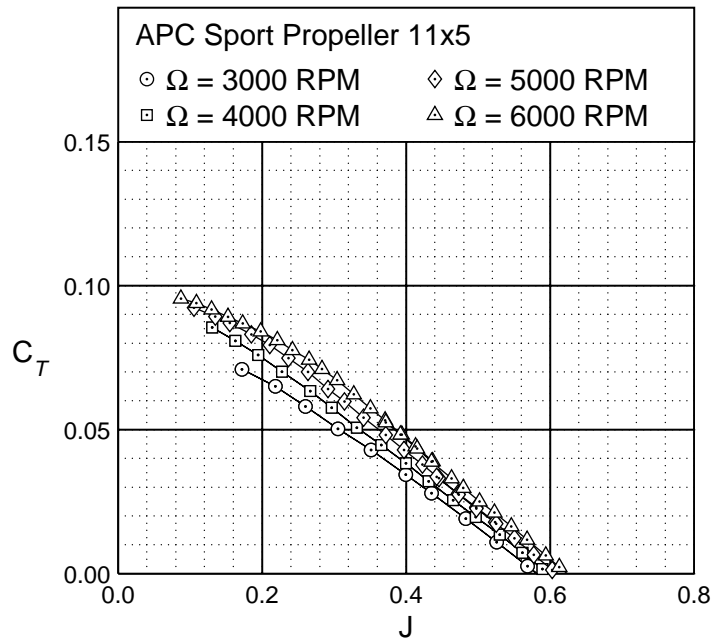


Figure 5.75: APC Sport Prop 11x5 thrust characteristics.

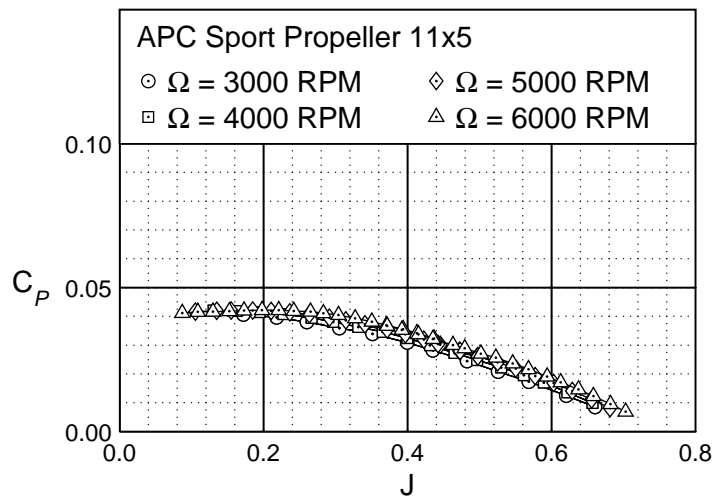


Figure 5.76: APC Sport Prop 11x5 power characteristics.

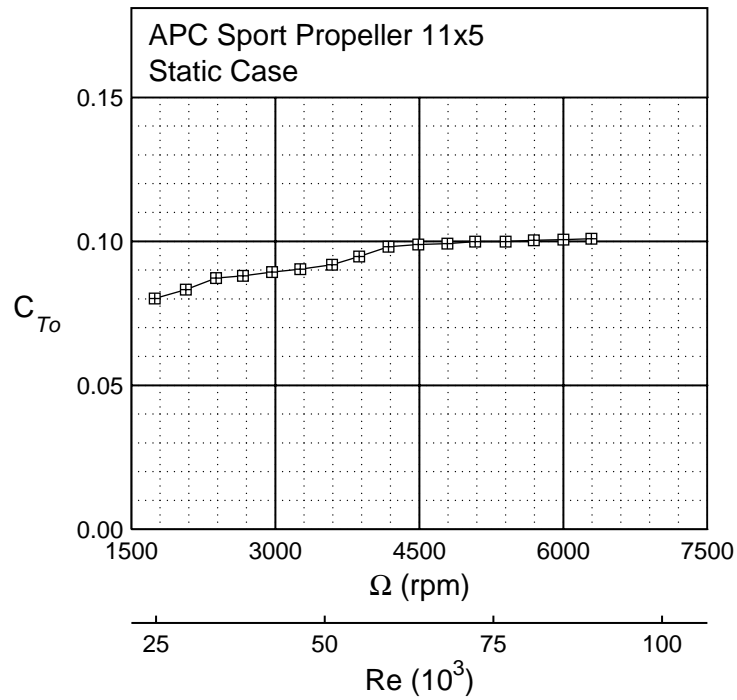


Figure 5.77: APC Sport Prop 11x5 static thrust.

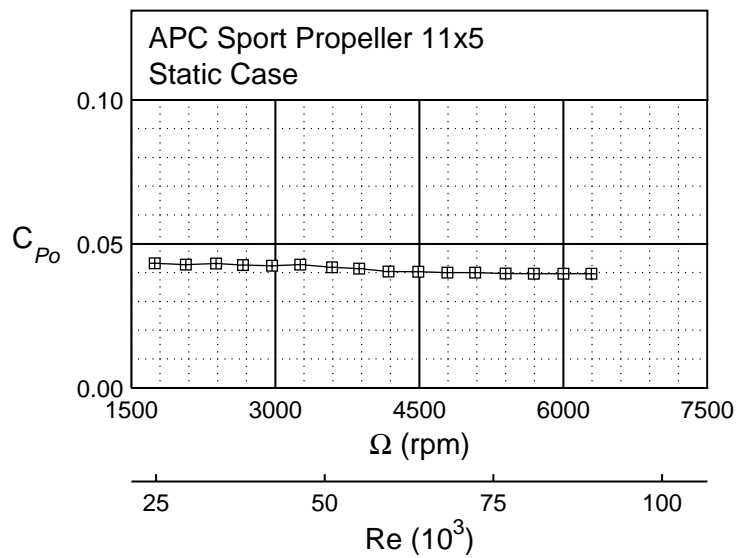
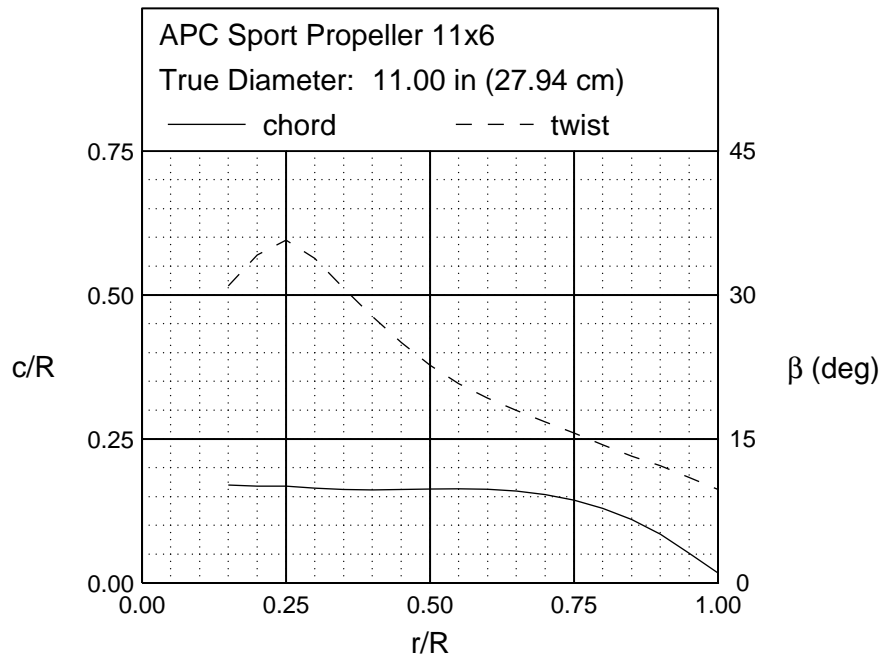


Figure 5.78: APC Sport Prop 11x5 static power.



Front View



Side View

Figure 5.79: APC Sport Prop 11×6 geometric characteristics.

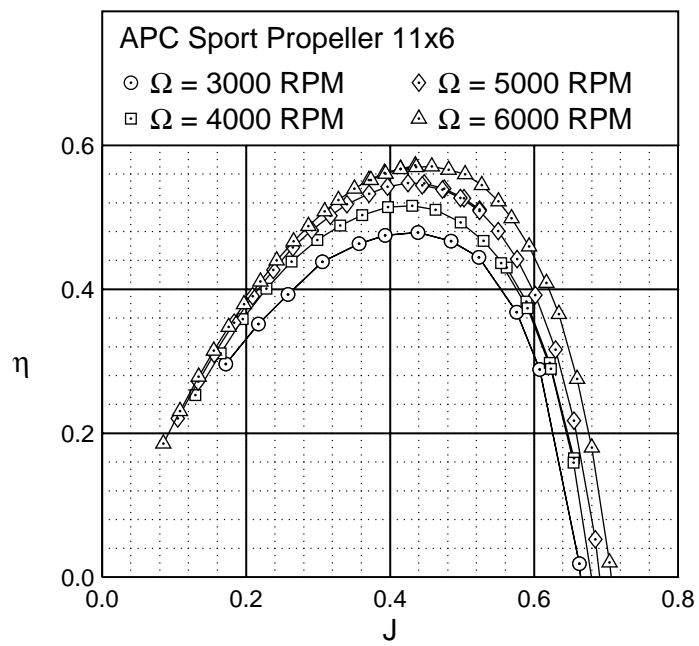


Figure 5.80: APC Sport Prop 11×6 efficiency curves.

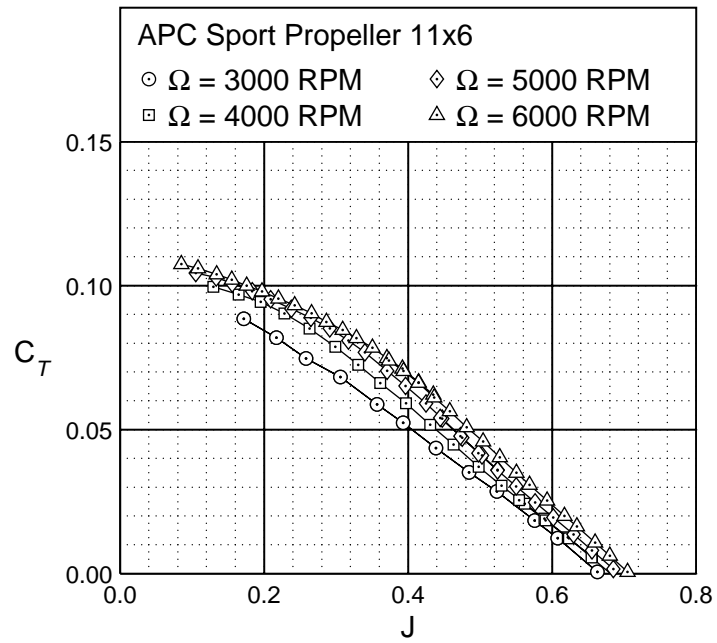


Figure 5.81: APC Sport Prop 11×6 thrust characteristics.

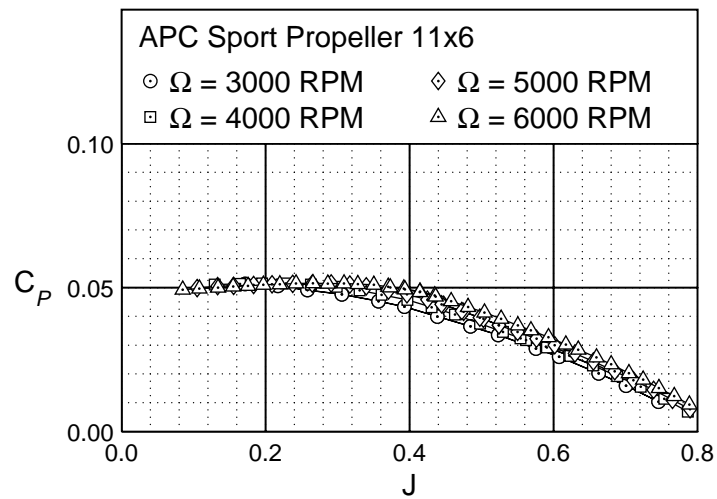


Figure 5.82: APC Sport Prop 11×6 power characteristics.

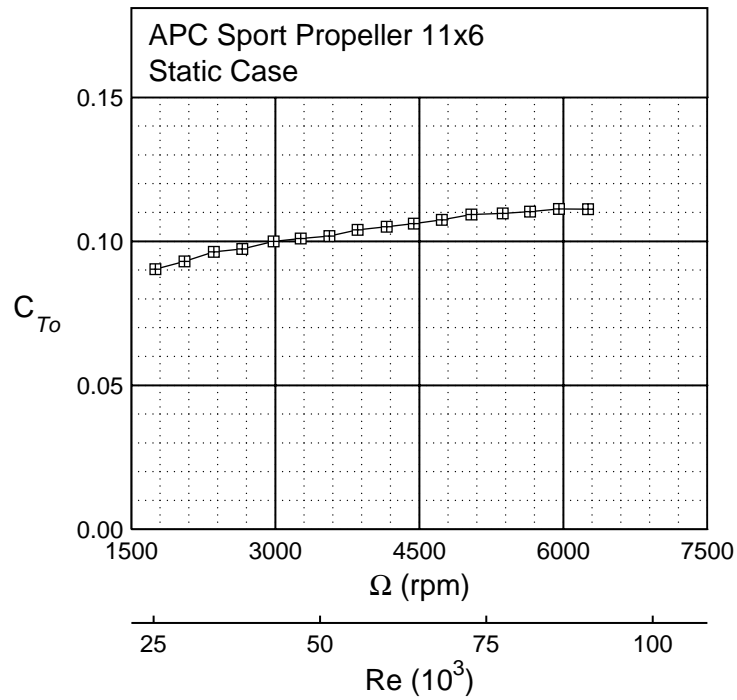


Figure 5.83: APC Sport Prop 11x6 static thrust.

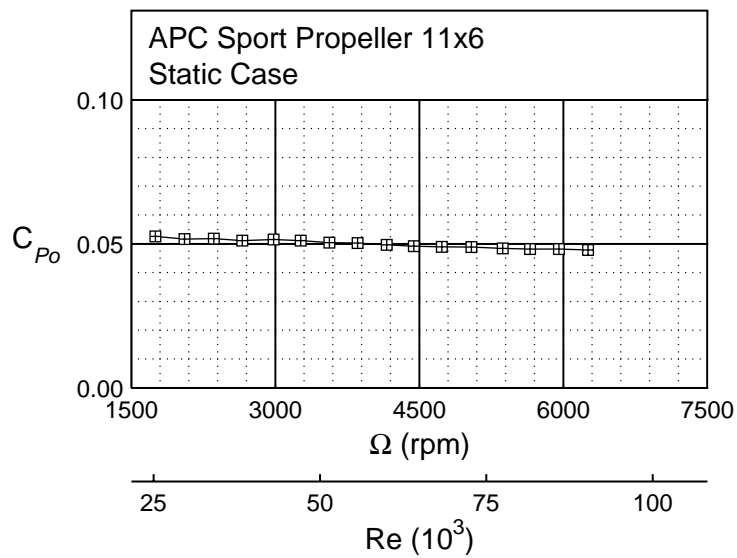
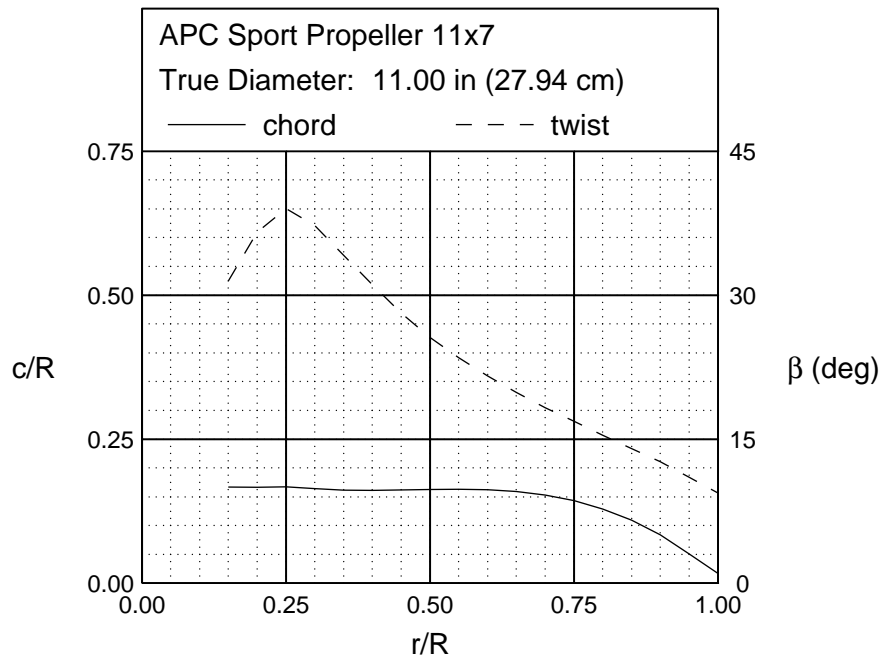


Figure 5.84: APC Sport Prop 11x6 static power.



Front View



Side View

Figure 5.85: APC Sport Prop 11×7 geometric characteristics.

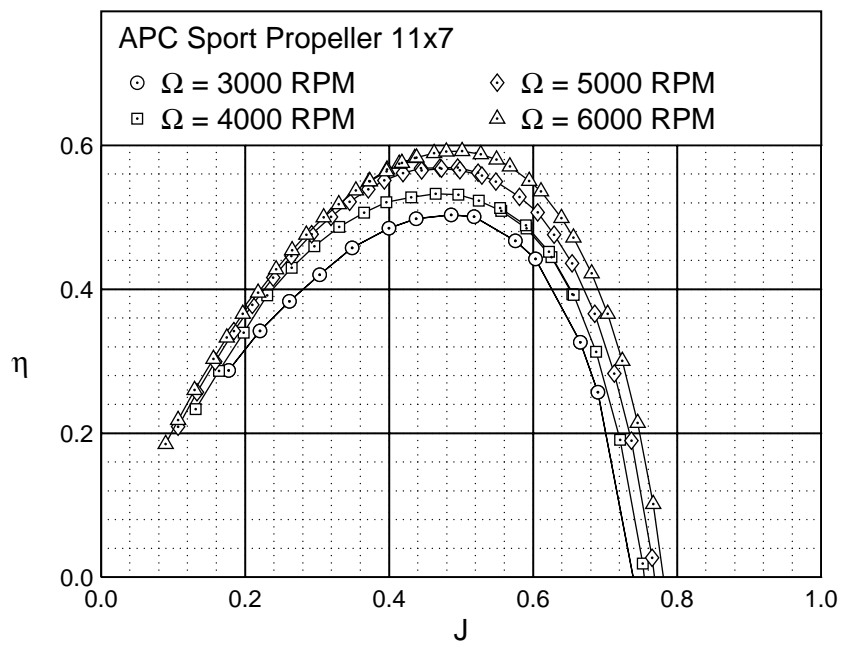


Figure 5.86: APC Sport Prop 11×7 efficiency curves.

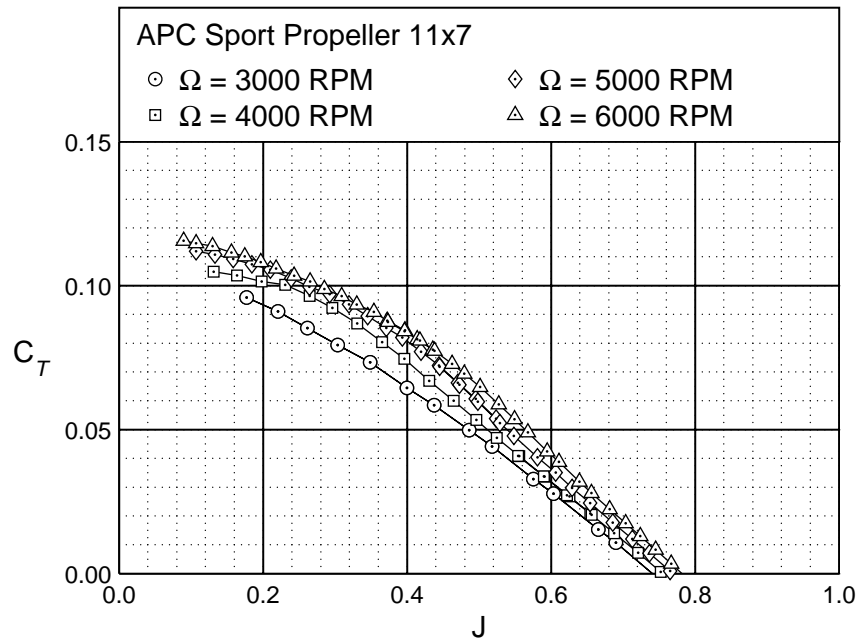


Figure 5.87: APC Sport Prop 11×7 thrust characteristics.

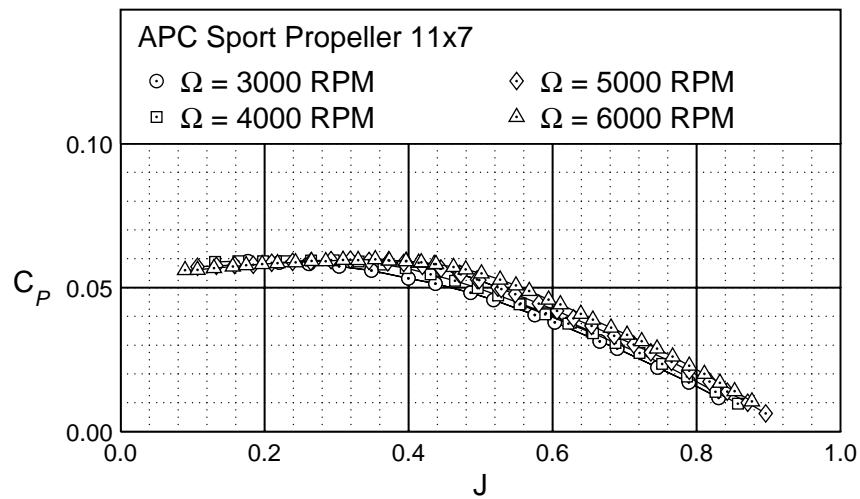


Figure 5.88: APC Sport Prop 11×7 power characteristics.

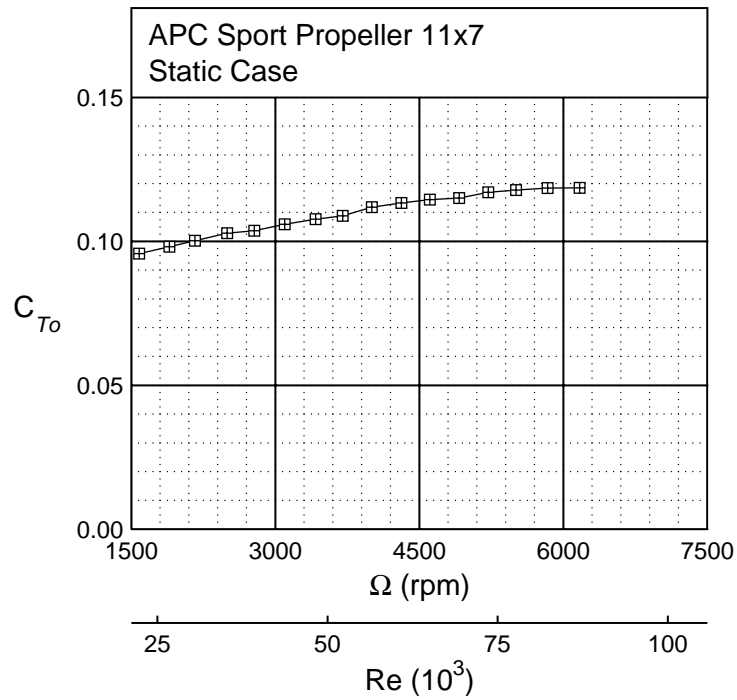


Figure 5.89: APC Sport Prop 11×7 static thrust.

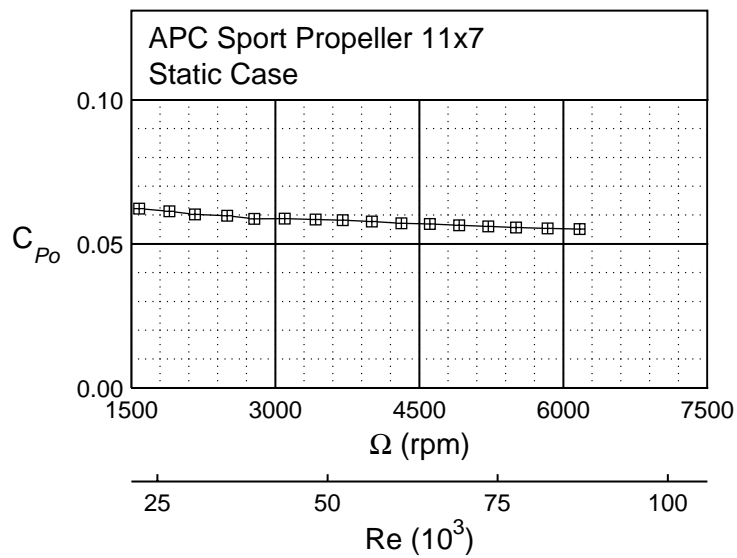
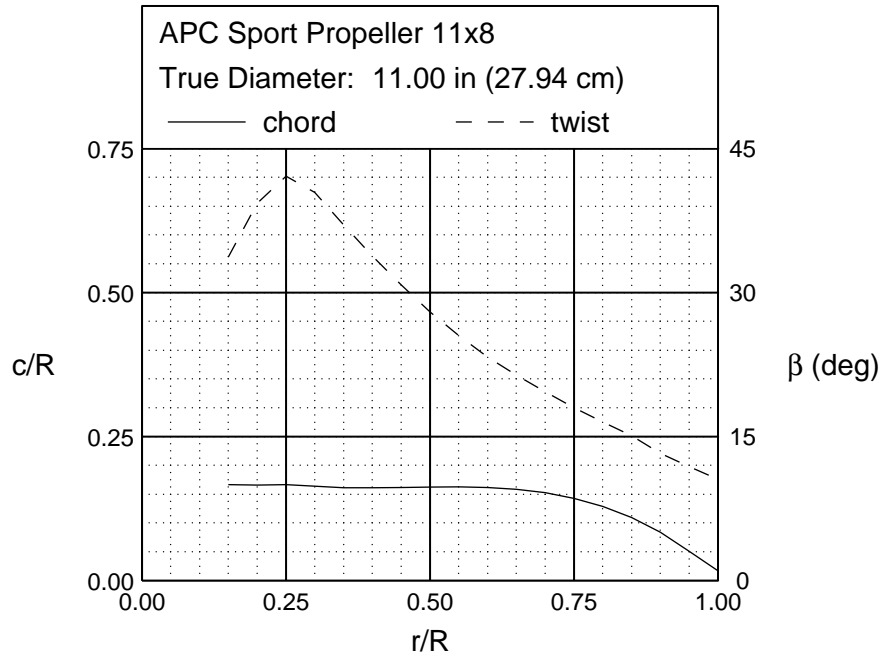


Figure 5.90: APC Sport Prop 11×7 static power.



Front View



Side View

Figure 5.91: APC Sport Prop 11x8 geometric characteristics.

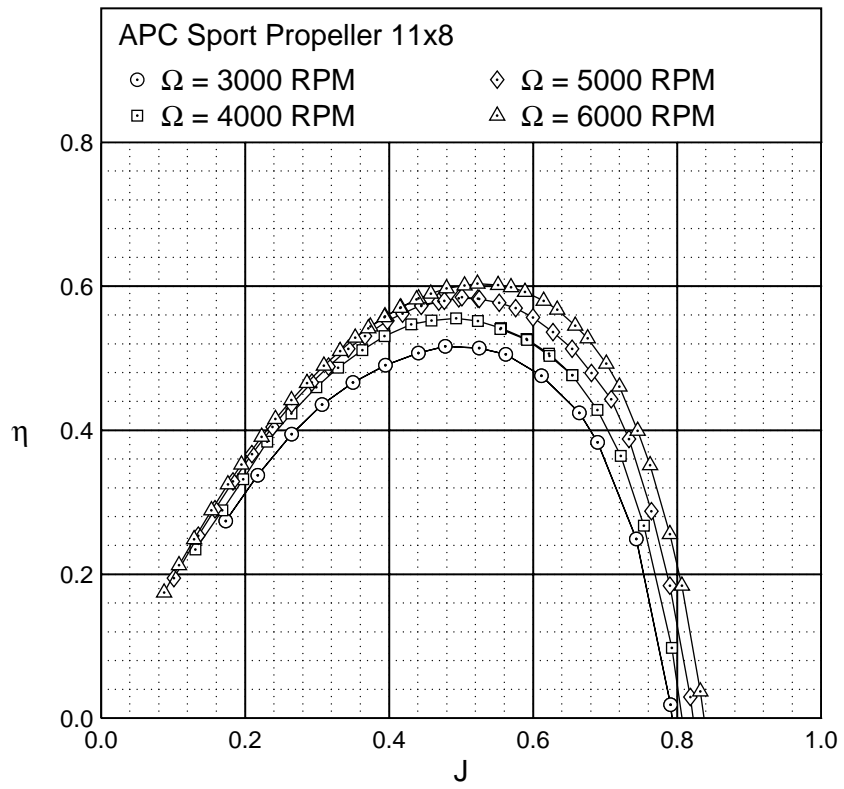


Figure 5.92: APC Sport Prop 11×8 efficiency curves.

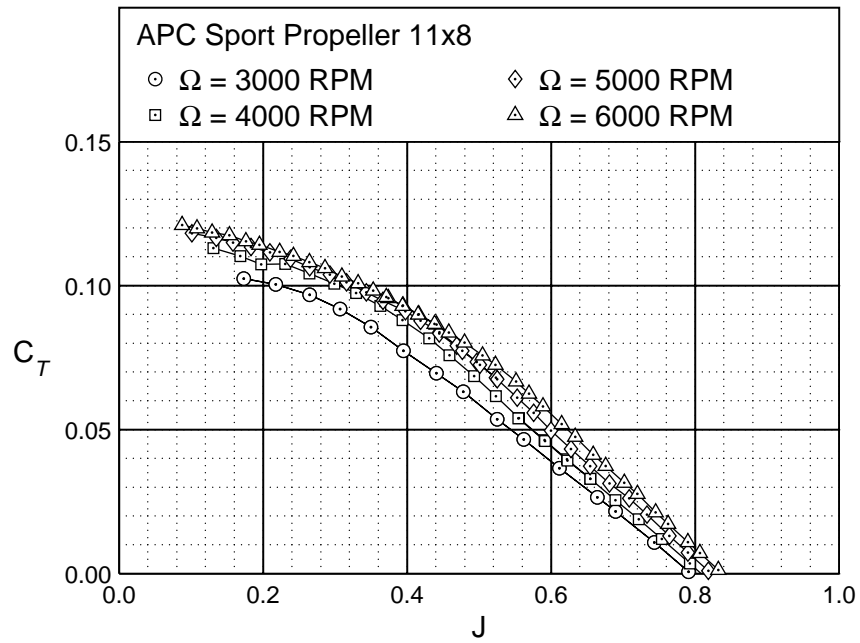


Figure 5.93: APC Sport Prop 11×8 thrust characteristics.

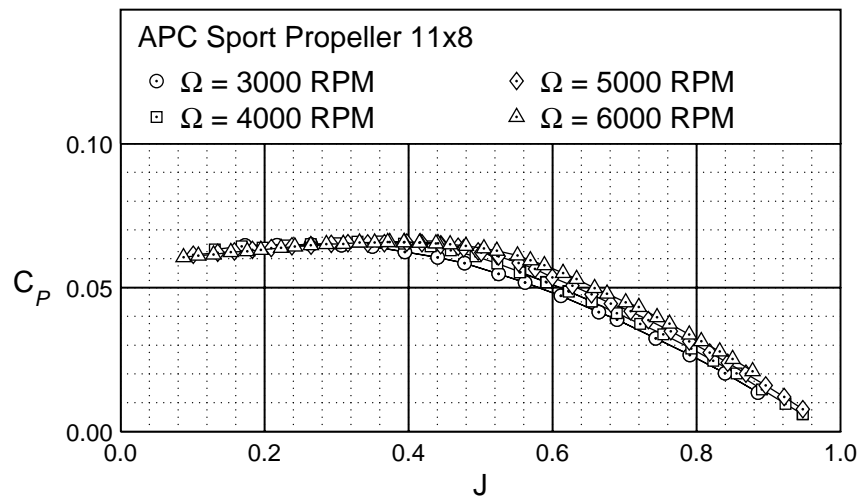


Figure 5.94: APC Sport Prop 11×8 power characteristics.

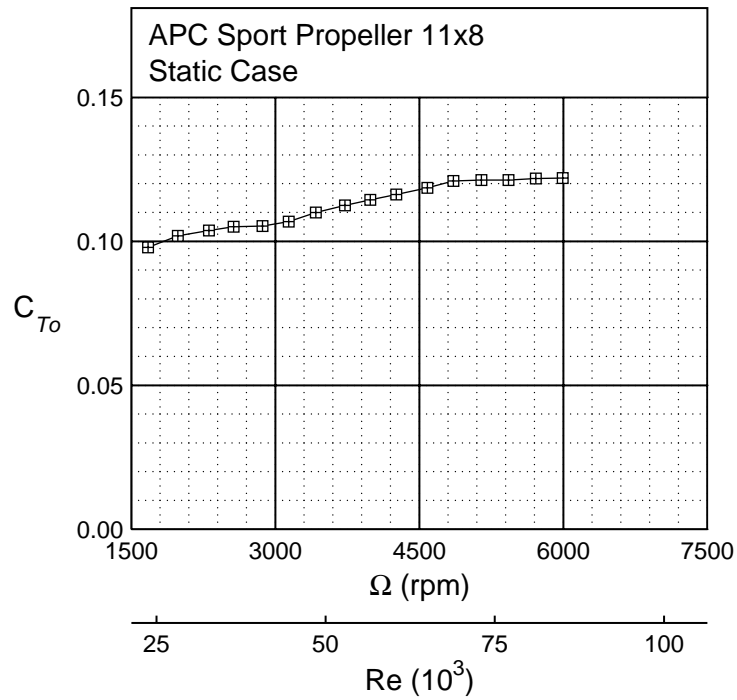


Figure 5.95: APC Sport Prop 11x8 static thrust.

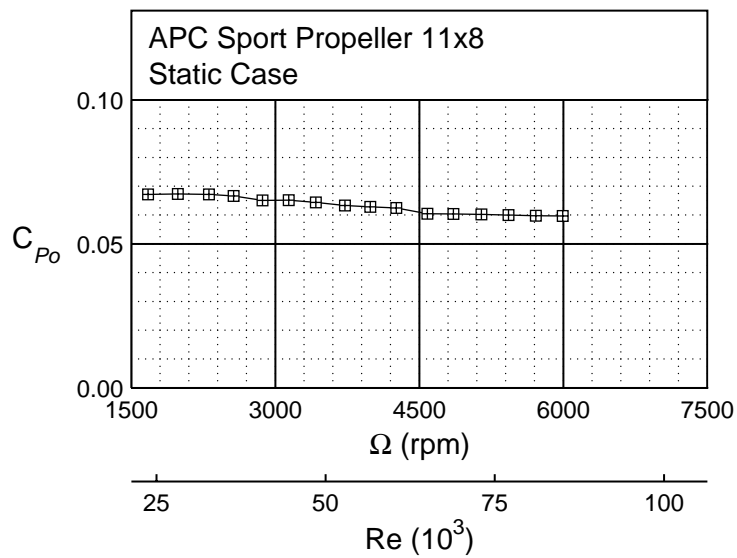
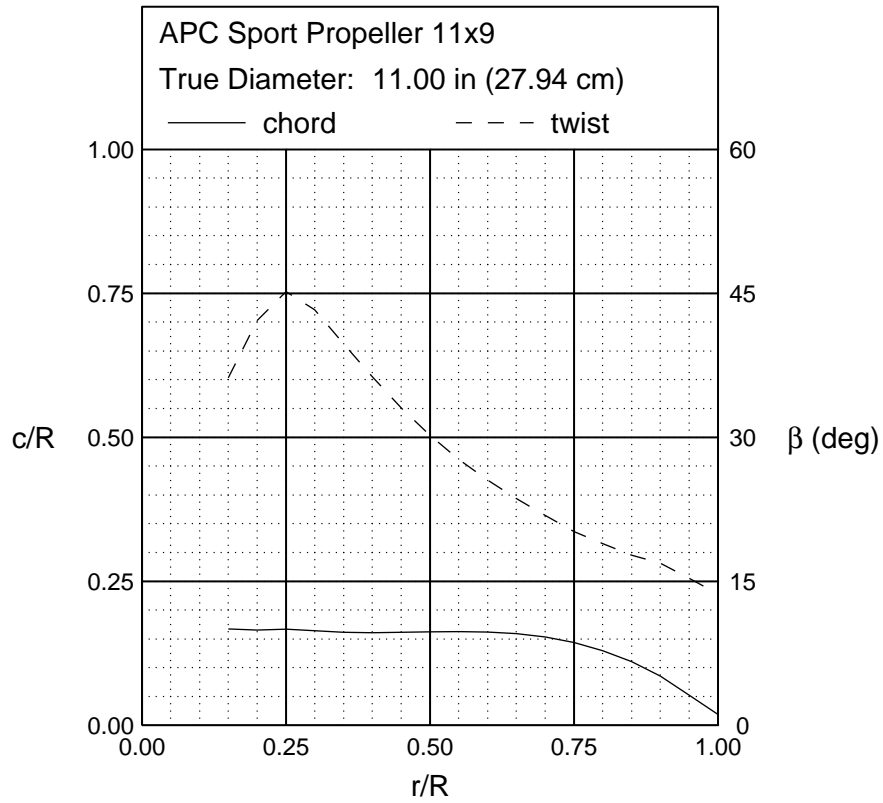


Figure 5.96: APC Sport Prop 11x8 static power.



Front View



Side View

Figure 5.97: APC Sport Prop 11x9 geometric characteristics.

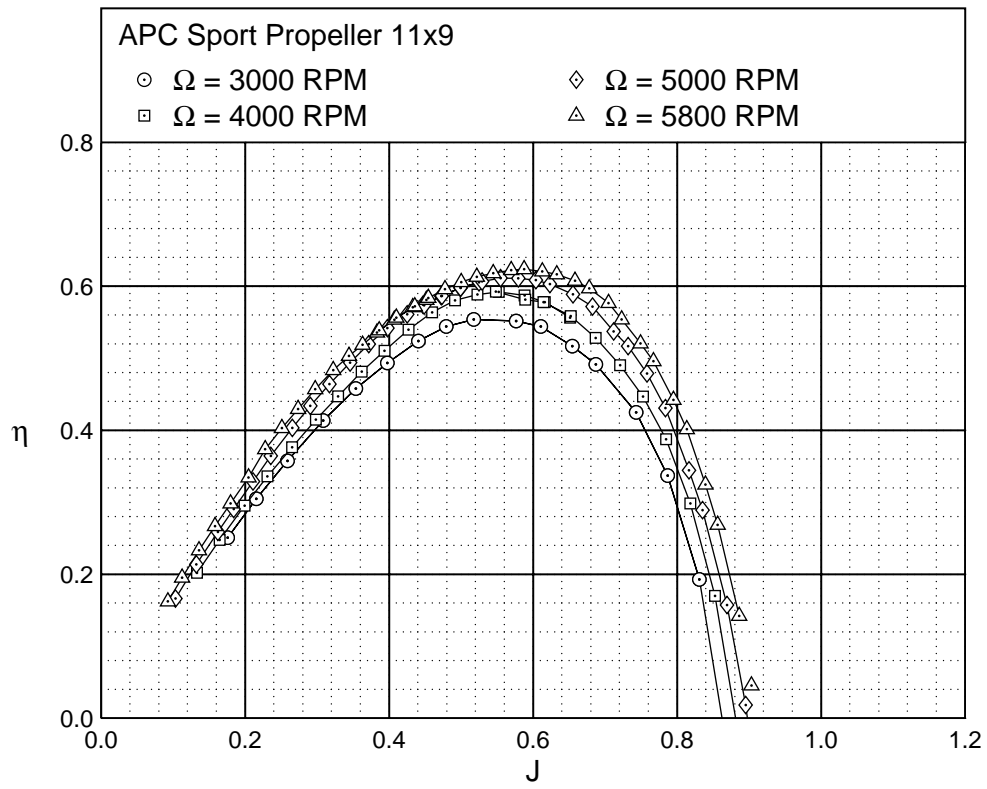


Figure 5.98: APC Sport Prop 11×9 efficiency curves.

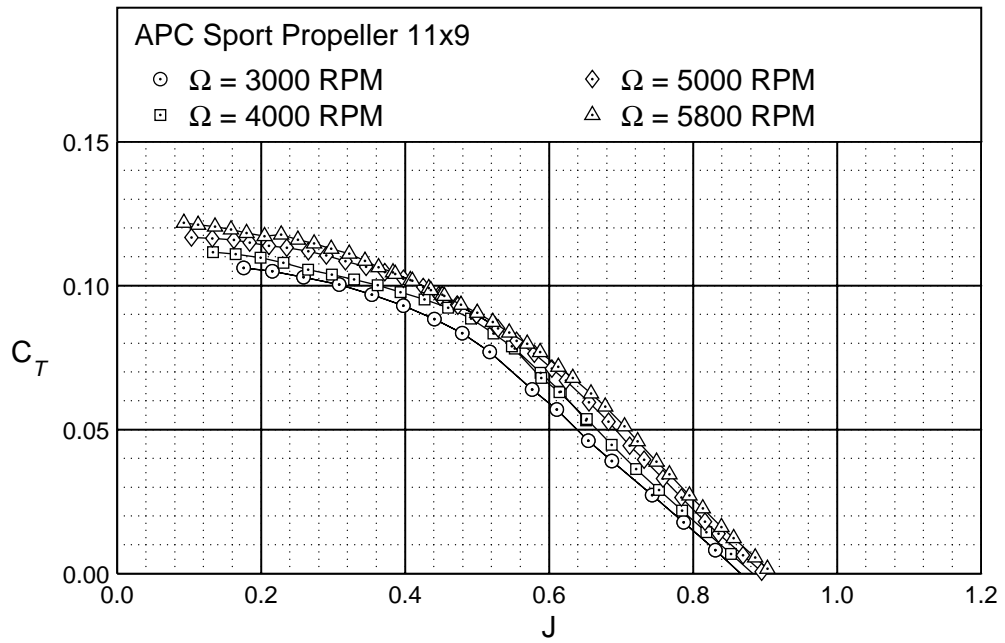


Figure 5.99: APC Sport Prop 11×9 thrust characteristics.

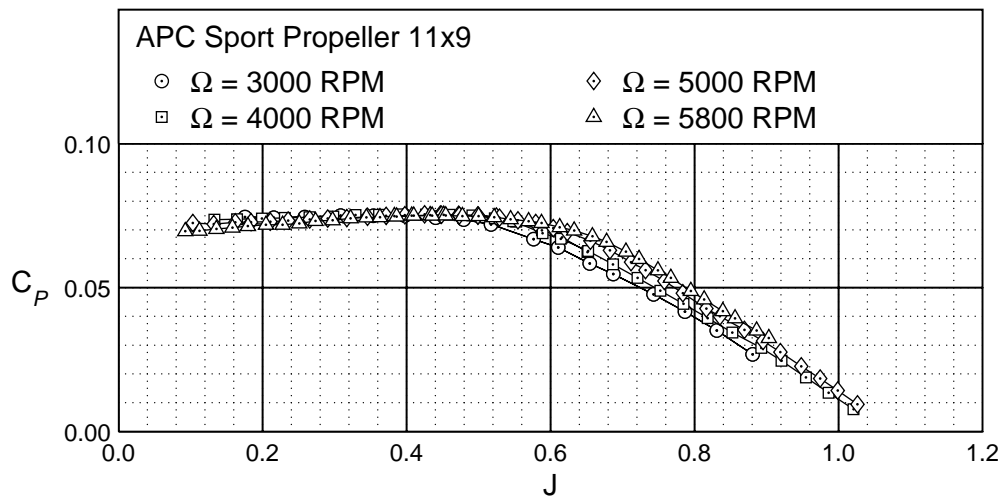


Figure 5.100: APC Sport Prop 11×9 power characteristics.

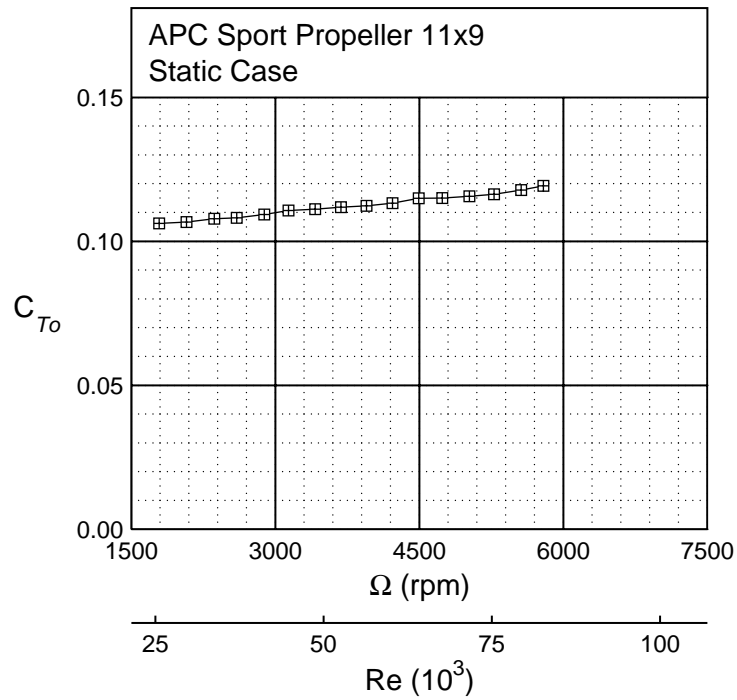


Figure 5.101: APC Sport Prop 11×9 static thrust.

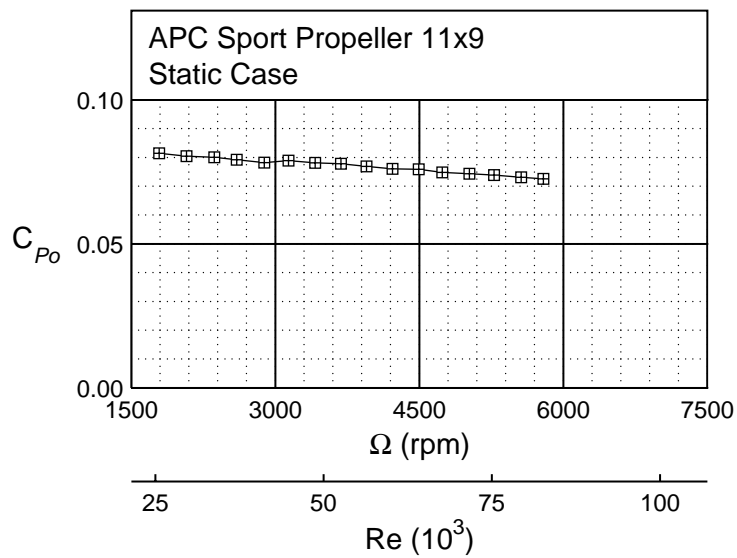
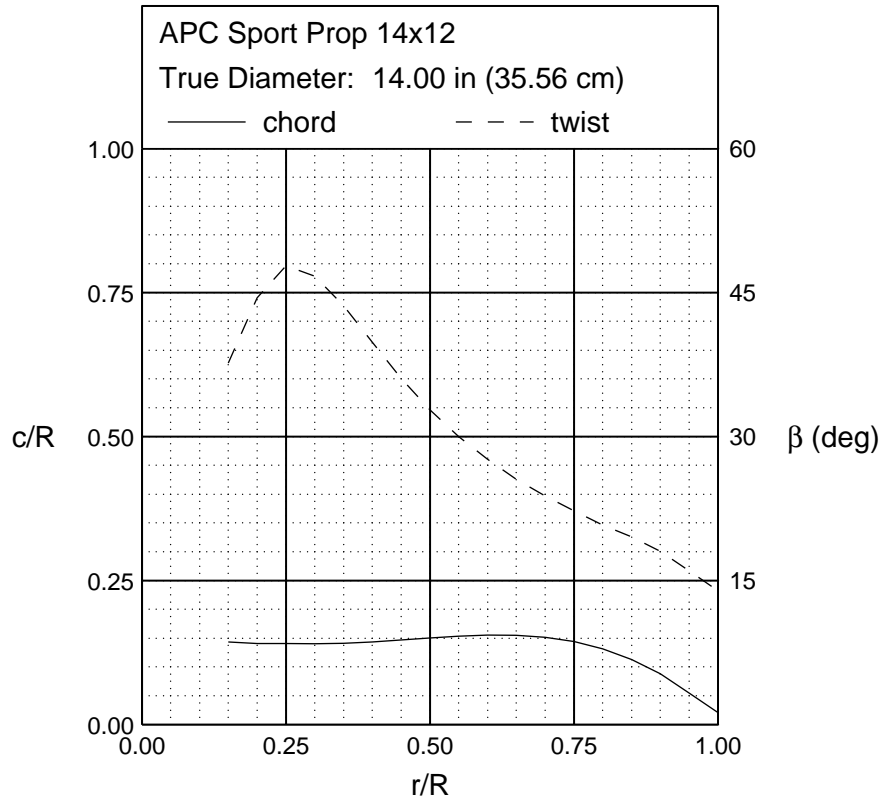


Figure 5.102: APC Sport Prop 11×9 static power.



Front View



Side View

Figure 5.103: APC Sport Prop 14×13 geometric characteristics.

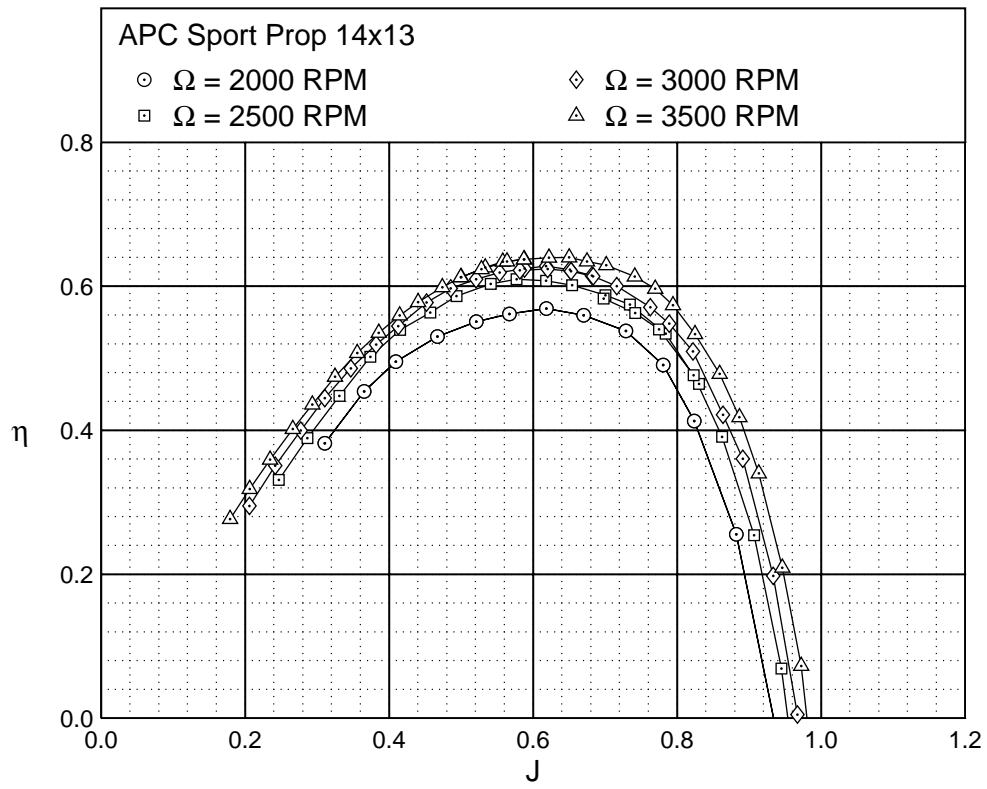


Figure 5.104: APC Sport Prop 14×13 efficiency curves.

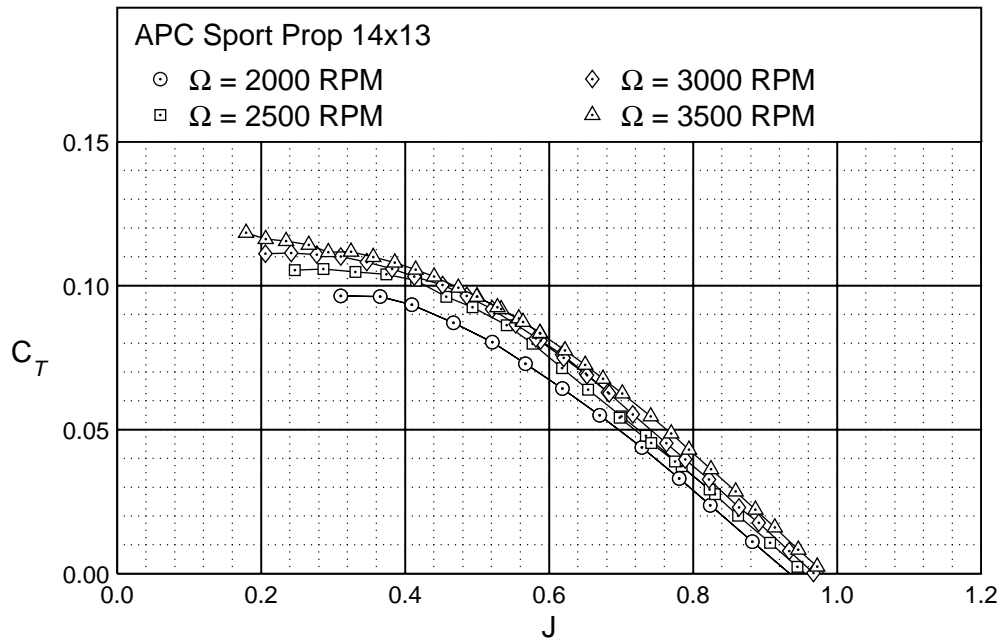


Figure 5.105: APC Sport Prop 14x13 thrust characteristics.

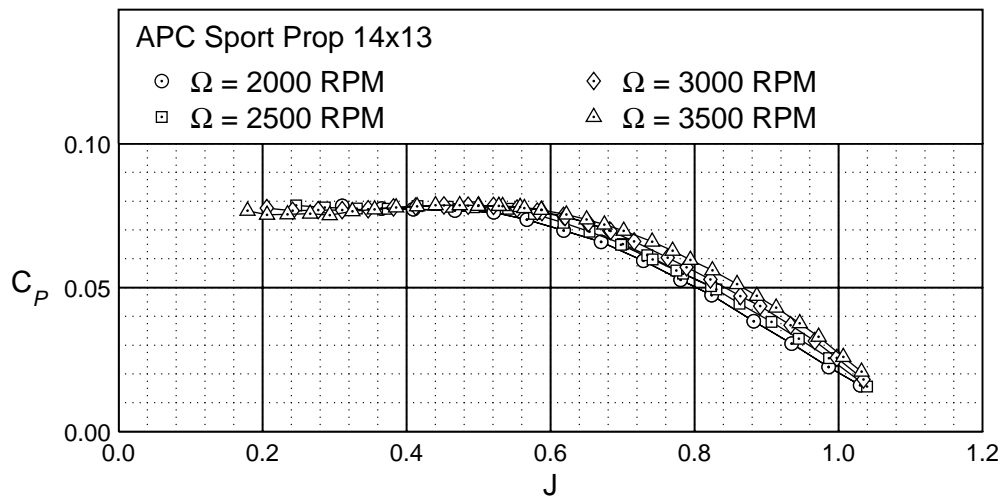


Figure 5.106: APC Sport Prop 14x13 power characteristics.

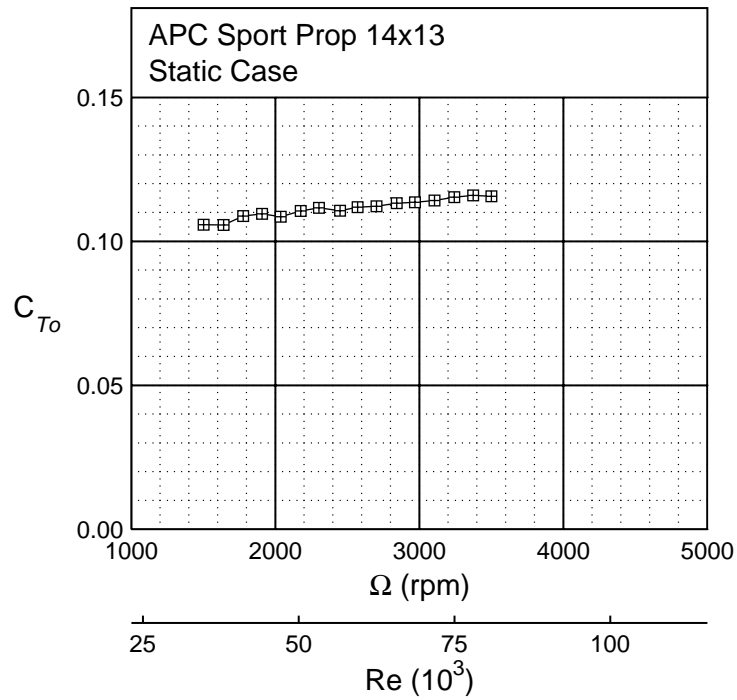


Figure 5.107: APC Sport Prop 14×13 static thrust.

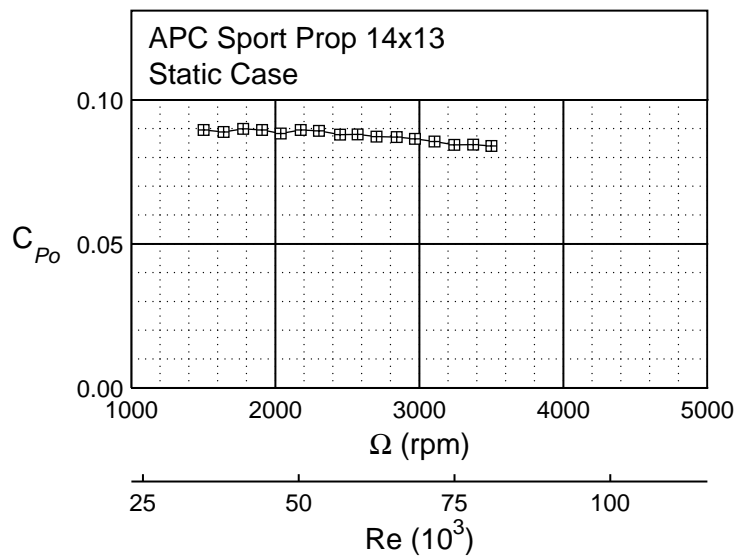
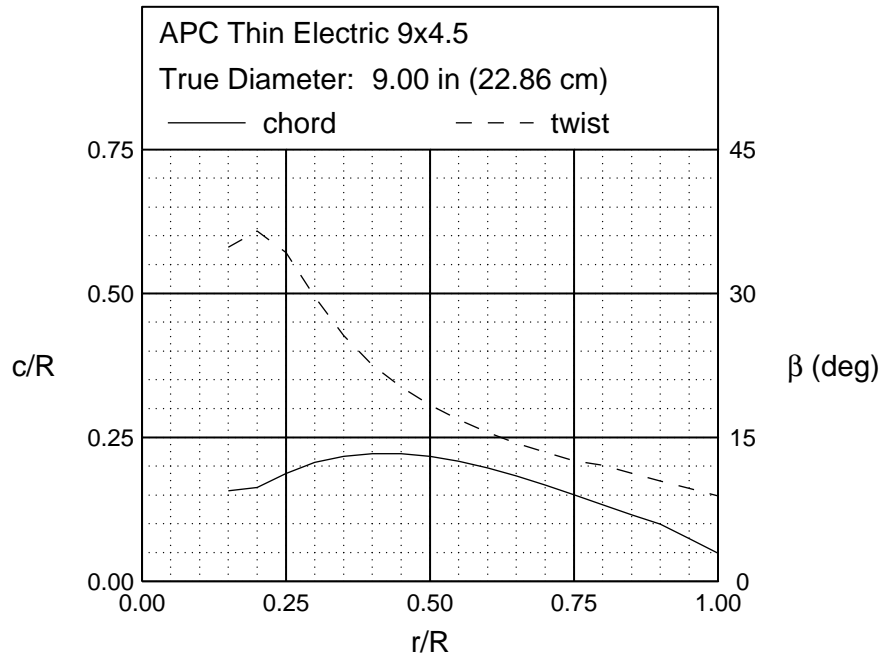


Figure 5.108: APC Sport Prop 14×13 static power.



Front View



Side View

Figure 5.109: APC Thin Electric 9×4.5 geometric characteristics.

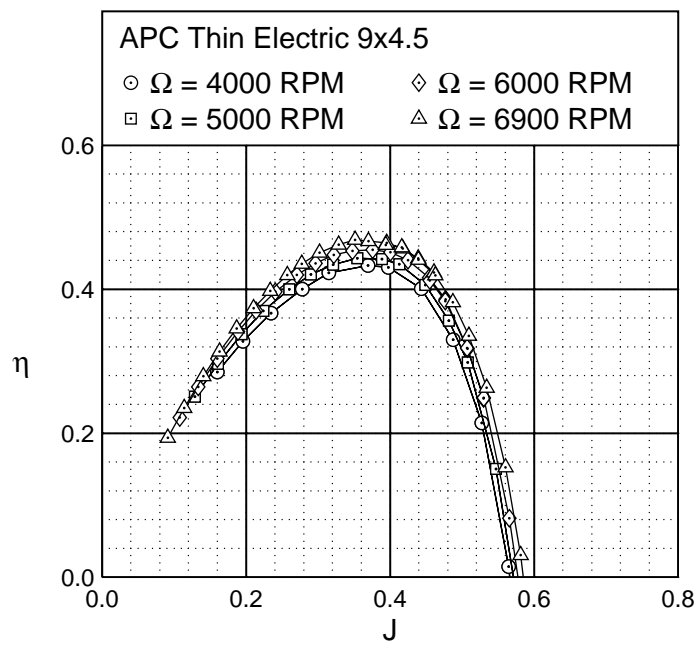


Figure 5.110: APC Thin Electric 9×4.5 efficiency curves.

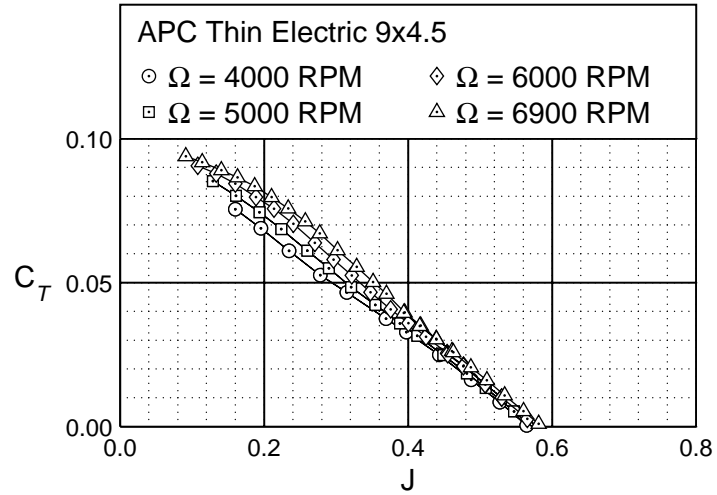


Figure 5.111: APC Thin Electric 9×4.5 thrust characteristics.

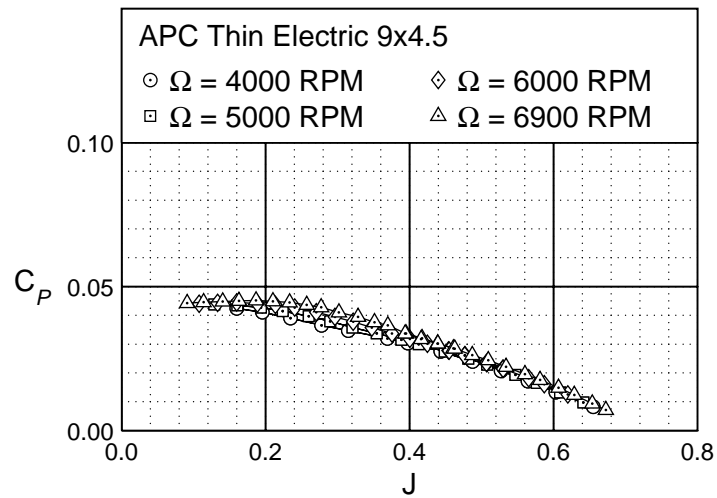


Figure 5.112: APC Thin Electric 9×4.5 power characteristics.

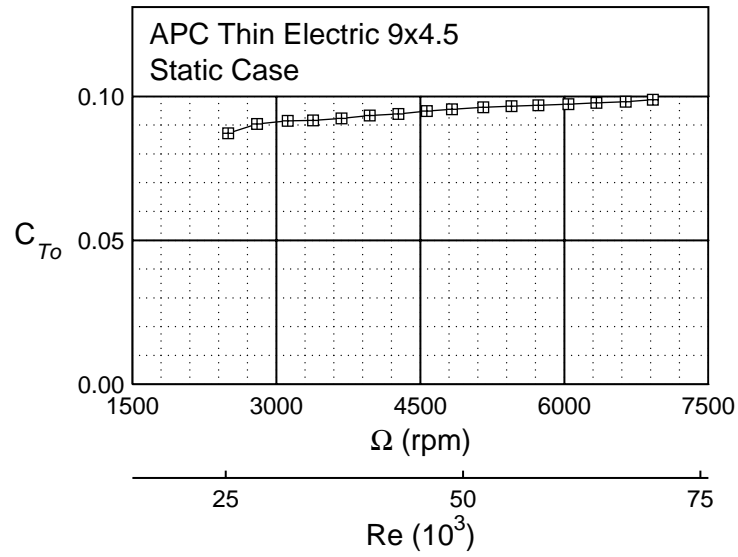


Figure 5.113: APC Thin Electric 9×4.5 static thrust.

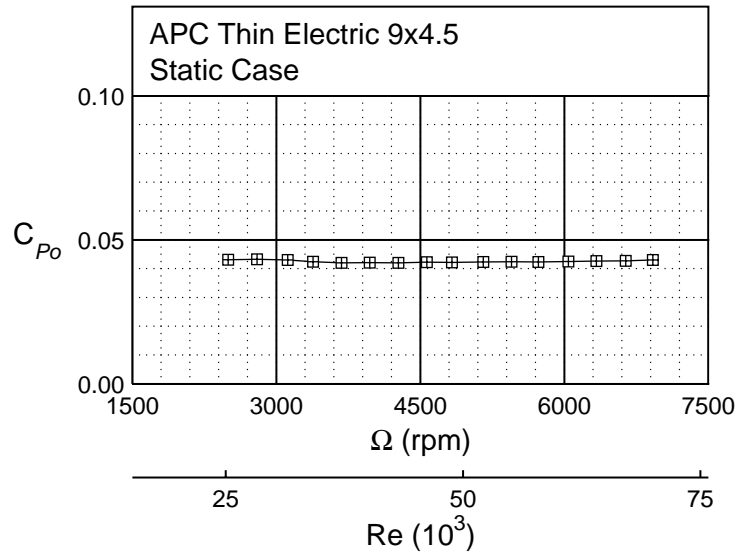
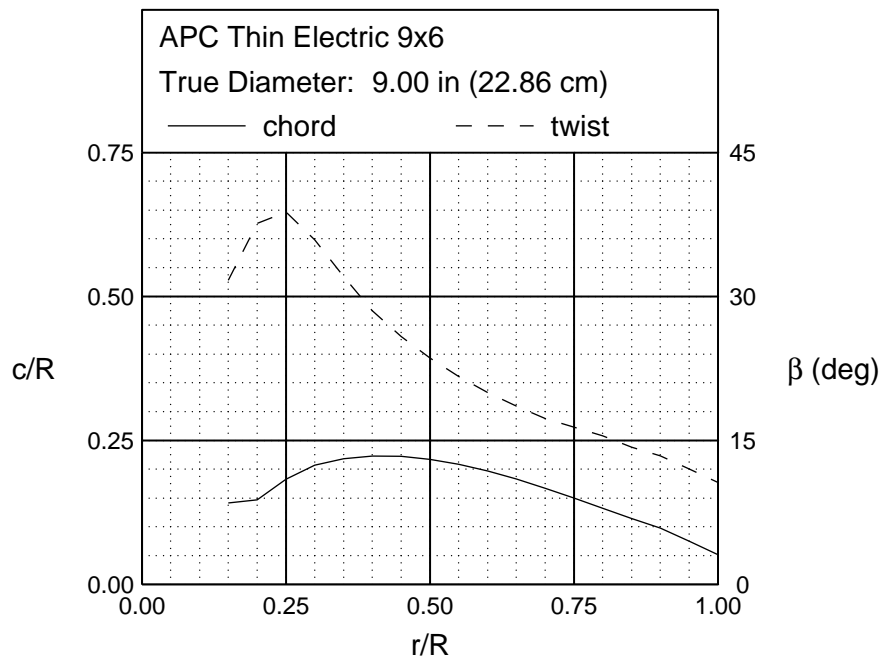


Figure 5.114: APC Thin Electric 9×4.5 static power.



Front View



Side View

Figure 5.115: APC Thin Electric 9×6 geometric characteristics.

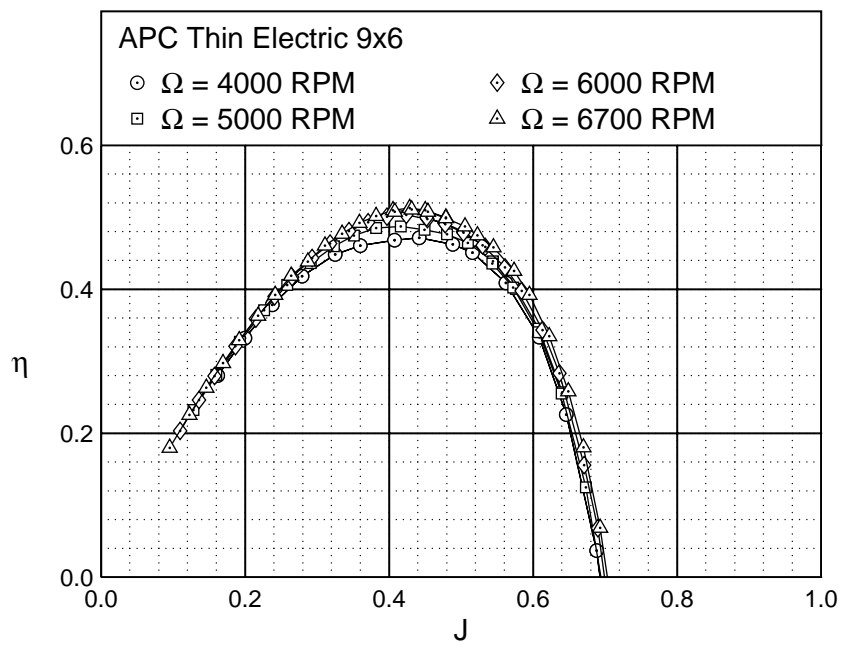


Figure 5.116: APC Thin Electric 9×6 efficiency curves.

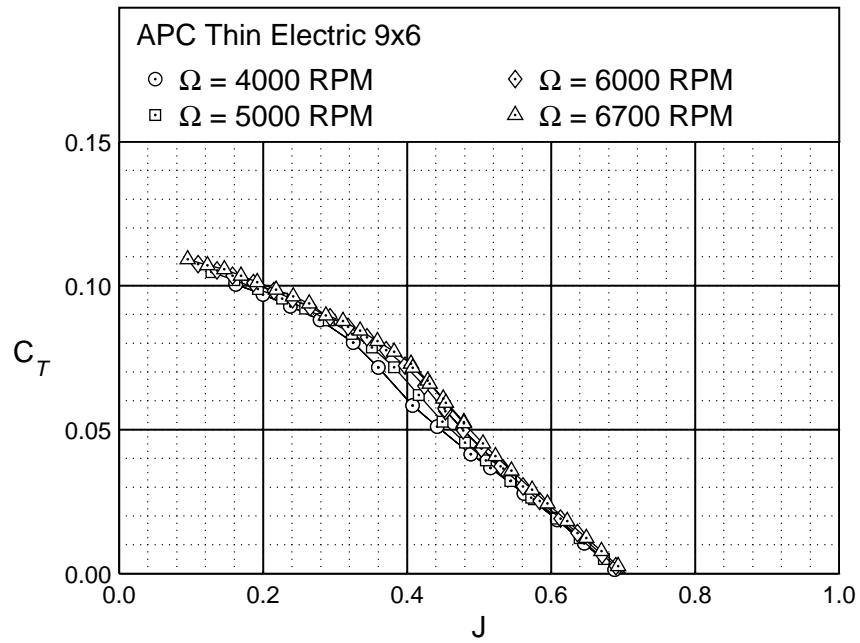


Figure 5.117: APC Thin Electric 9×6 thrust characteristics.

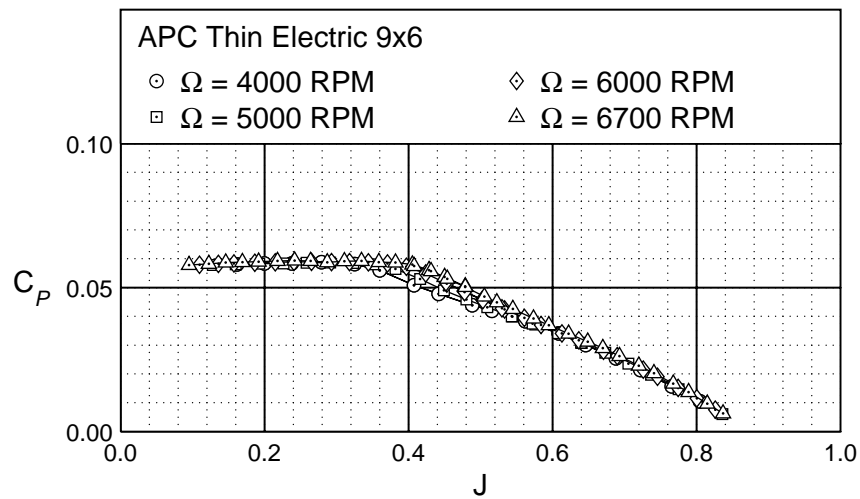


Figure 5.118: APC Thin Electric 9×6 power characteristics.

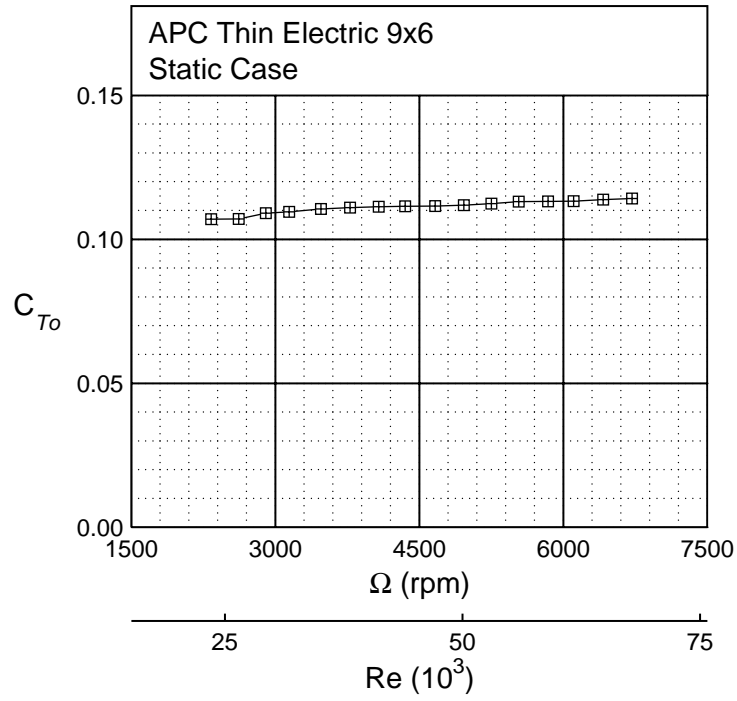


Figure 5.119: APC Thin Electric 9×6 static thrust.

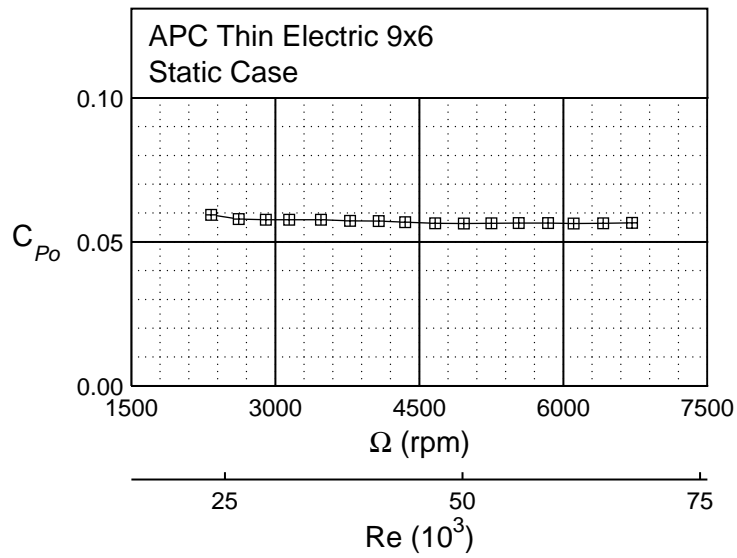
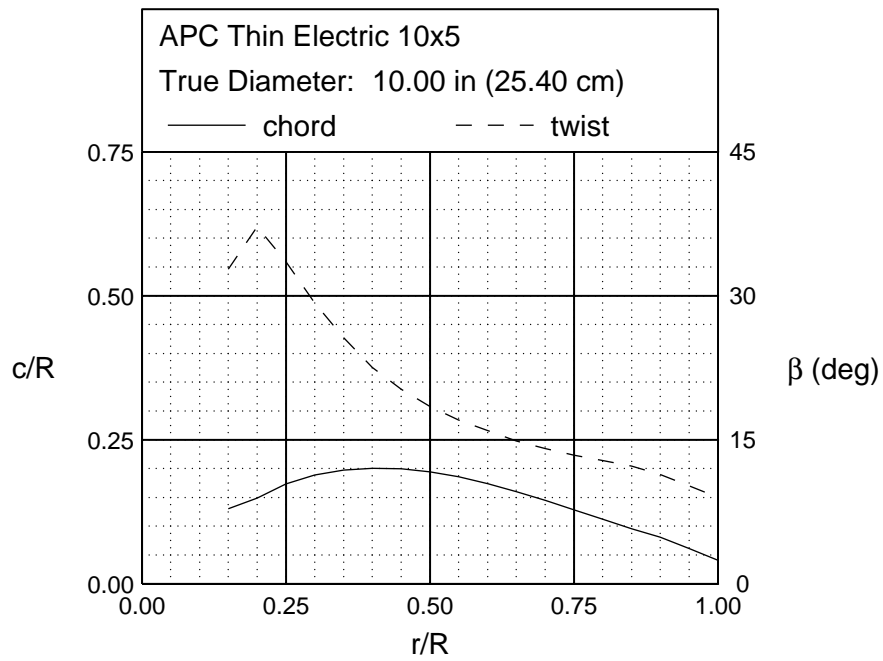


Figure 5.120: APC Thin Electric 9×6 static power.



Front View



Side View

Figure 5.121: APC Thin Electric 10×5 geometric characteristics.

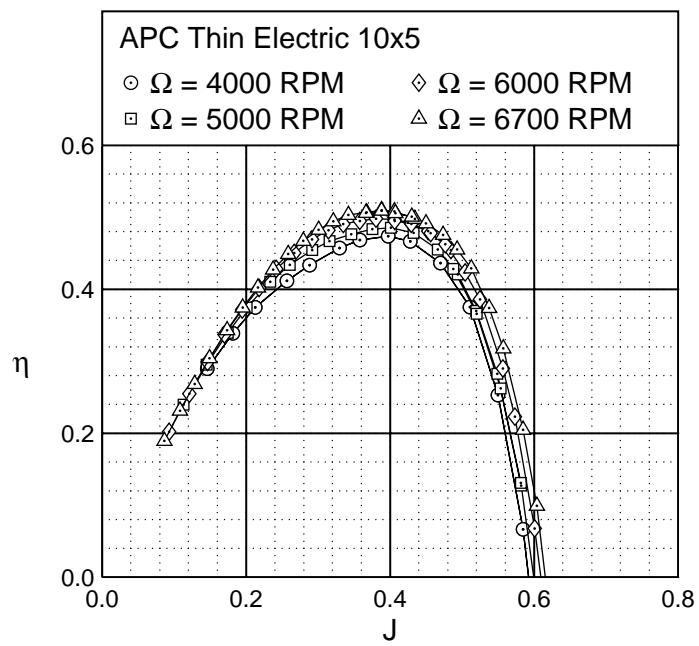


Figure 5.122: APC Thin Electric 10×5 efficiency curves.

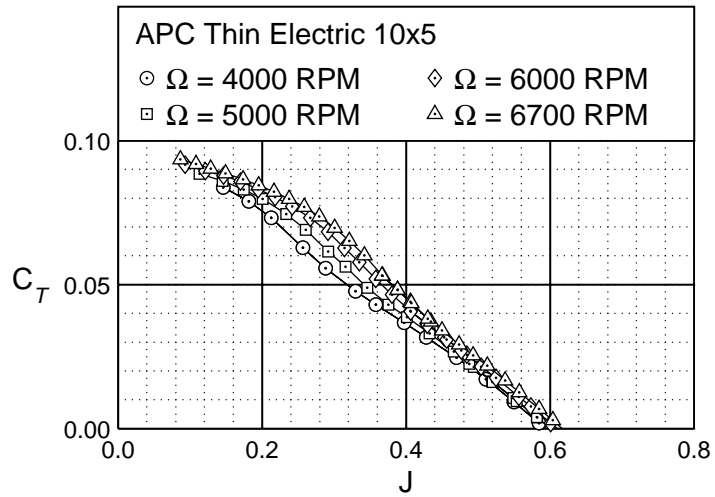


Figure 5.123: APC Thin Electric 10×5 thrust characteristics.

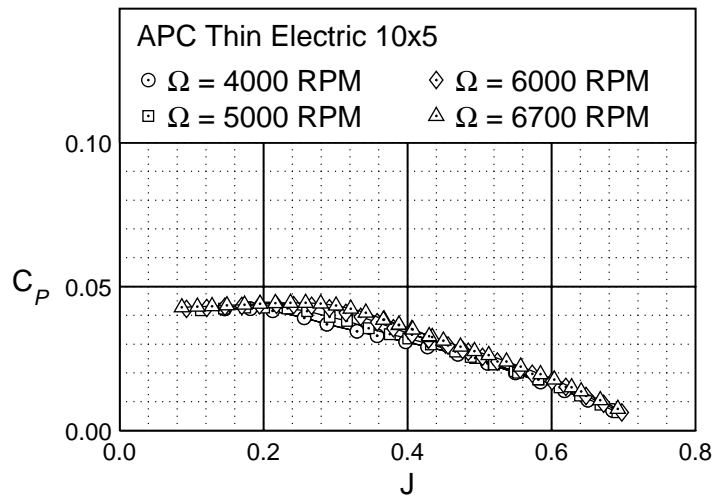


Figure 5.124: APC Thin Electric 10×5 power characteristics.

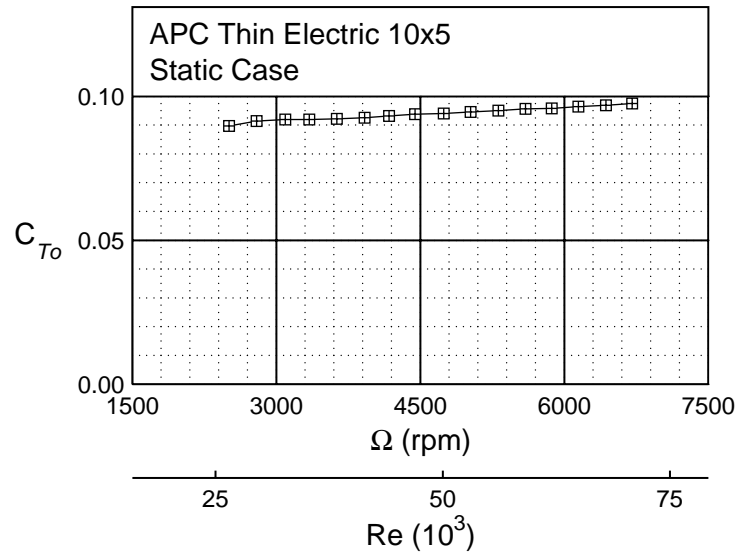


Figure 5.125: APC Thin Electric 10×5 static thrust.

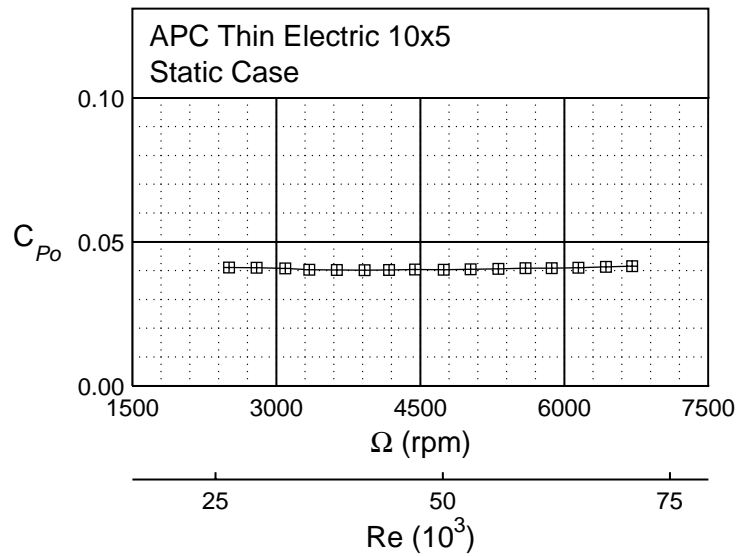
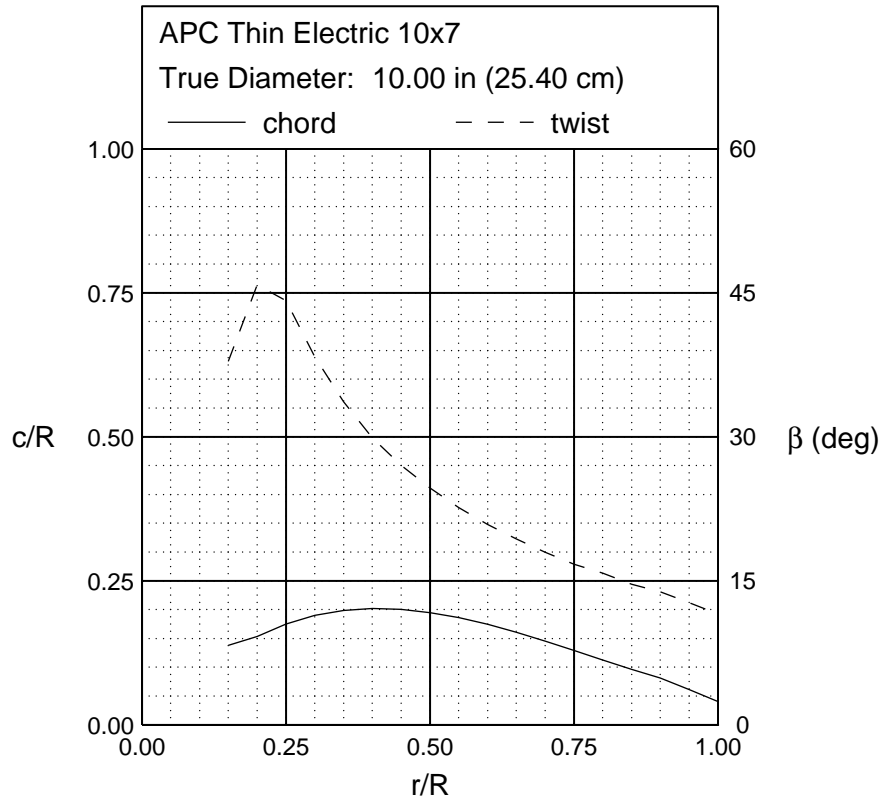


Figure 5.126: APC Thin Electric 10×5 static power.



Front View



Side View

Figure 5.127: APC Thin Electric 10×7 geometric characteristics.

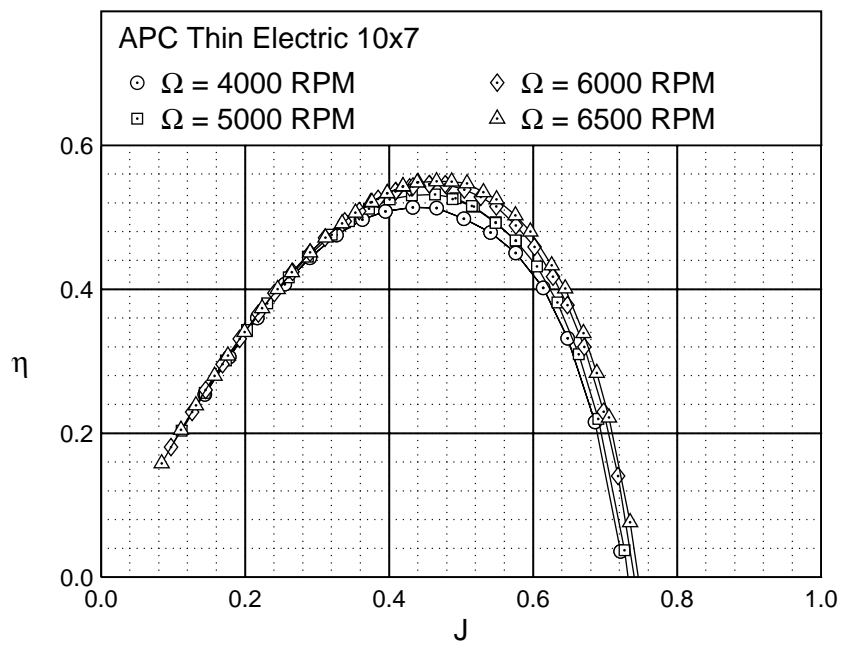


Figure 5.128: APC Thin Electric 10×7 efficiency curves.

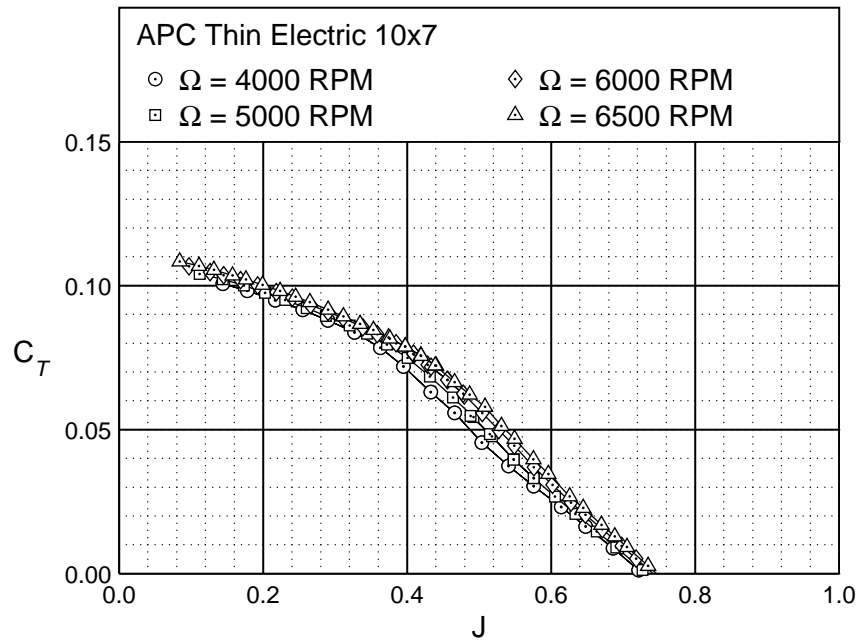


Figure 5.129: APC Thin Electric 10×7 thrust characteristics.

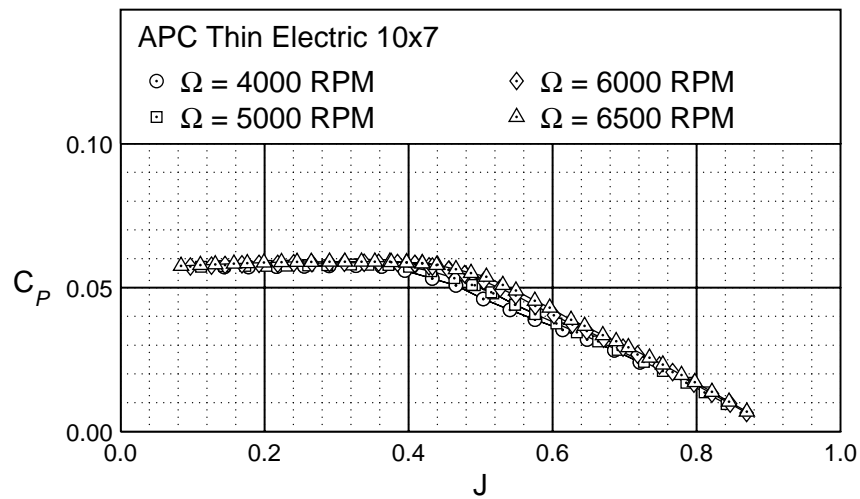


Figure 5.130: APC Thin Electric 10×7 power characteristics.

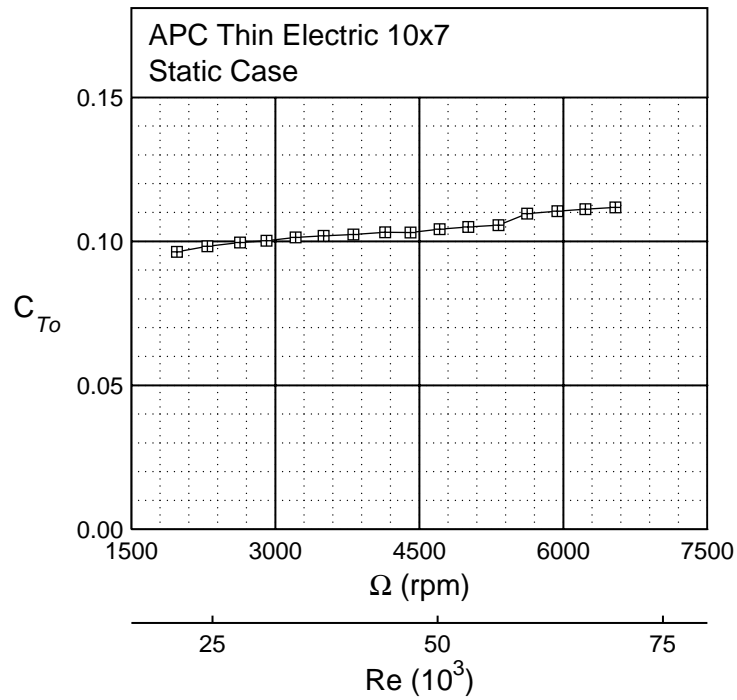


Figure 5.131: APC Thin Electric 10×7 static thrust.

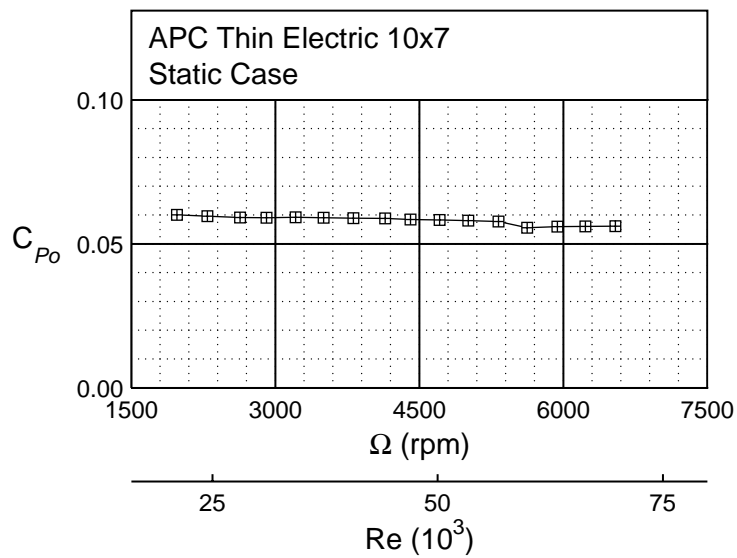
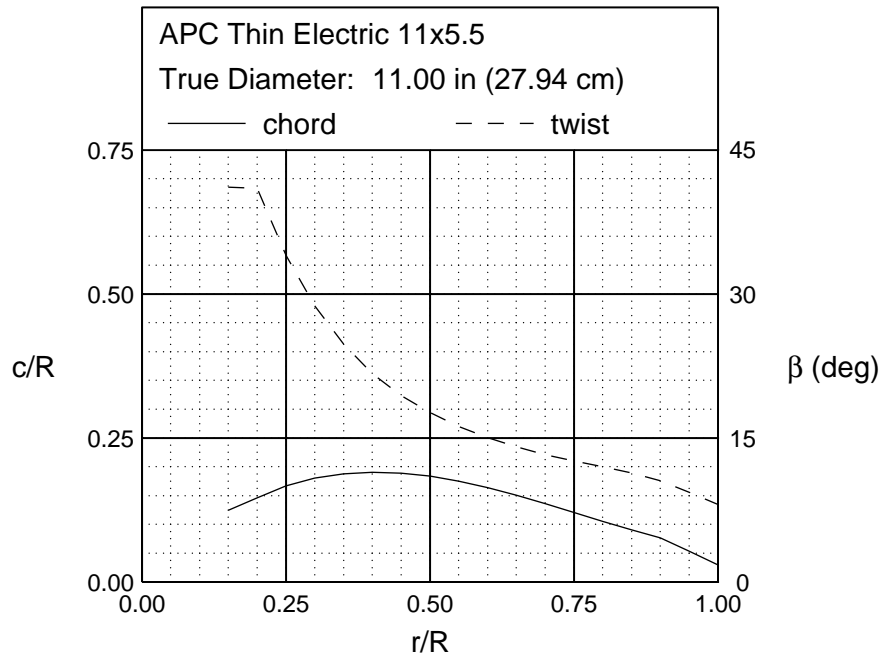


Figure 5.132: APC Thin Electric 10×7 static power.



Front View



Side View

Figure 5.133: APC Thin Electric 11×5.5 geometric characteristics.

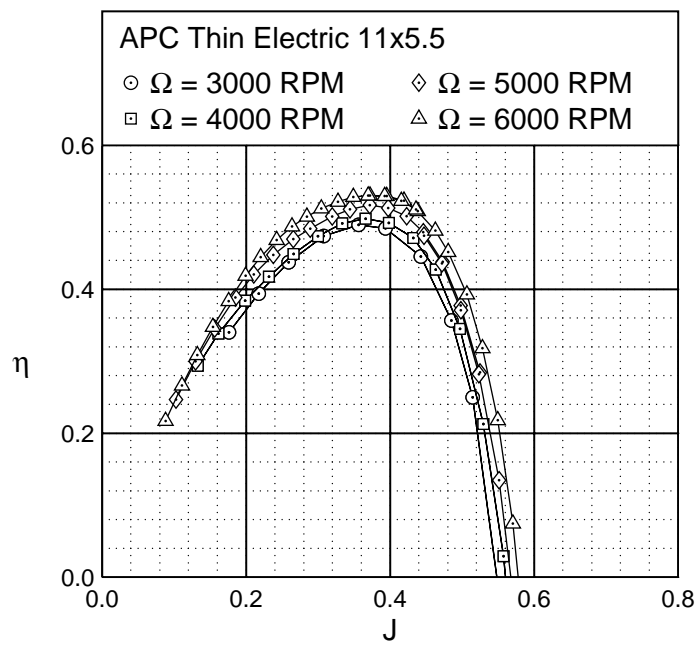


Figure 5.134: APC Thin Electric 11×5.5 efficiency curves.

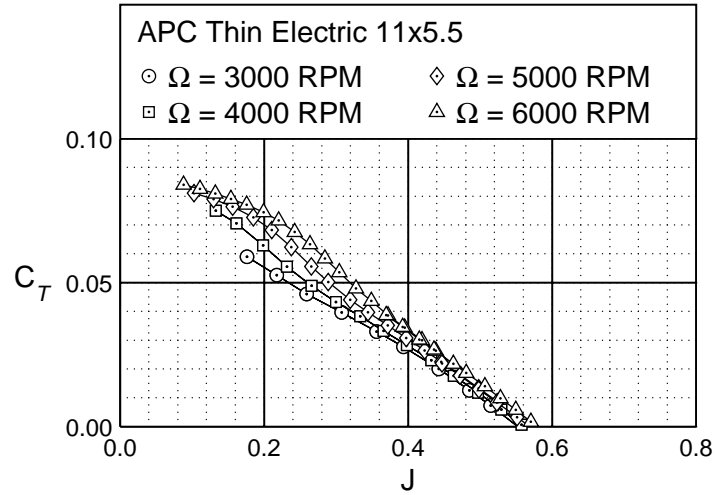


Figure 5.135: APC Thin Electric 11×5.5 thrust characteristics.

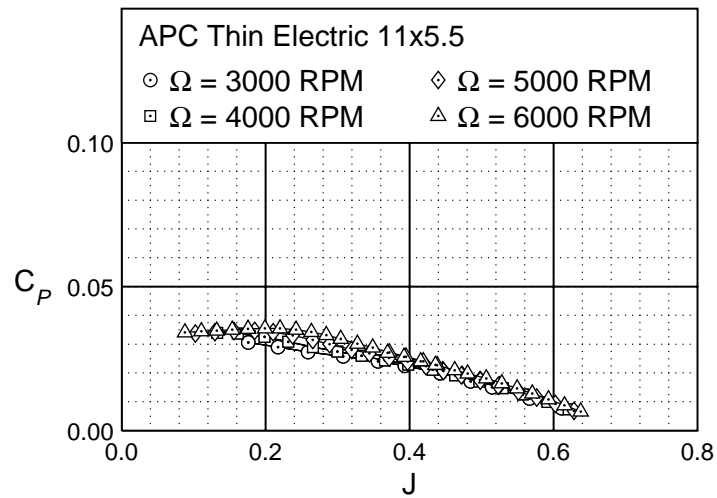


Figure 5.136: APC Thin Electric 11×5.5 power characteristics.

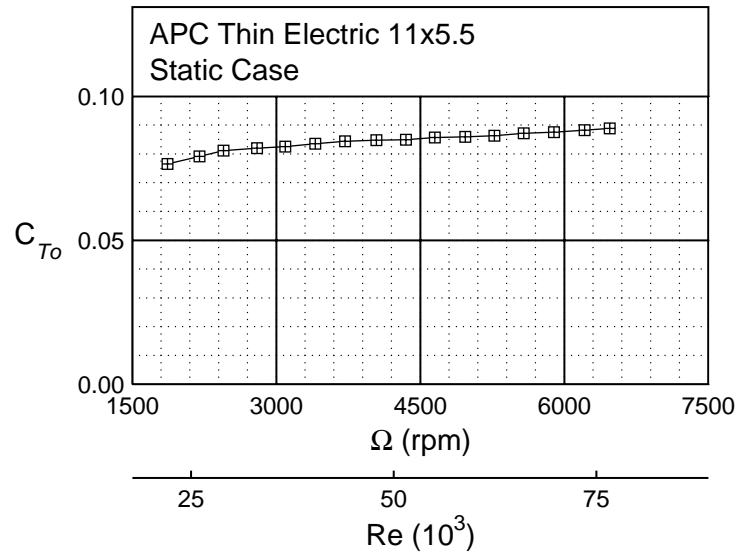


Figure 5.137: APC Thin Electric 11x5.5 static thrust.

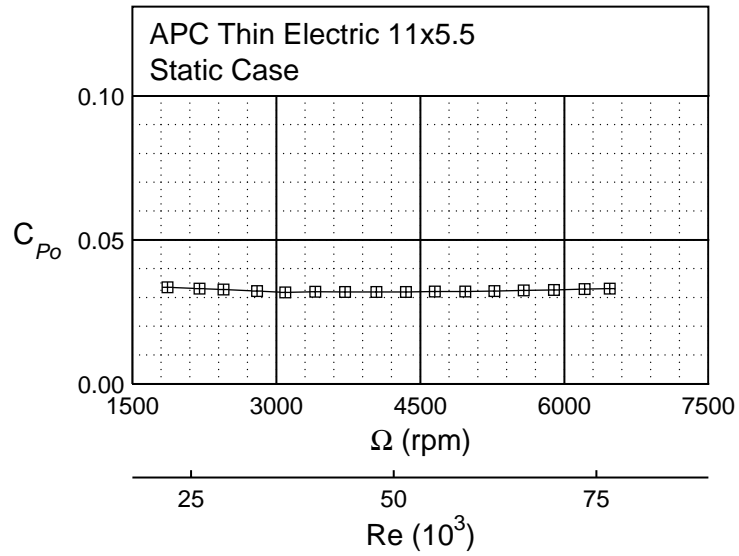
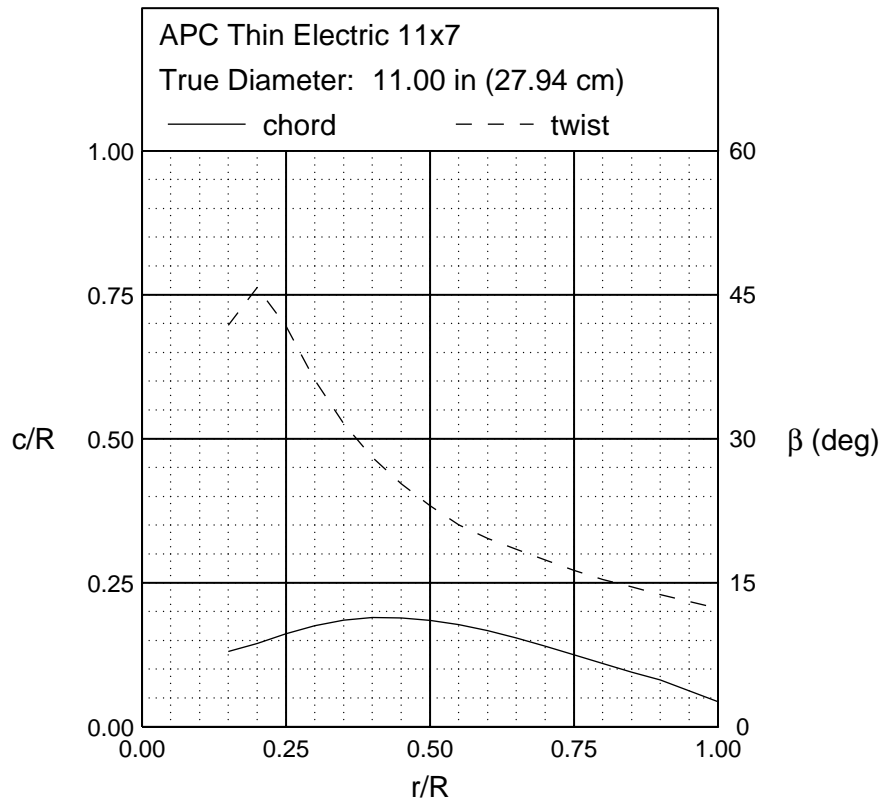


Figure 5.138: APC Thin Electric 11x5.5 static power.



Front View



Side View

Figure 5.139: APC Thin Electric 11×7 geometric characteristics.

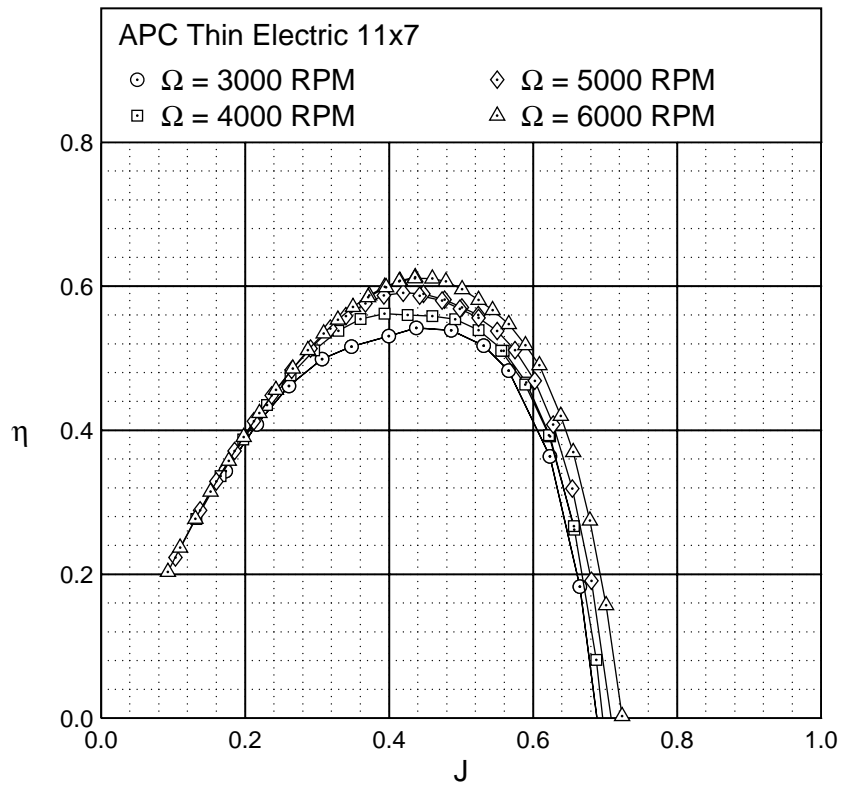


Figure 5.140: APC Thin Electric 11×7 efficiency curves.

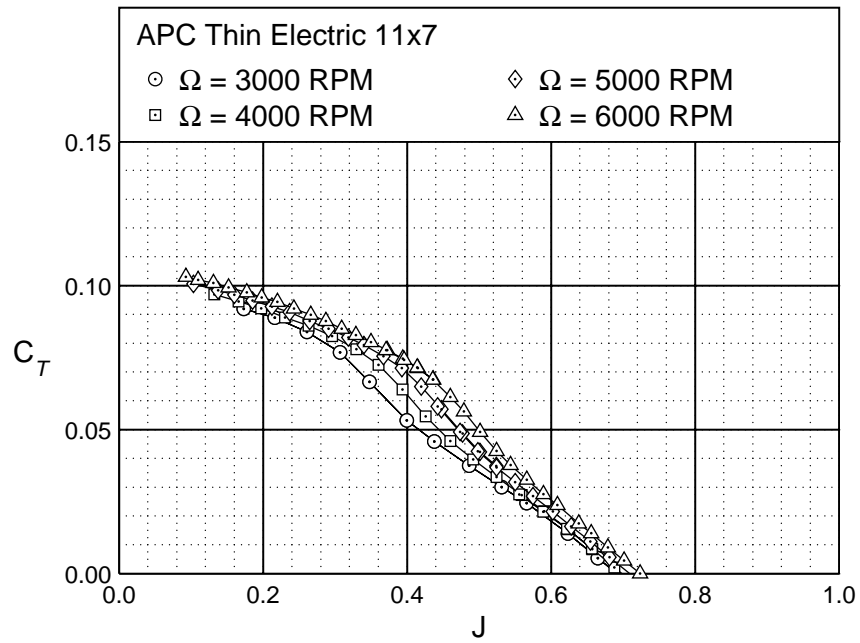


Figure 5.141: APC Thin Electric 11x7 thrust characteristics.

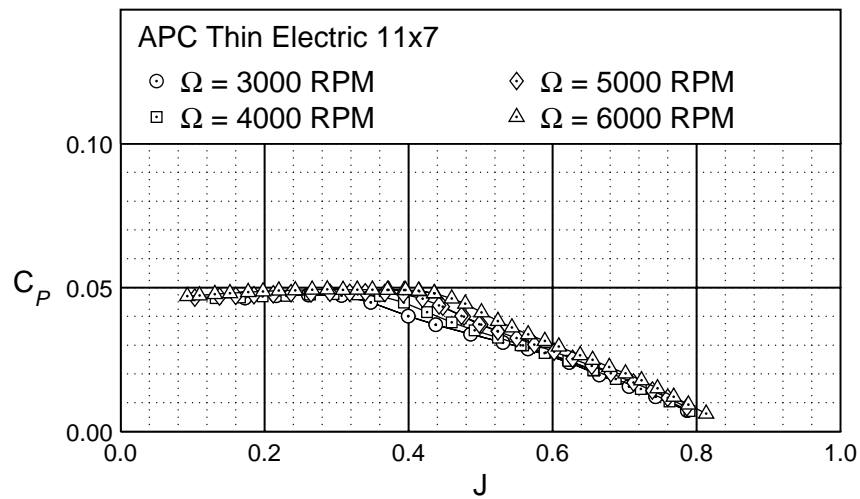


Figure 5.142: APC Thin Electric 11x7 power characteristics.

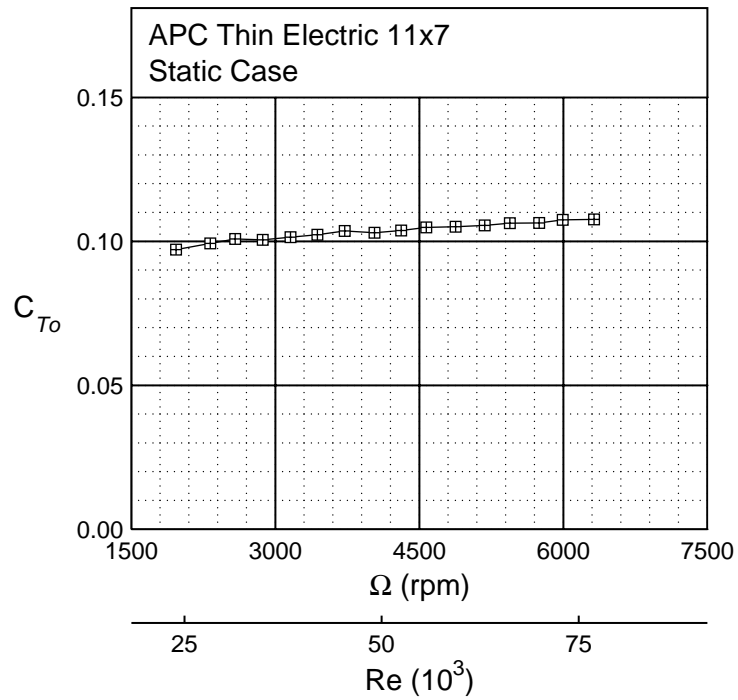


Figure 5.143: APC Thin Electric 11×7 static thrust.

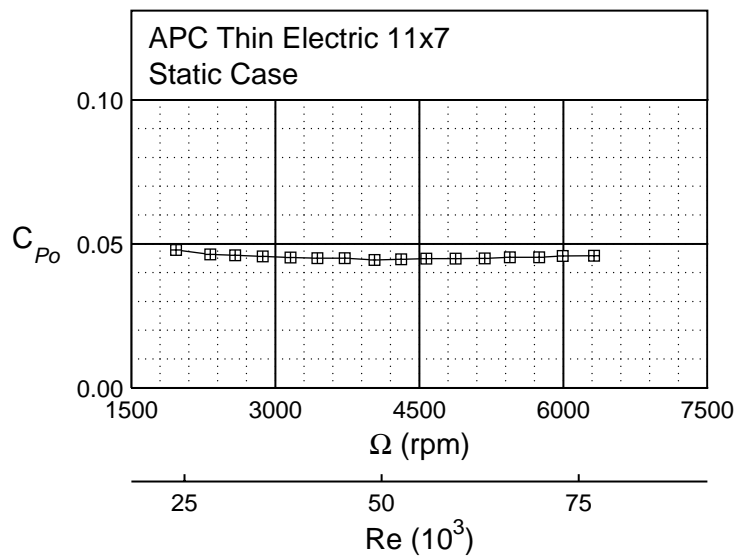
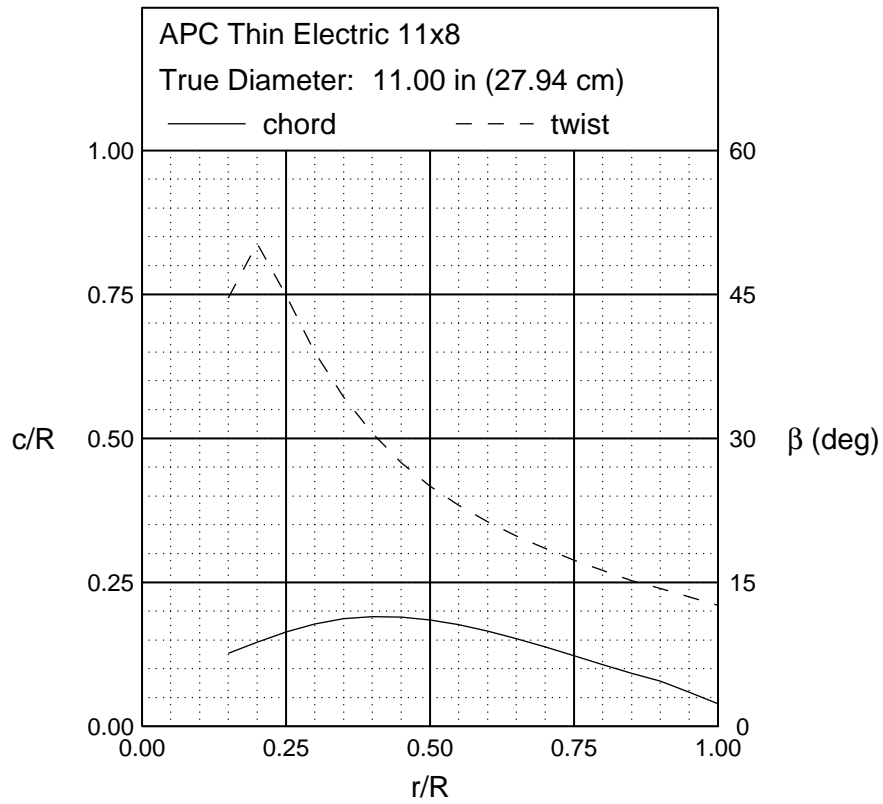


Figure 5.144: APC Thin Electric 11×7 static power.



Front View



Side View

Figure 5.145: APC Thin Electric 11×8 geometric characteristics.

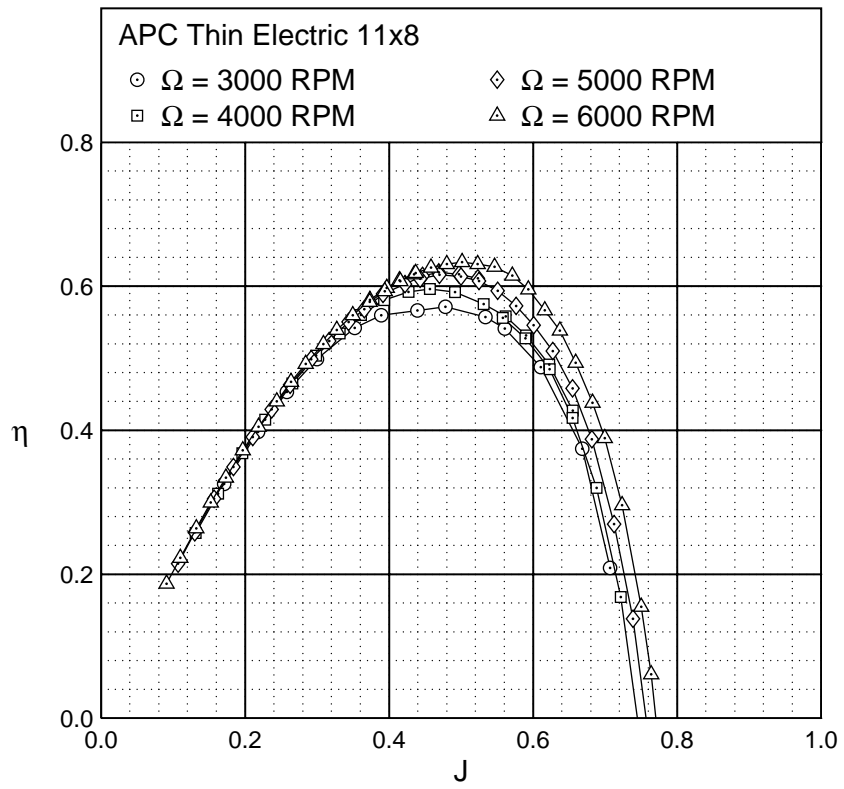


Figure 5.146: APC Thin Electric 11×8 efficiency curves.

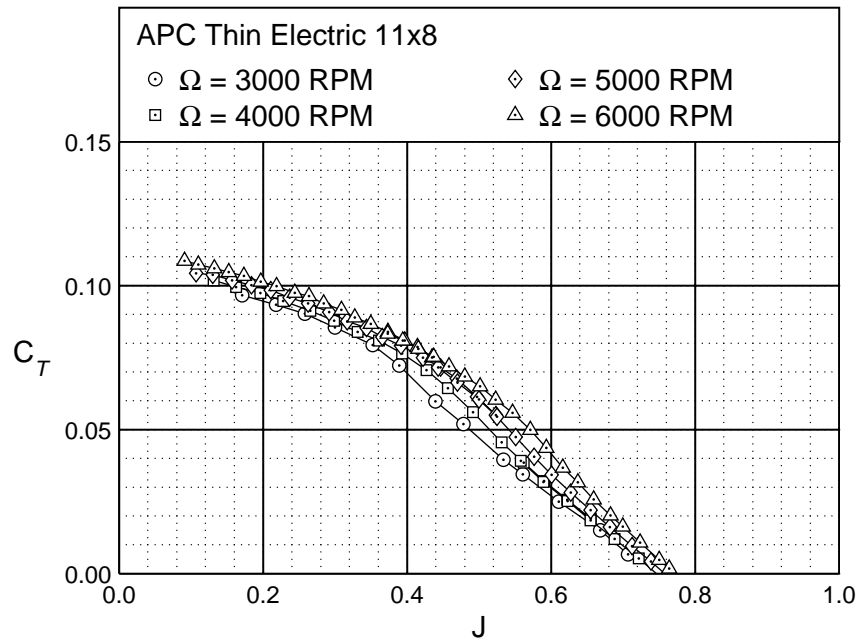


Figure 5.147: APC Thin Electric 11x8 thrust characteristics.

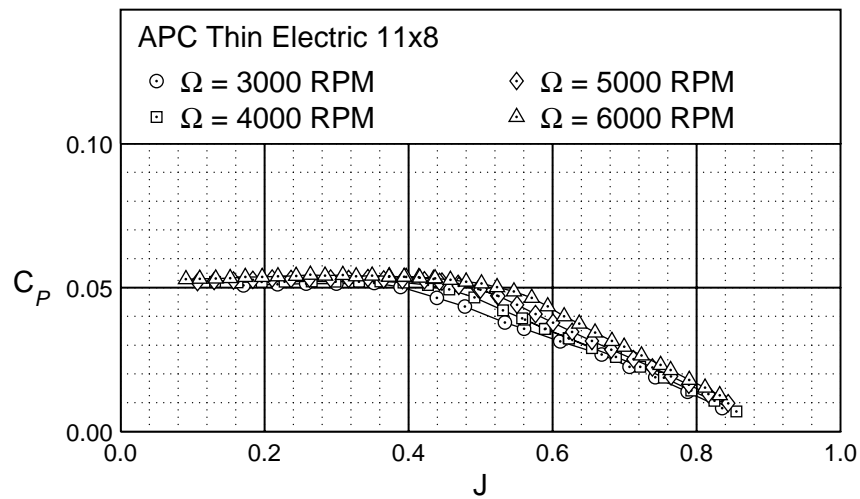


Figure 5.148: APC Thin Electric 11x8 power characteristics.

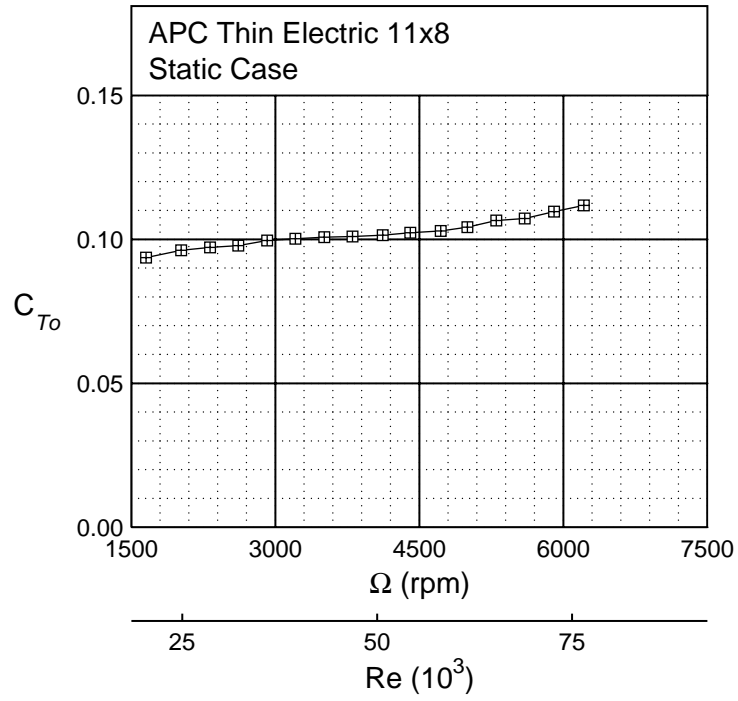


Figure 5.149: APC Thin Electric 11×8 static thrust.

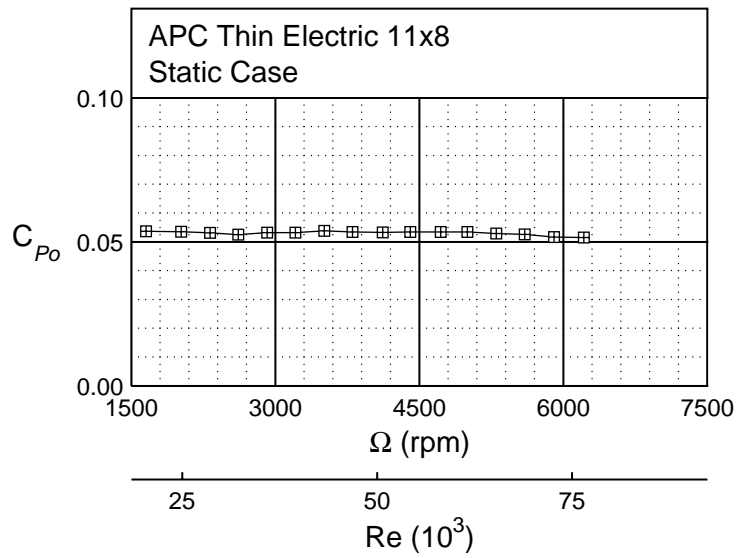
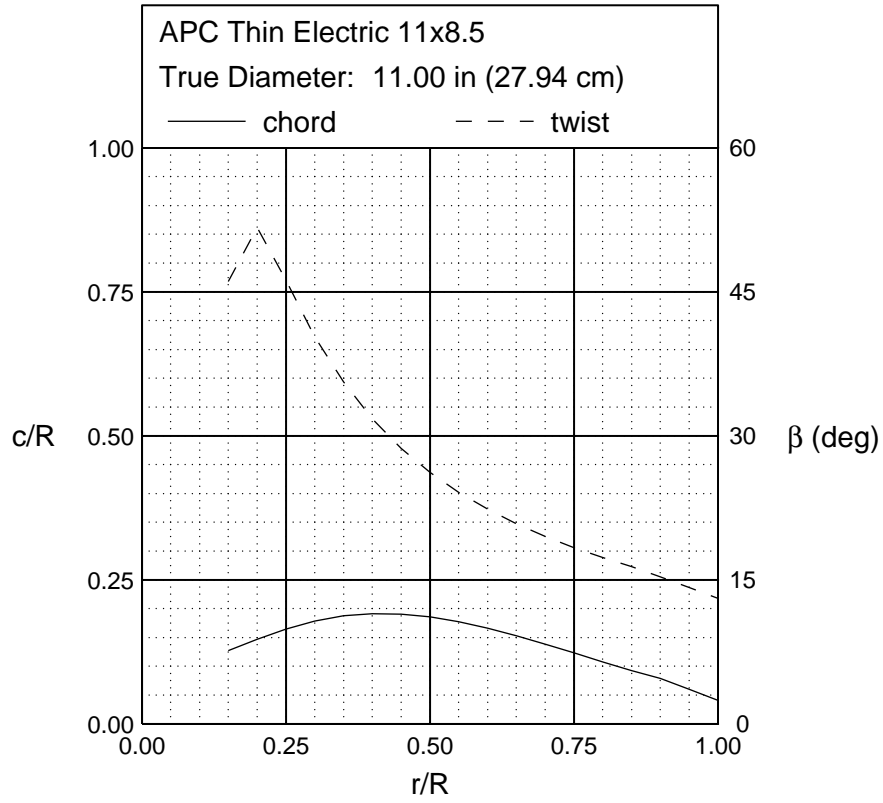


Figure 5.150: APC Thin Electric 11×8 static power.



Front View



Side View

Figure 5.151: APC Thin Electric 11x8.5 geometric characteristics.

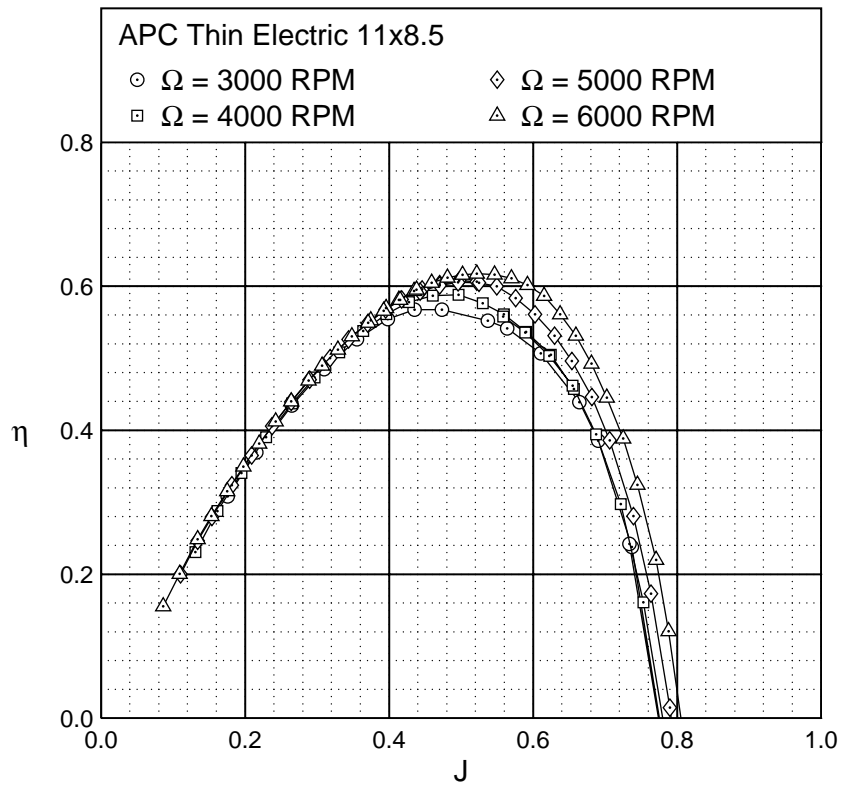


Figure 5.152: APC Thin Electric 11×8.5 efficiency curves.

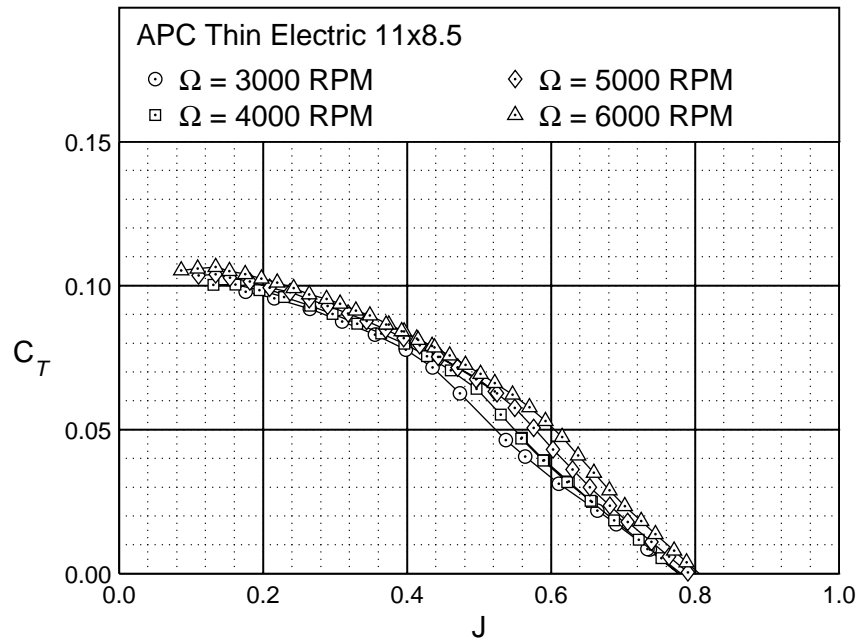


Figure 5.153: APC Thin Electric 11×8.5 thrust characteristics.

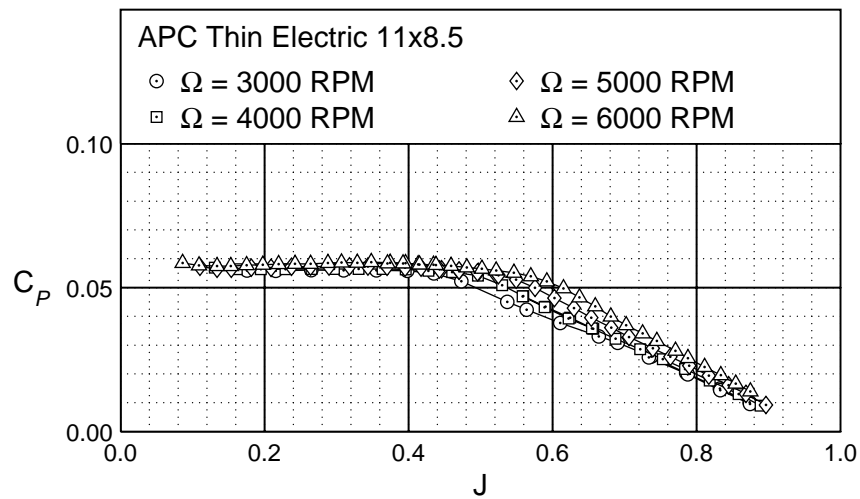


Figure 5.154: APC Thin Electric 11×8.5 power characteristics.

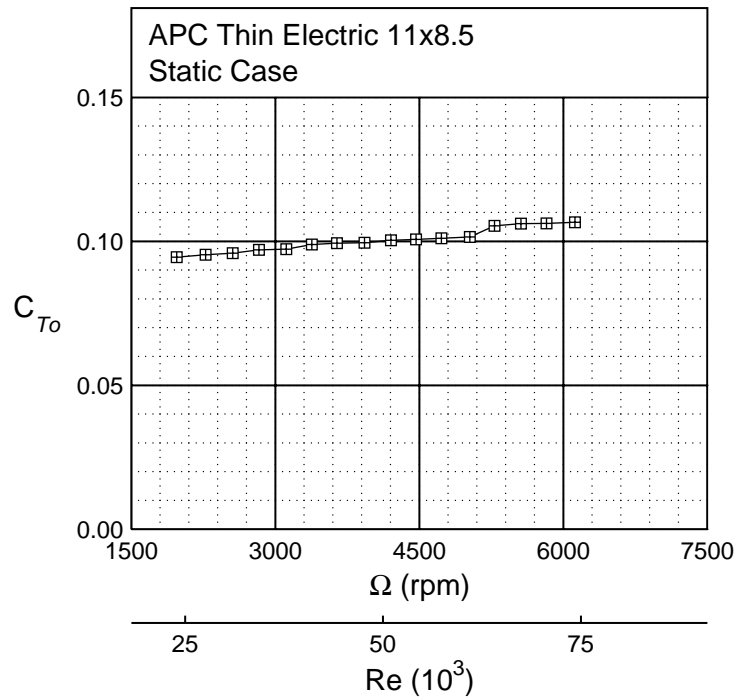


Figure 5.155: APC Thin Electric 11×8.5 static thrust.

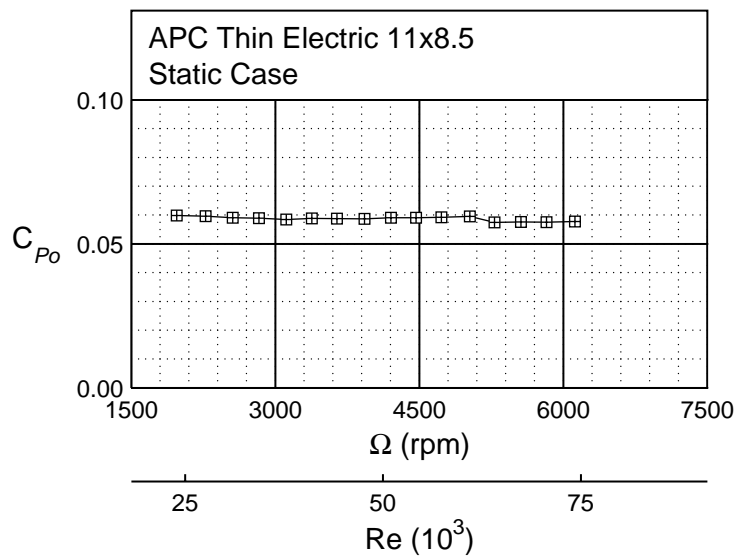
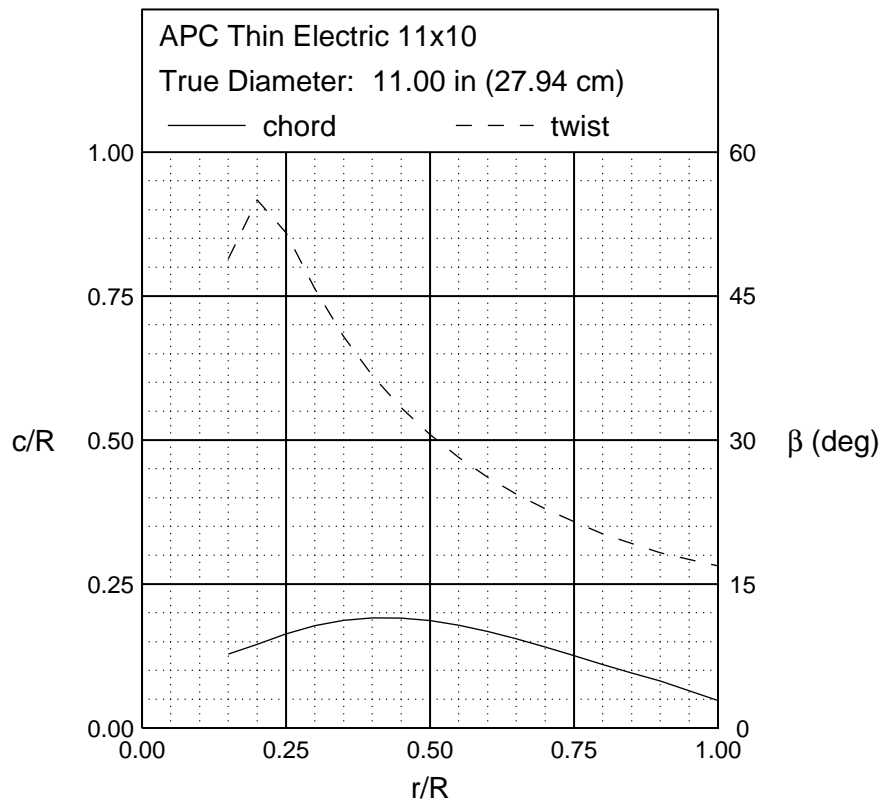


Figure 5.156: APC Thin Electric 11×8.5 static power.



Front View



Side View

Figure 5.157: APC Thin Electric 11×10 geometric characteristics.

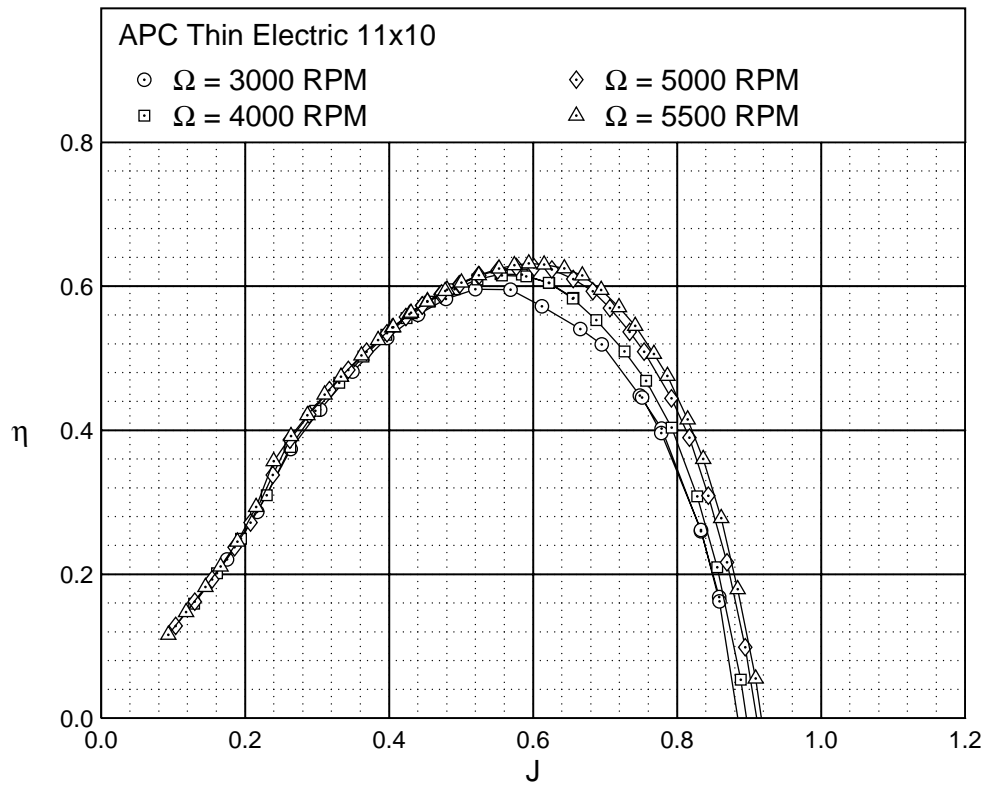


Figure 5.158: APC Thin Electric 11×10 efficiency curves.

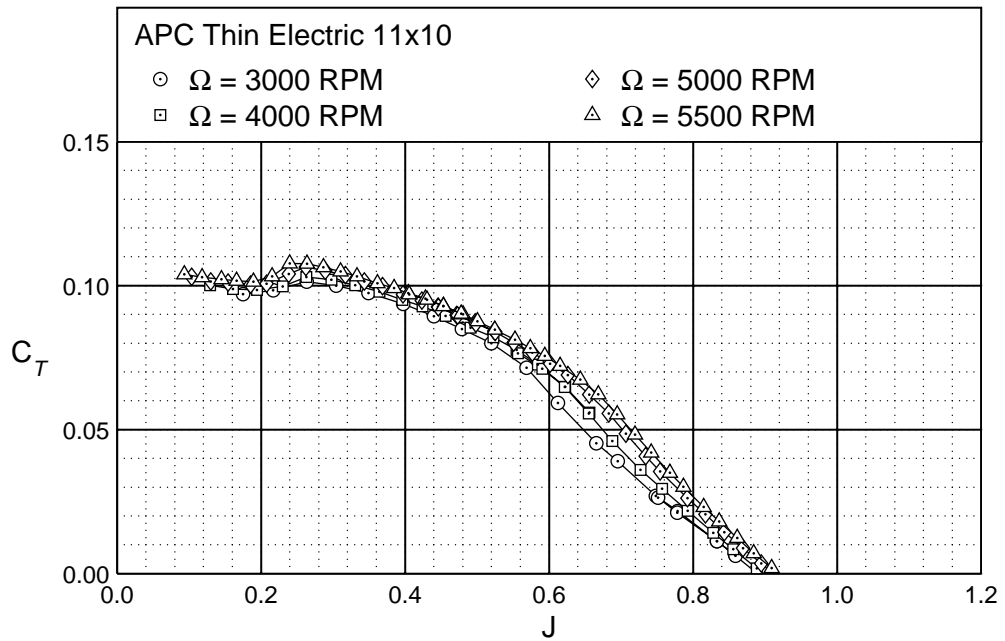


Figure 5.159: APC Thin Electric 11×10 thrust characteristics.

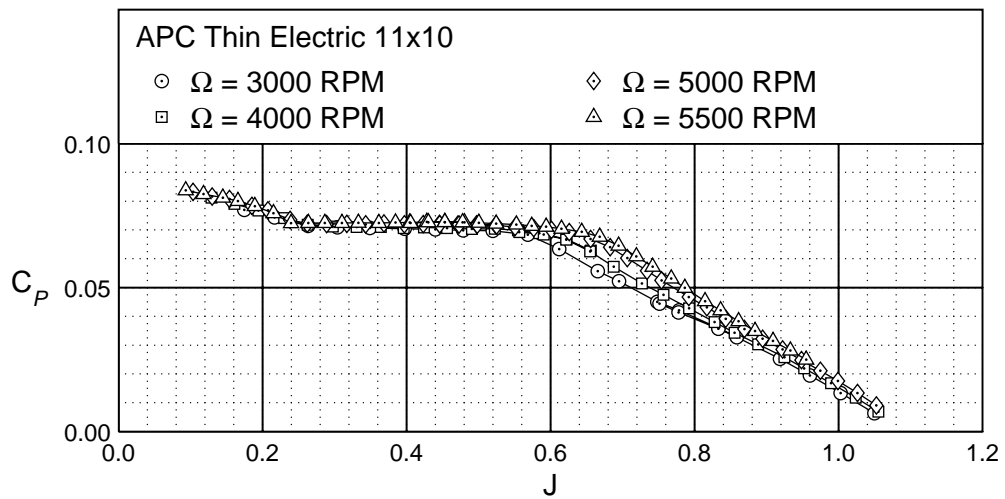


Figure 5.160: APC Thin Electric 11×10 power characteristics.

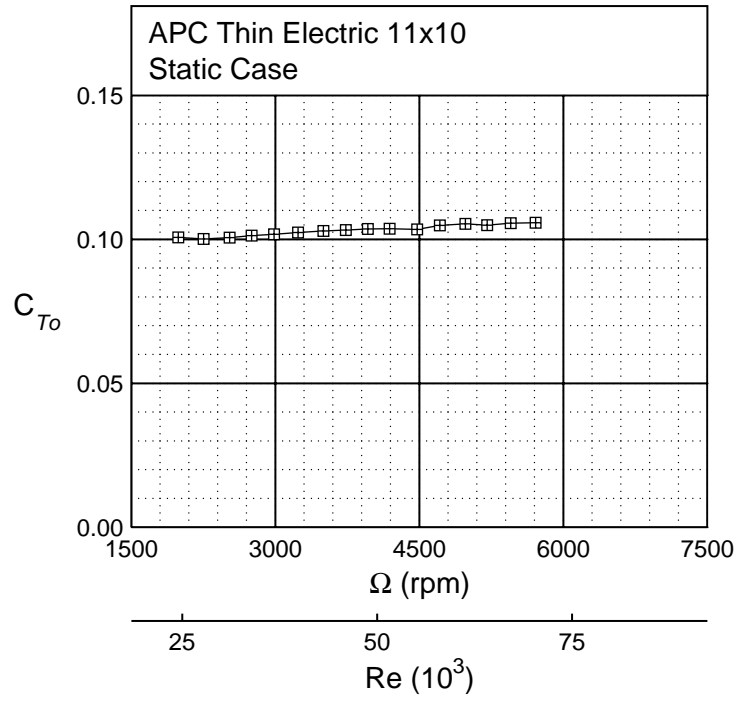


Figure 5.161: APC Thin Electric 11×10 static thrust.

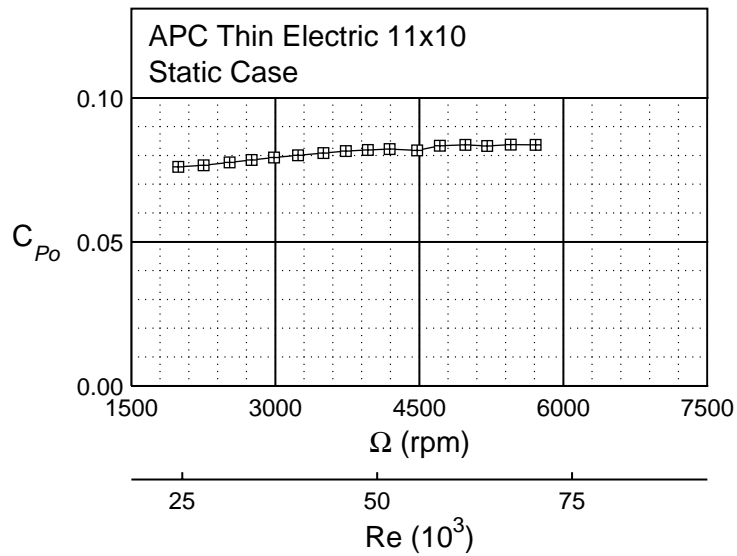
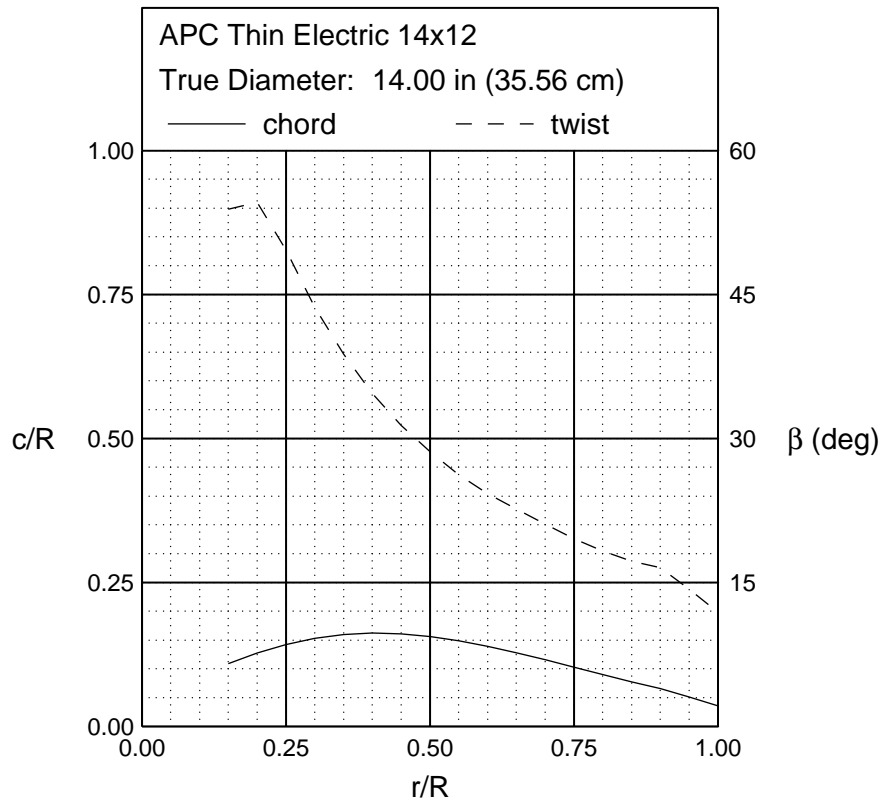


Figure 5.162: APC Thin Electric 11×10 static power.



Front View



Side View

Figure 5.163: APC Thin Electric 14×12 geometric characteristics.

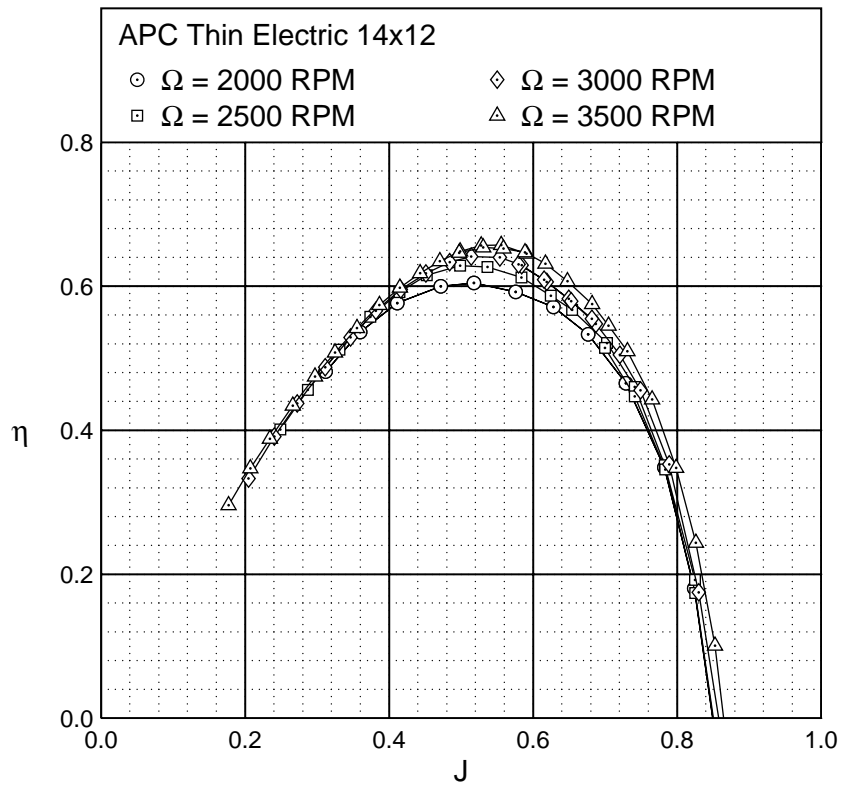


Figure 5.164: APC Thin Electric 14×12 efficiency curves.

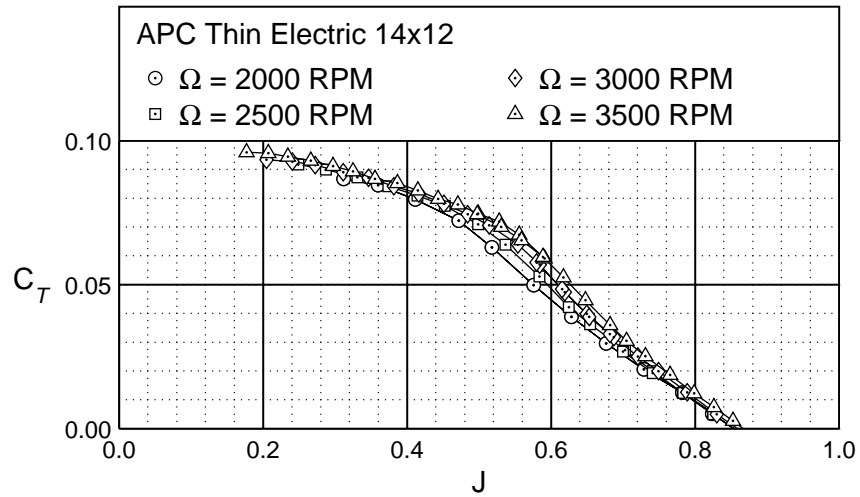


Figure 5.165: APC Thin Electric 14×12 thrust characteristics.

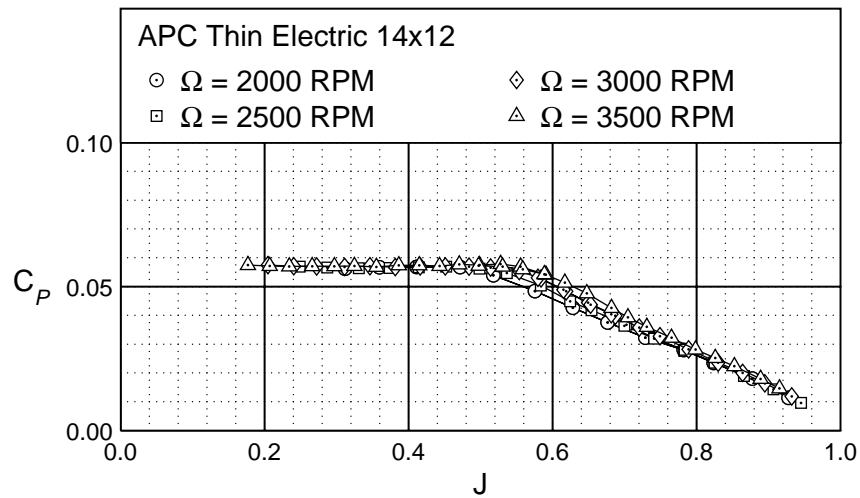


Figure 5.166: APC Thin Electric 14×12 power characteristics.

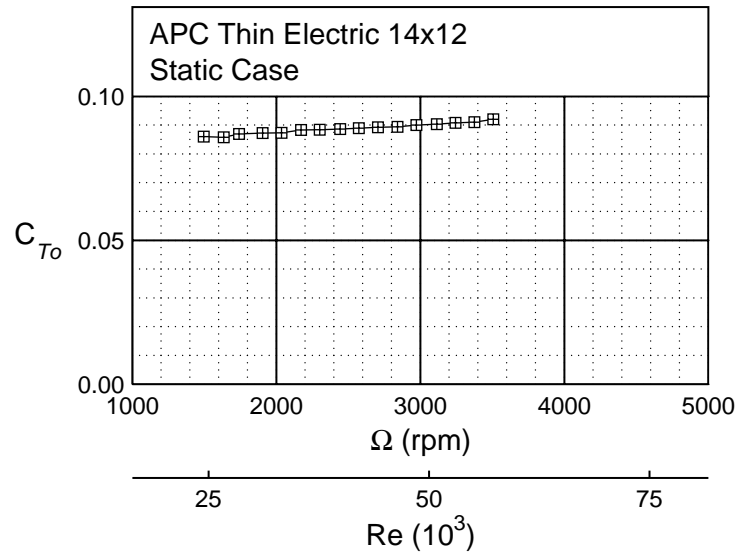


Figure 5.167: APC Thin Electric 14×12 static thrust.

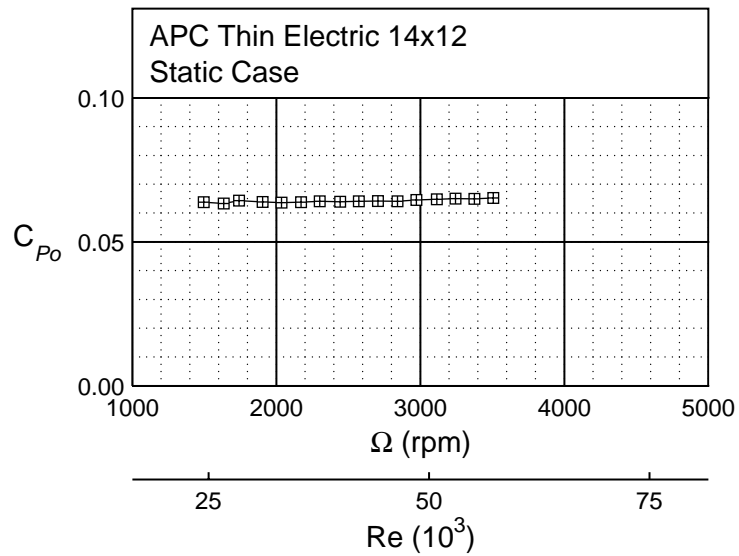
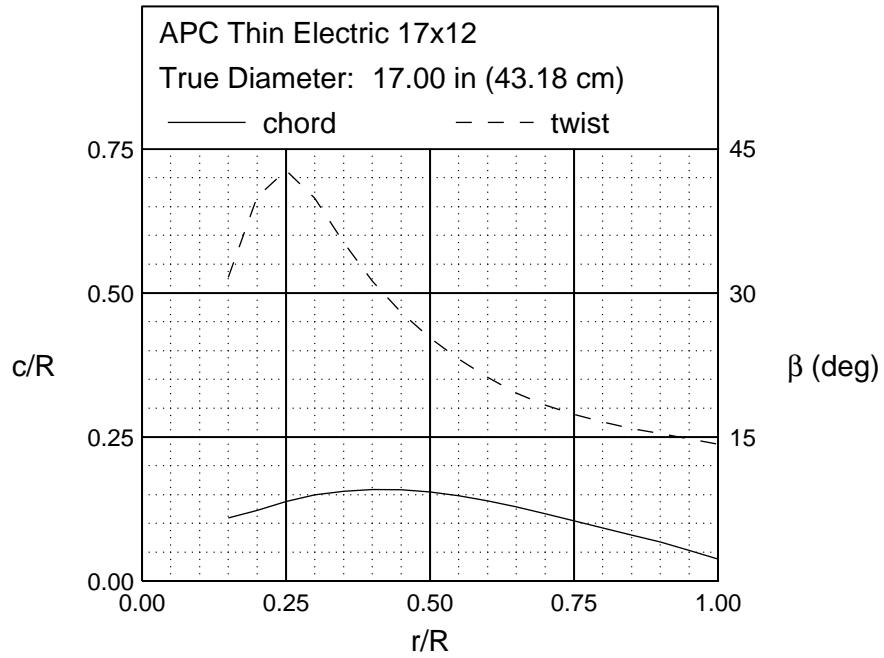


Figure 5.168: APC Thin Electric 14×12 static power.



Front View



Side View

Figure 5.169: APC Thin Electric 17×12 geometric characteristics.

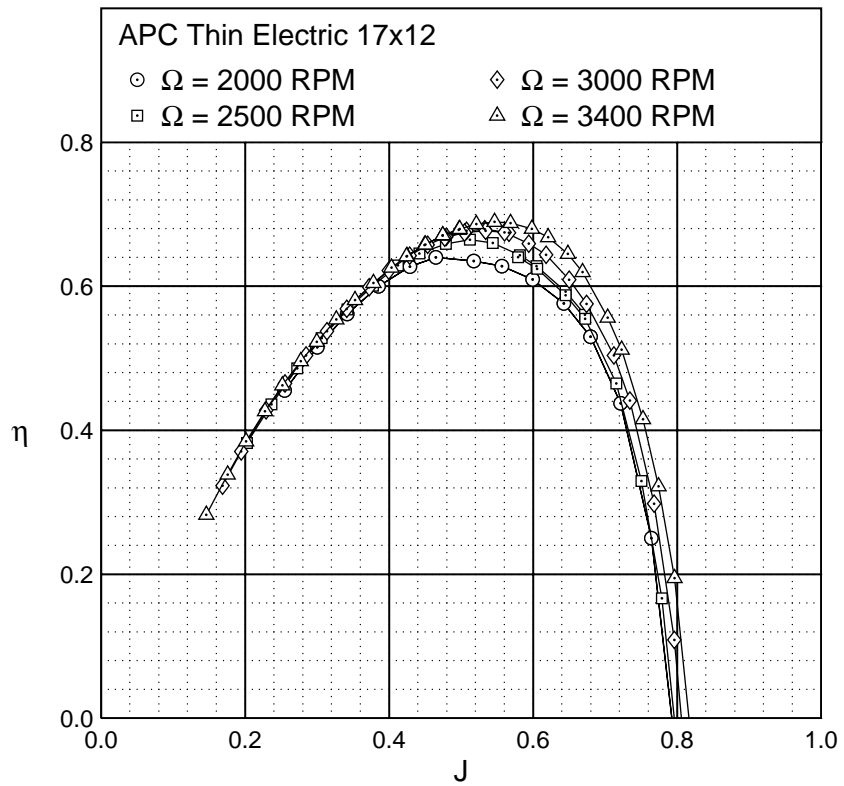


Figure 5.170: APC Thin Electric 17×12 efficiency curves.

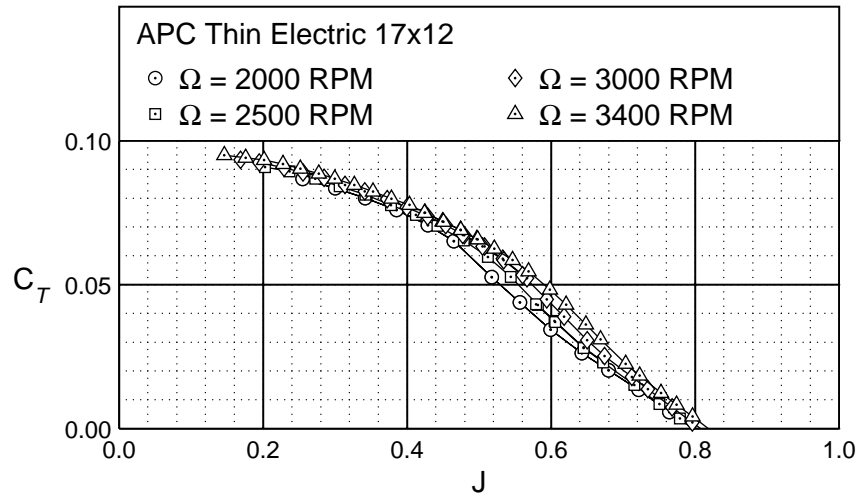


Figure 5.171: APC Thin Electric 17×12 thrust characteristics.

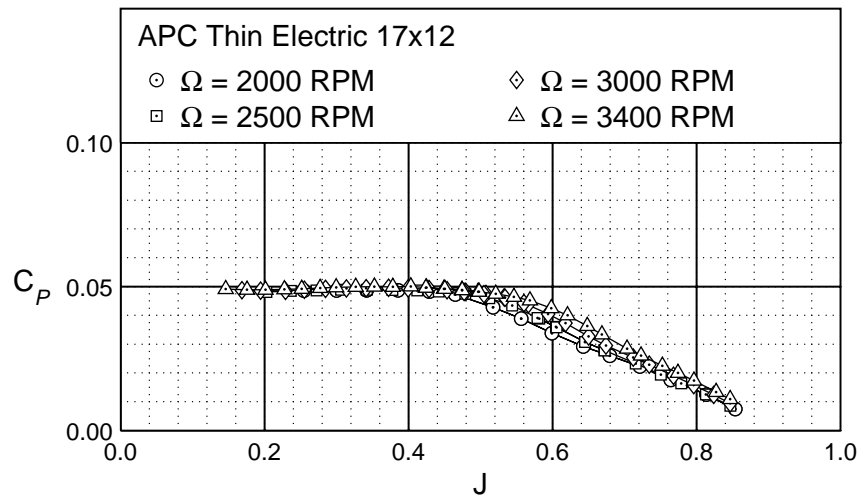


Figure 5.172: APC Thin Electric 17×12 power characteristics.

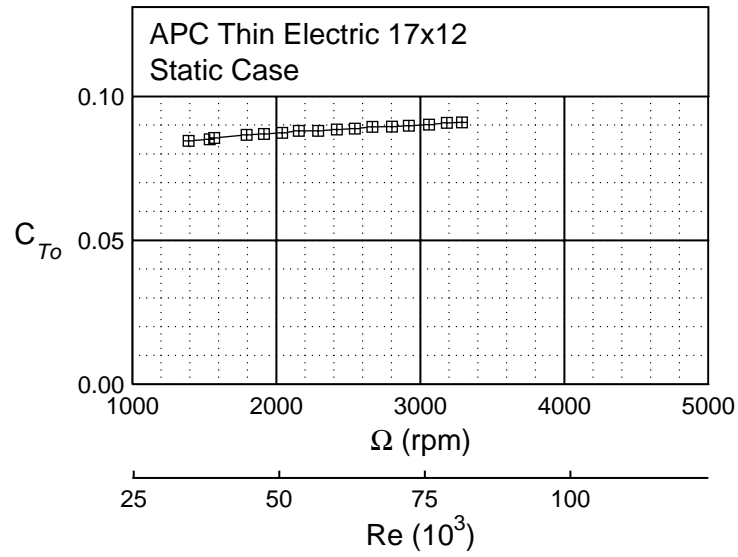


Figure 5.173: APC Thin Electric 17×12 static thrust.

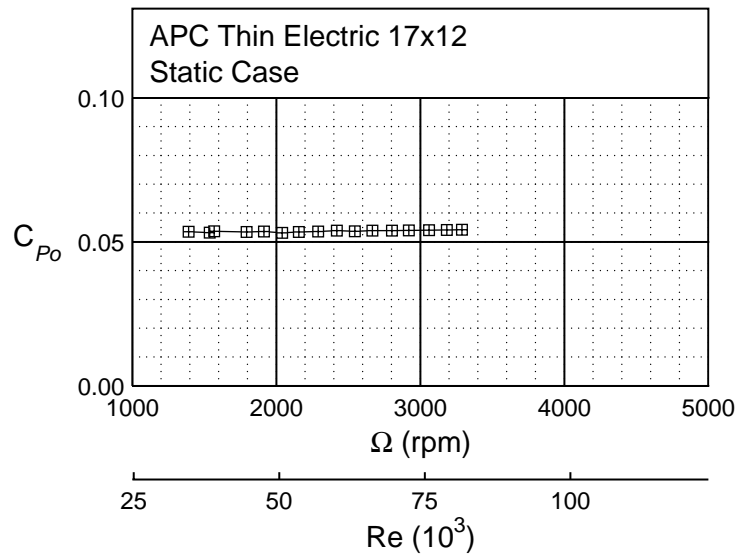
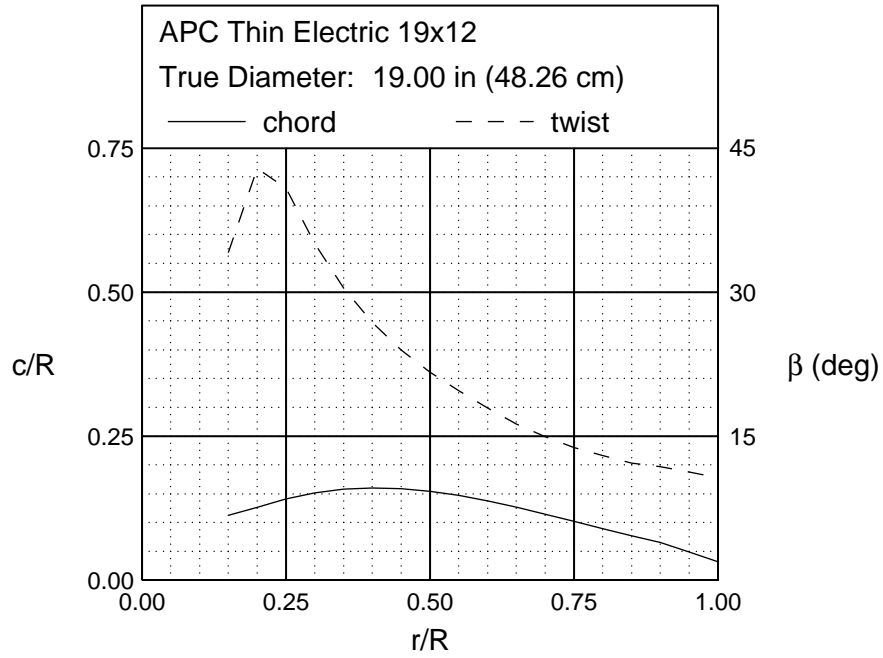


Figure 5.174: APC Thin Electric 17×12 static power.



Front View



Side View

Figure 5.175: APC Thin Electric 19×12 geometric characteristics.

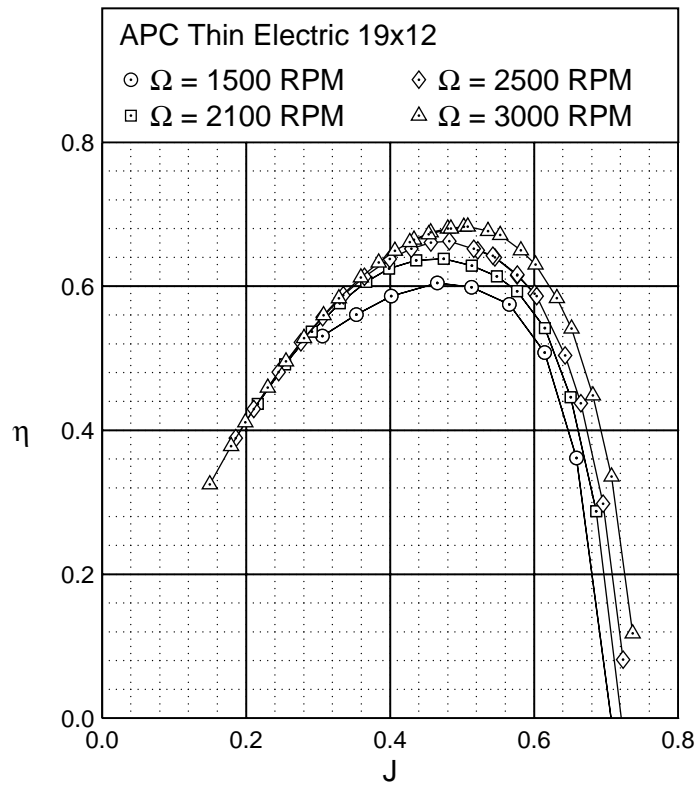


Figure 5.176: APC Thin Electric 19×12 efficiency curves.

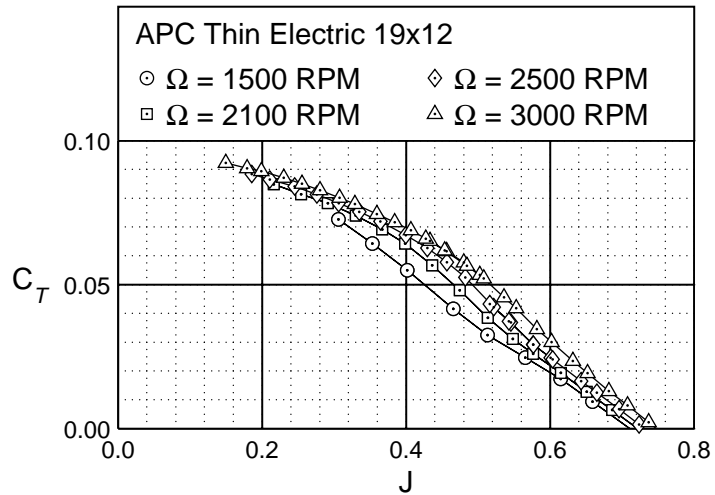


Figure 5.177: APC Thin Electric 19×12 thrust characteristics.

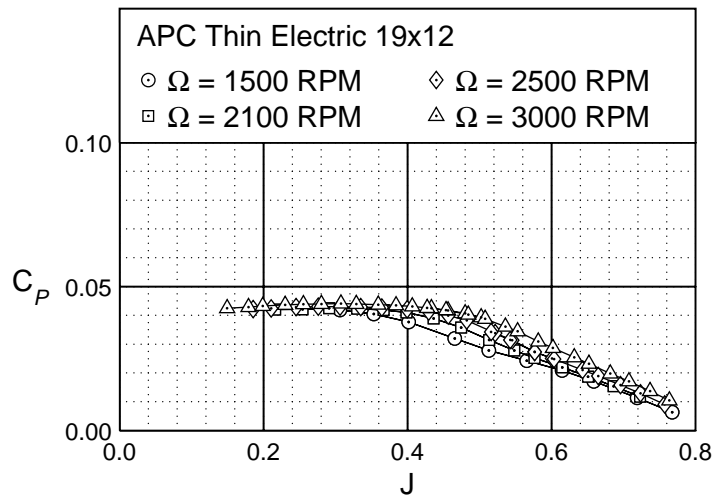


Figure 5.178: APC Thin Electric 19×12 power characteristics.

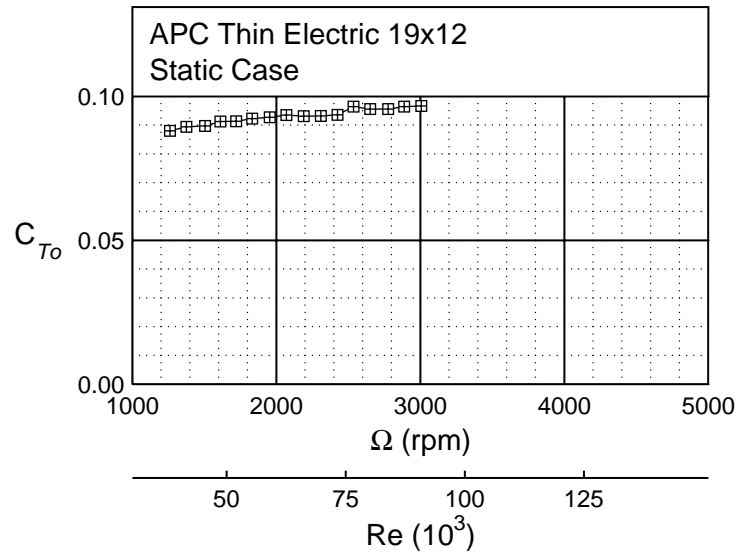


Figure 5.179: APC Thin Electric 19×12 static thrust.

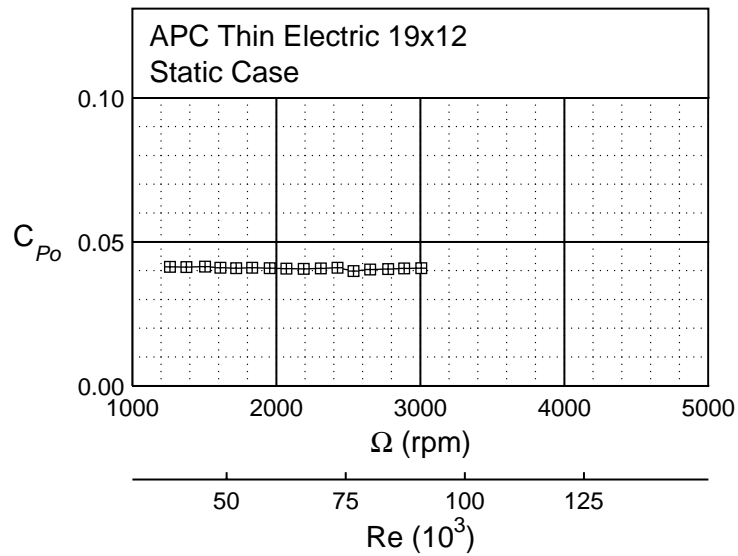
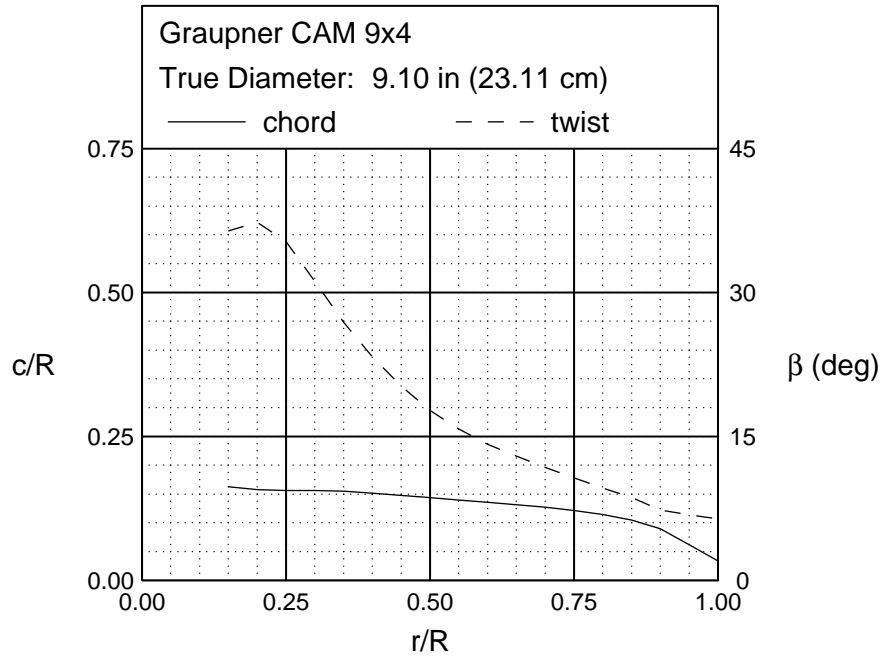


Figure 5.180: APC Thin Electric 19×12 static power.



Front View



Side View

Figure 5.181: Graupner CAM Prop 9x4 geometric characteristics.

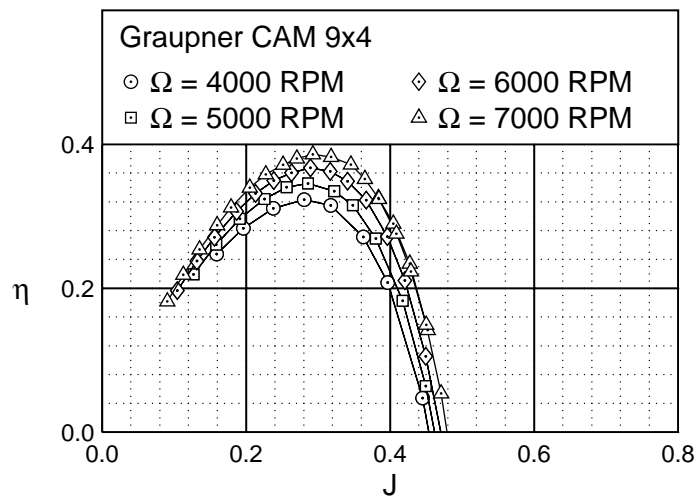


Figure 5.182: Graupner CAM Prop 9×4 efficiency curves.

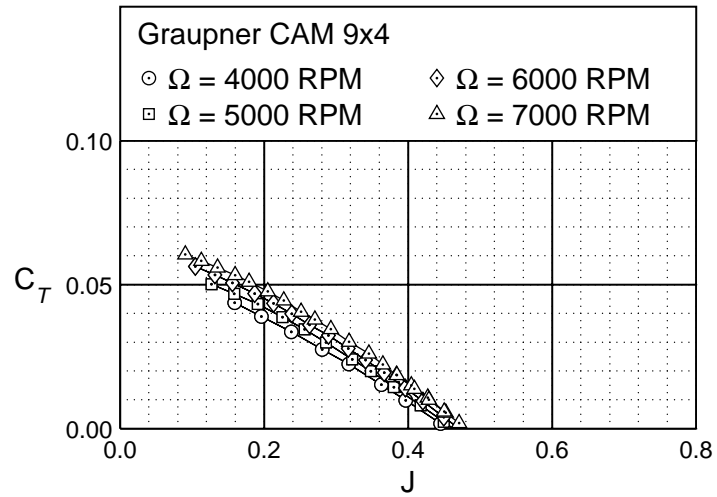


Figure 5.183: Graupner CAM Prop 9×4 thrust characteristics.

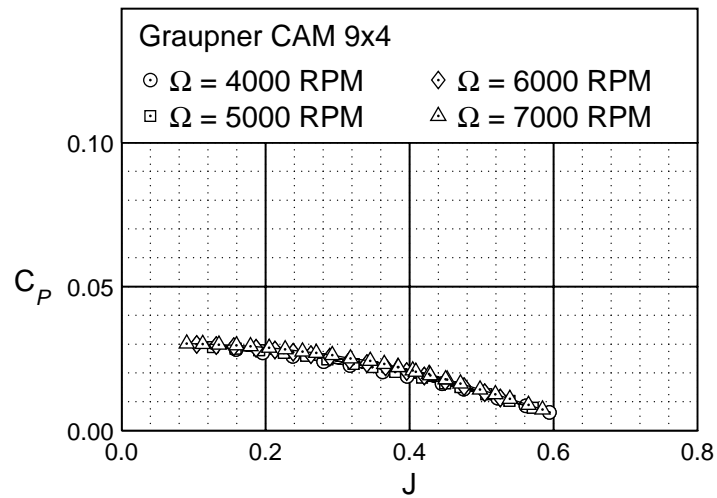


Figure 5.184: Graupner CAM Prop 9×4 power characteristics.

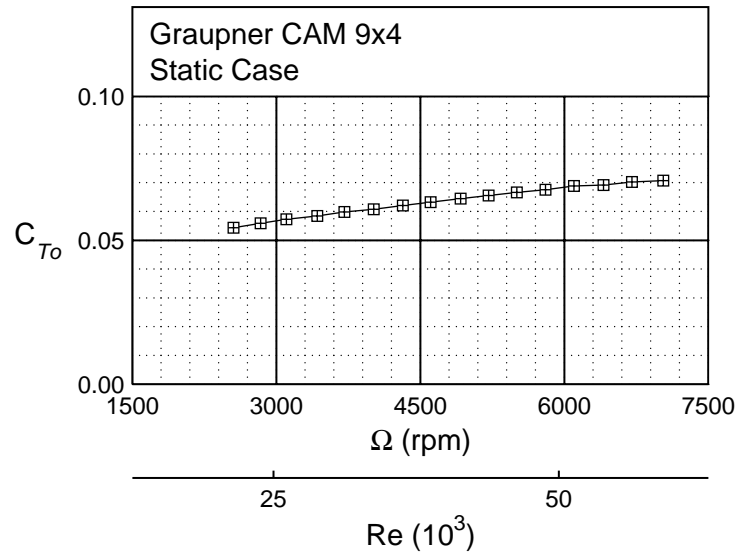


Figure 5.185: Graupner CAM Prop 9x4 static thrust.

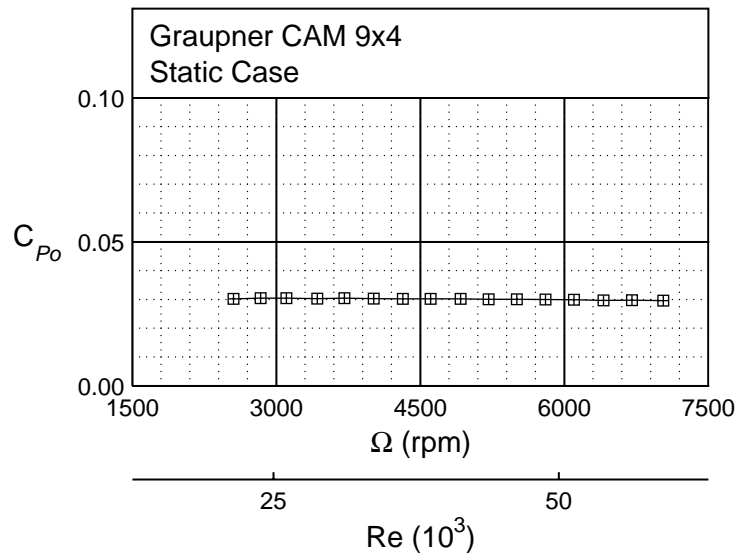
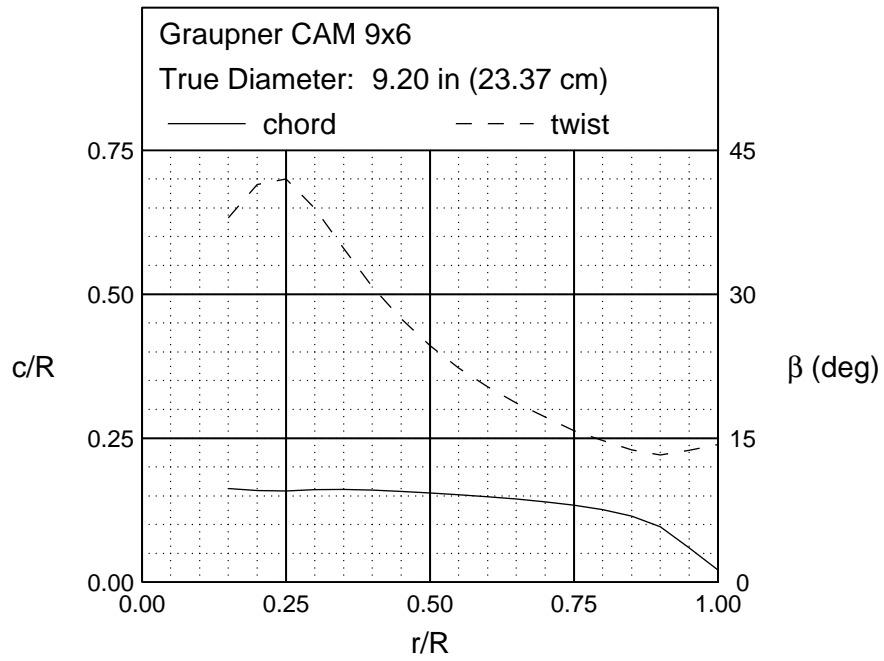


Figure 5.186: Graupner CAM Prop 9x4 static power.



Front View



Side View

Figure 5.187: Graupner CAM Prop 9x6 geometric characteristics.

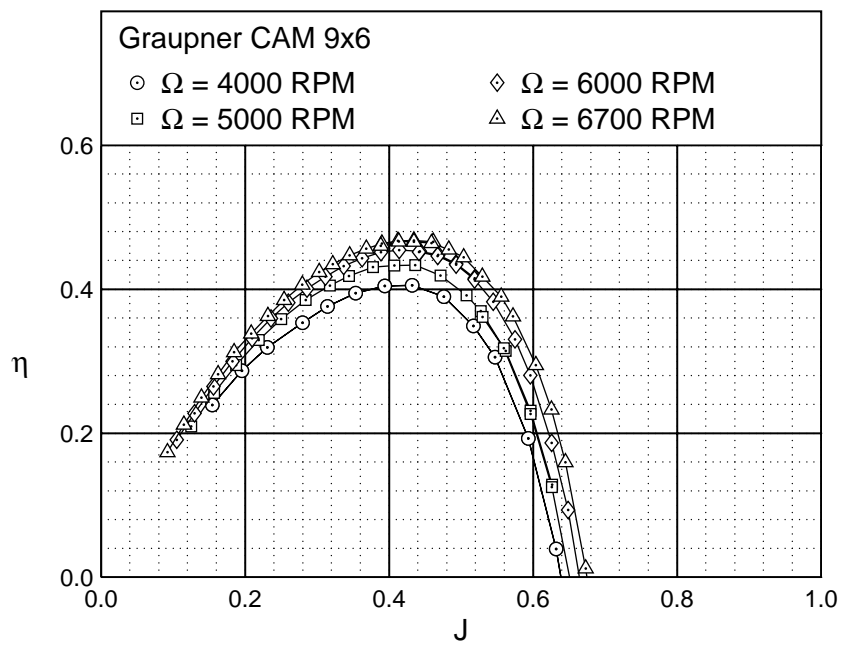


Figure 5.188: Graupner CAM Prop 9×6 efficiency curves.

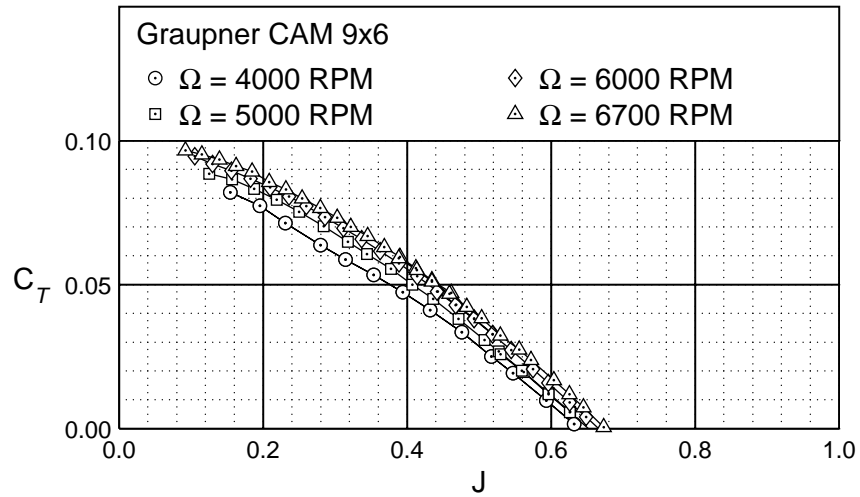


Figure 5.189: Graupner CAM Prop 9×6 thrust characteristics.

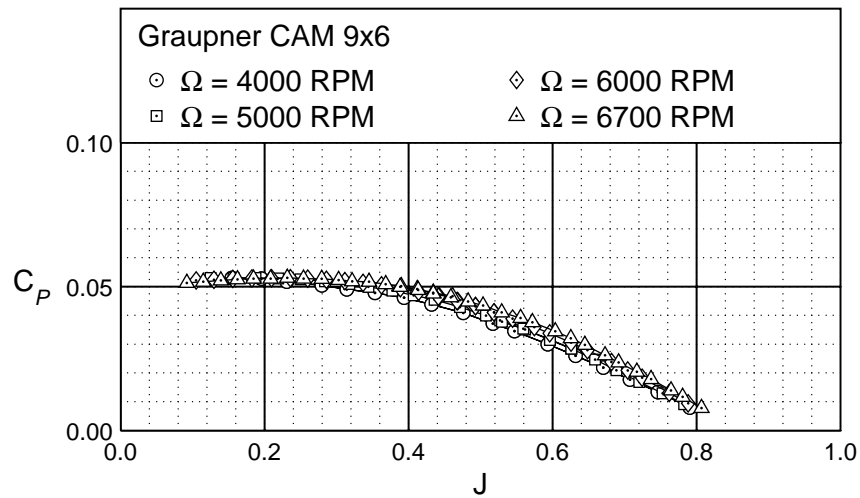


Figure 5.190: Graupner CAM Prop 9×6 power characteristics.

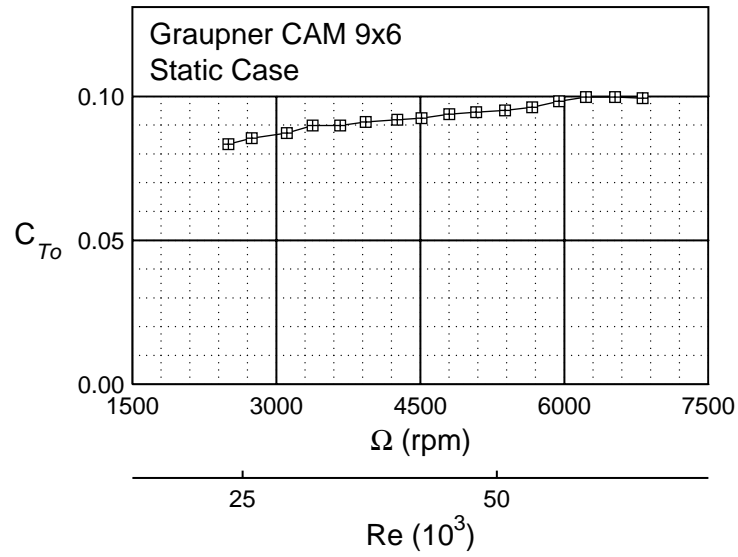


Figure 5.191: Graupner CAM Prop 9x6 static thrust.

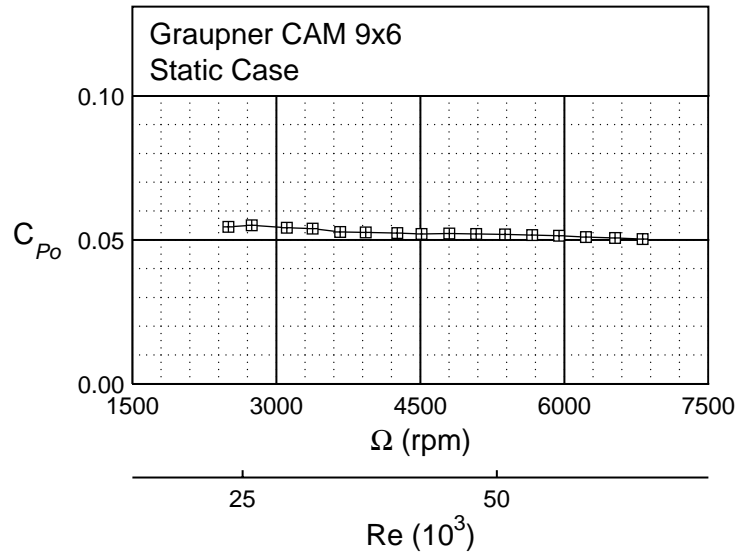
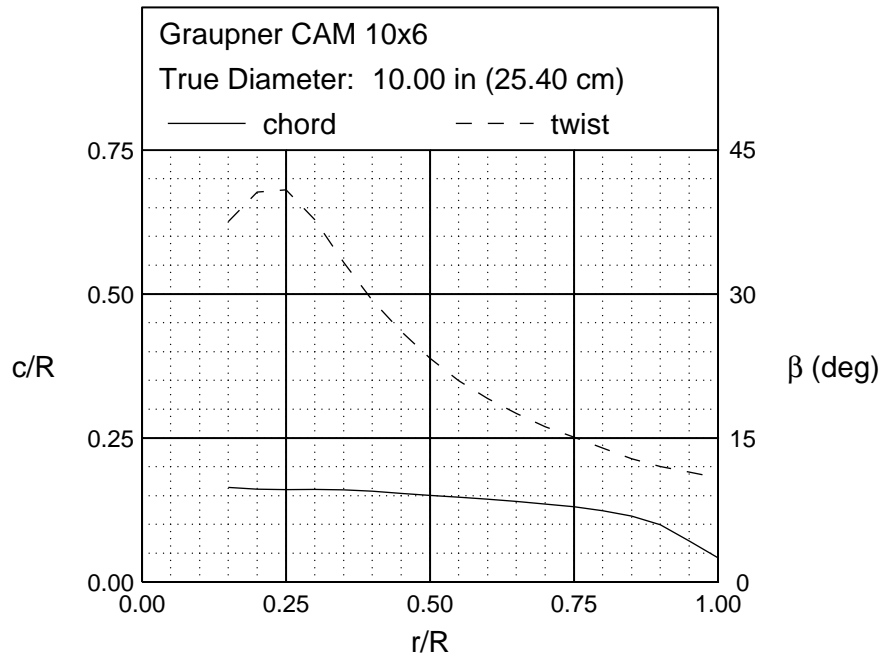


Figure 5.192: Graupner CAM Prop 9x6 static power.



Front View



Side View

Figure 5.193: Graupner CAM Prop 10×6 geometric characteristics.

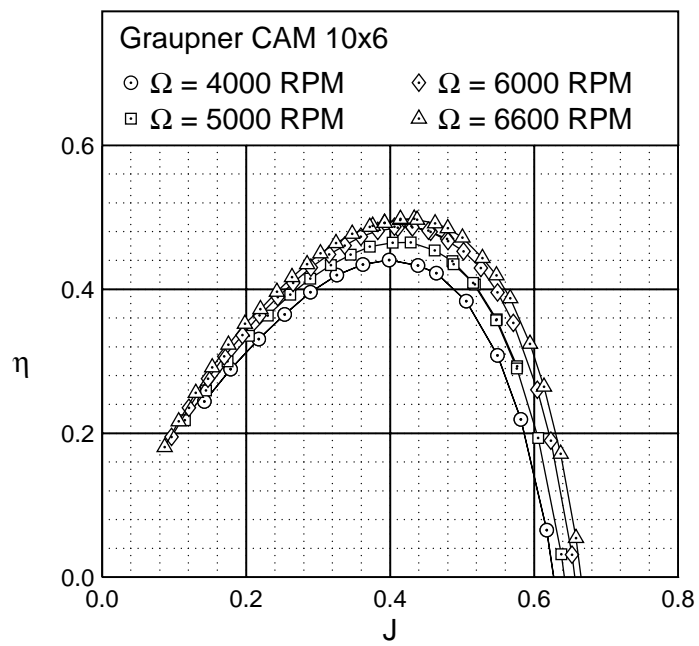


Figure 5.194: Graupner CAM Prop 10×6 efficiency curves.

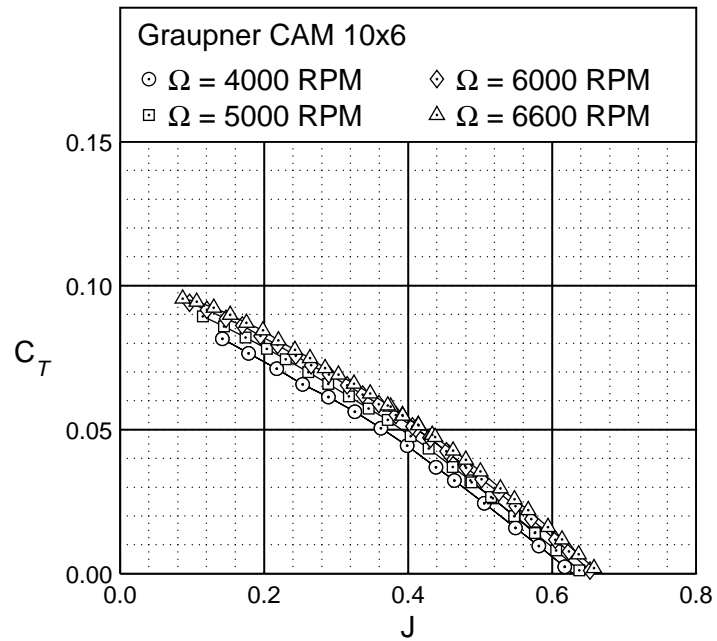


Figure 5.195: Graupner CAM Prop 10×6 thrust characteristics.

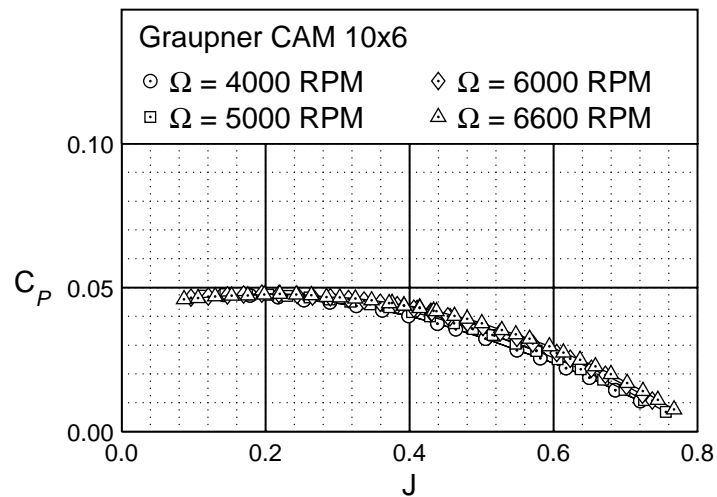


Figure 5.196: Graupner CAM Prop 10×6 power characteristics.

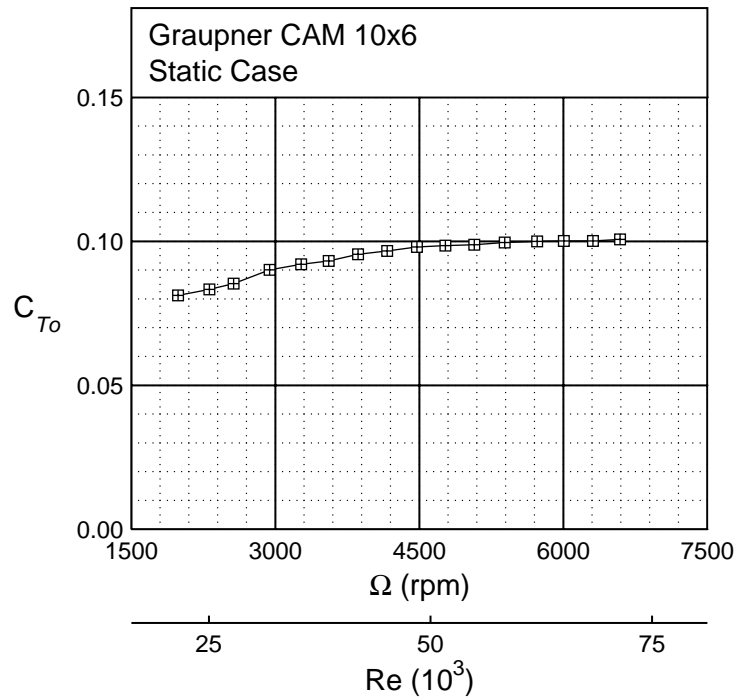


Figure 5.197: Graupner CAM Prop 10×6 static thrust.

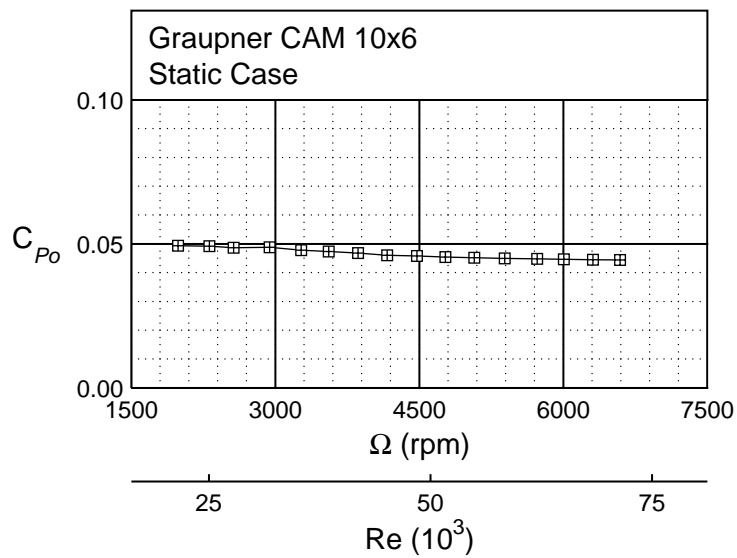
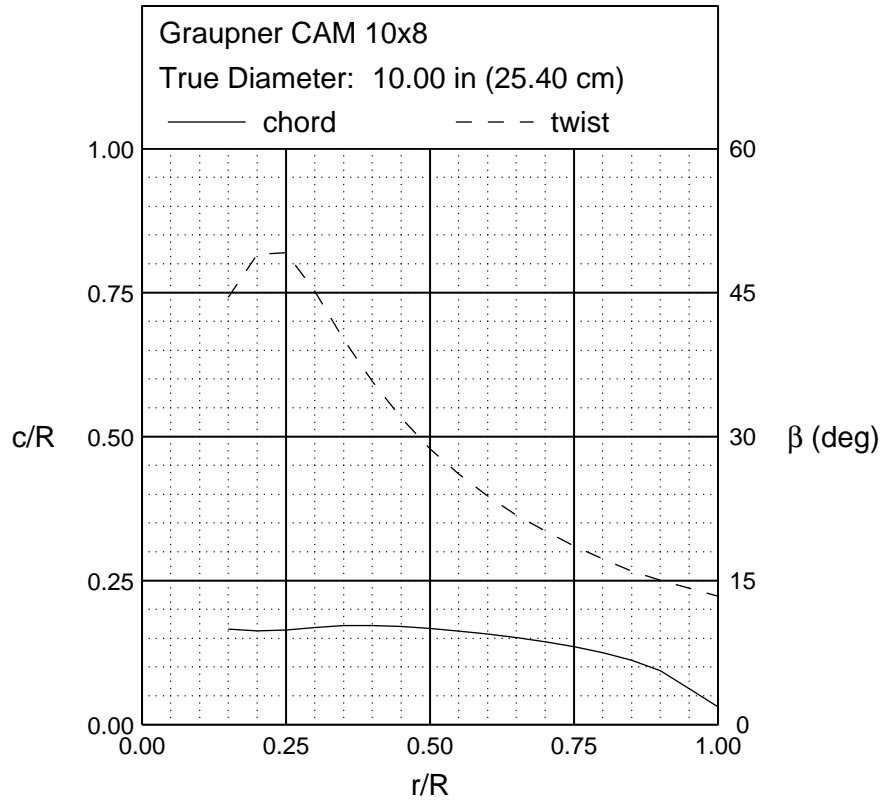


Figure 5.198: Graupner CAM Prop 10×6 static power.



Front View



Side View

Figure 5.199: Graupner CAM Prop 10×8 geometric characteristics.

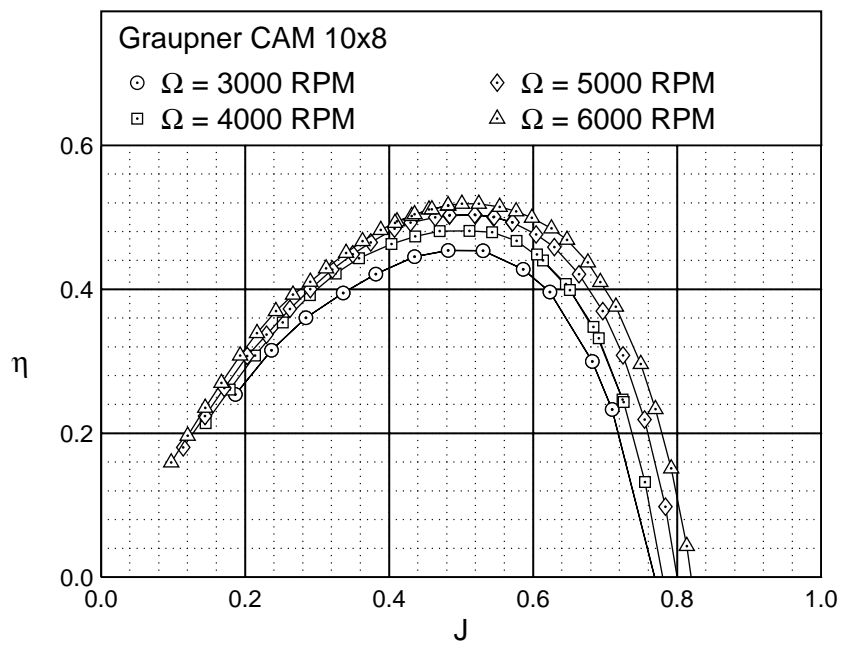


Figure 5.200: Graupner CAM Prop 10×8 efficiency curves.

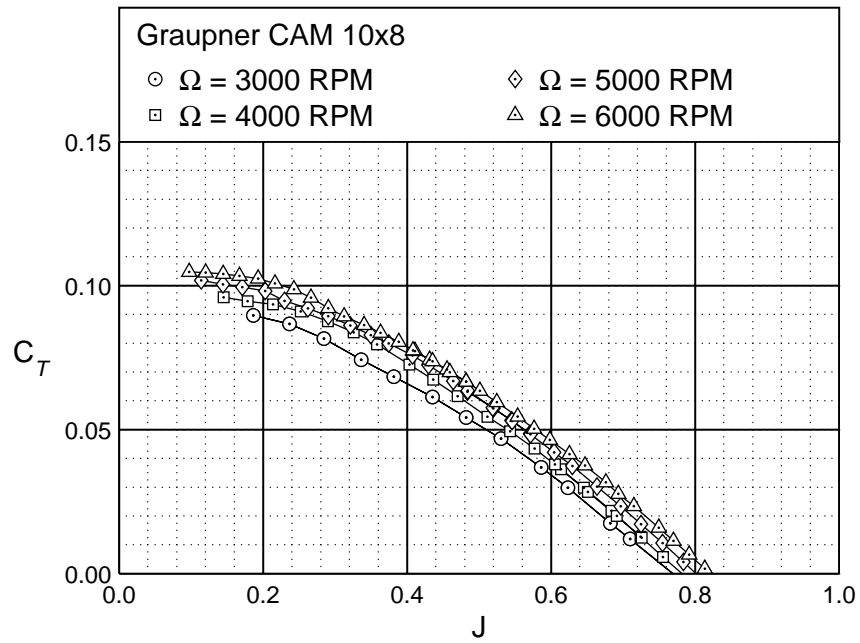


Figure 5.201: Graupner CAM Prop 10×8 thrust characteristics.

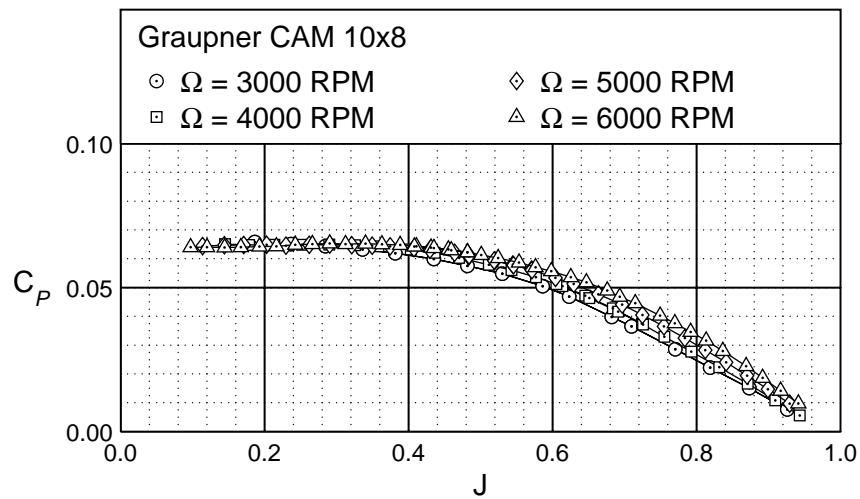


Figure 5.202: Graupner CAM Prop 10×8 power characteristics.

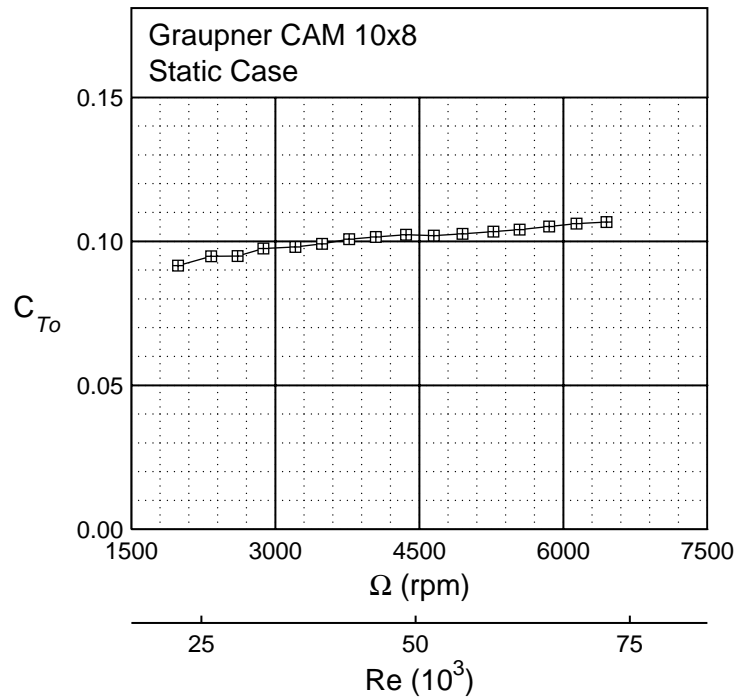


Figure 5.203: Graupner CAM Prop 10×8 static thrust.

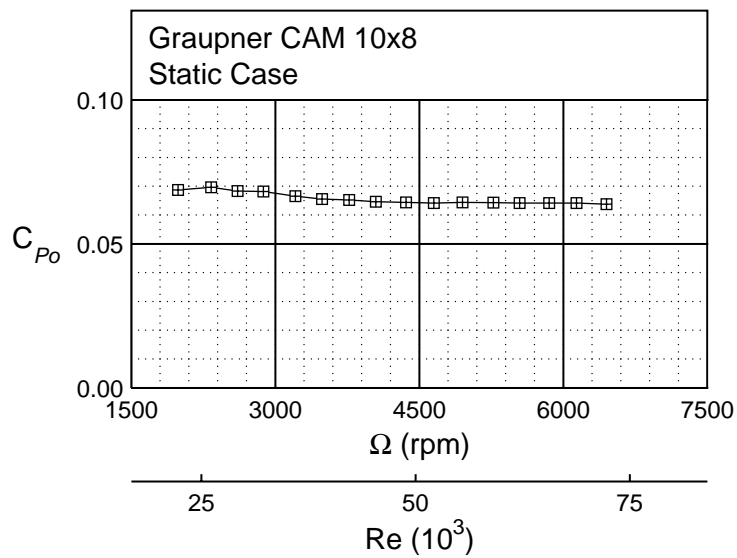
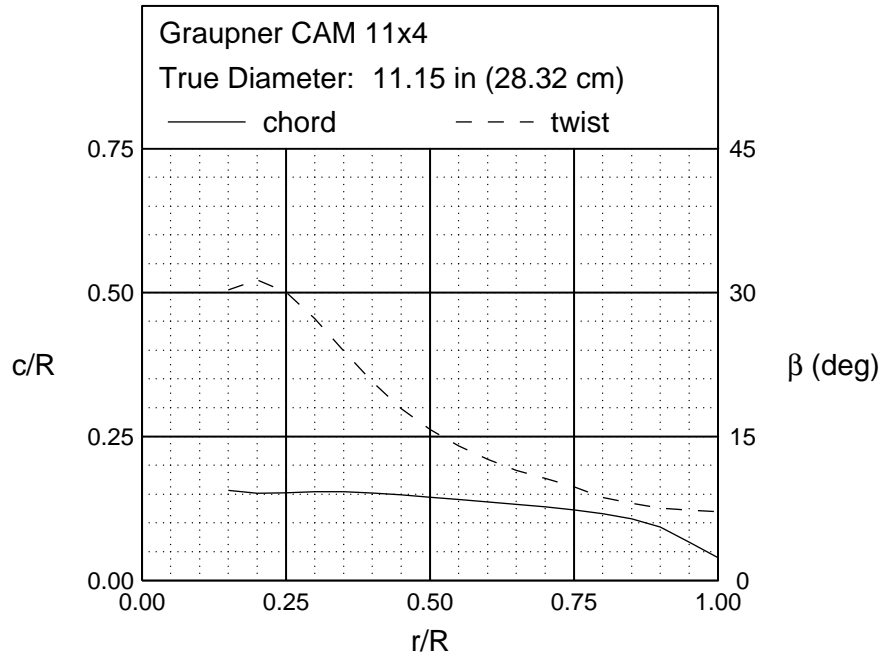


Figure 5.204: Graupner CAM Prop 10×8 static power.



Front View



Side View

Figure 5.205: Graupner CAM Prop 11×4 geometric characteristics.

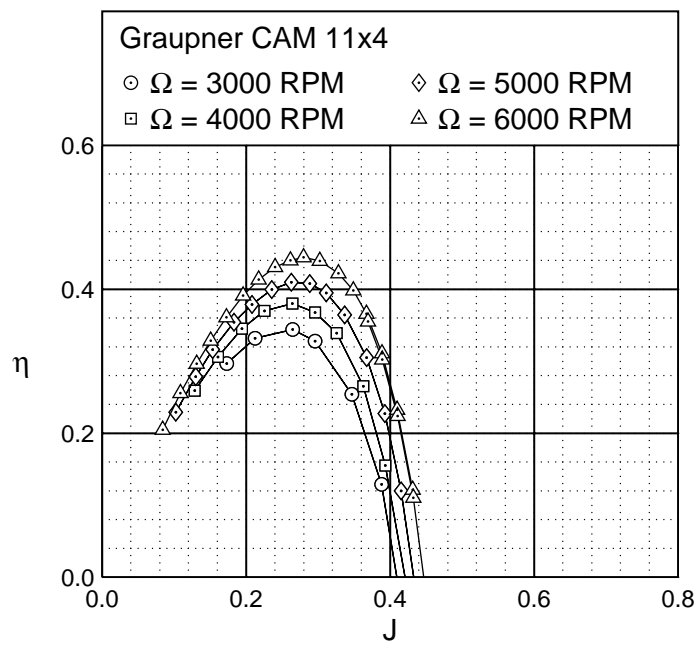


Figure 5.206: Graupner CAM Prop 11×4 efficiency curves.

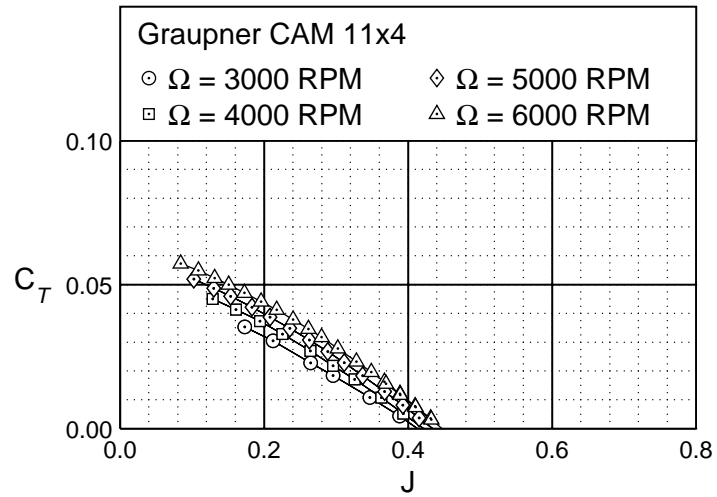


Figure 5.207: Graupner CAM Prop 11×4 thrust characteristics.

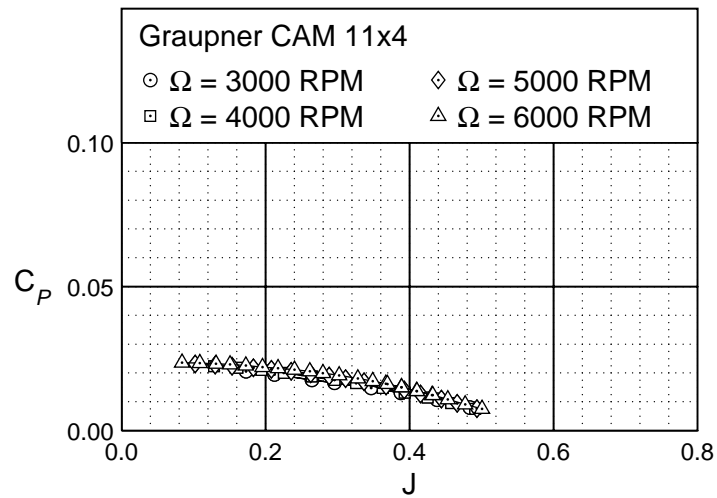


Figure 5.208: Graupner CAM Prop 11×4 power characteristics.

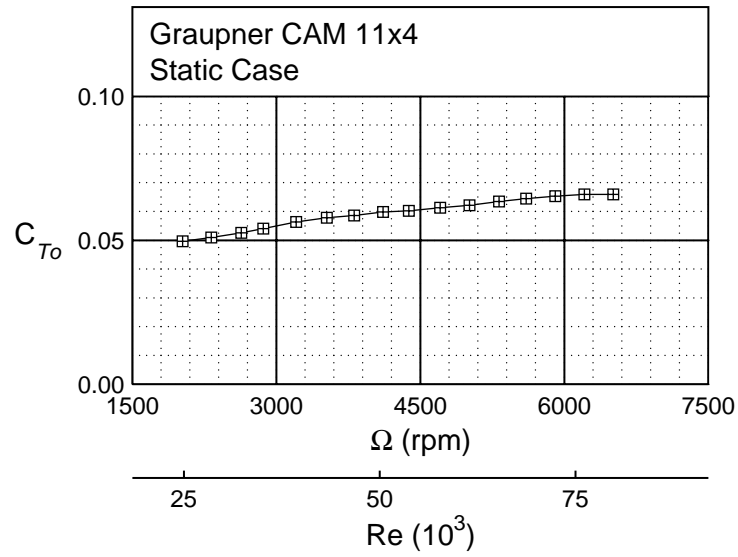


Figure 5.209: Graupner CAM Prop 11×4 static thrust.

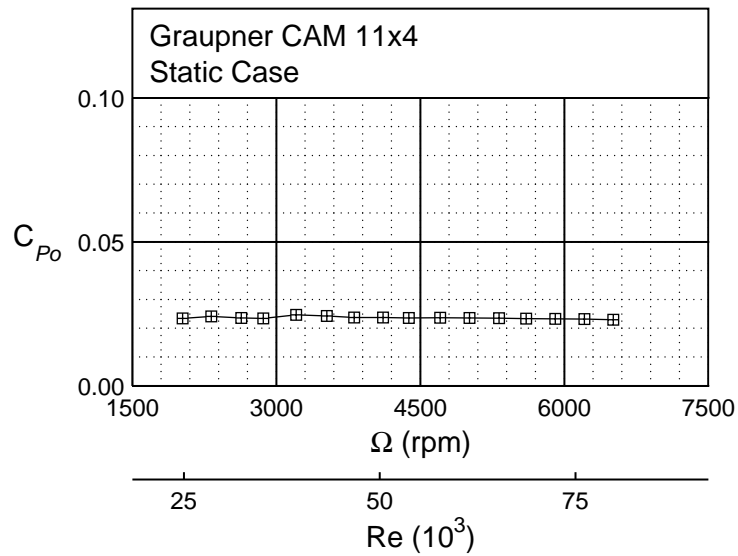
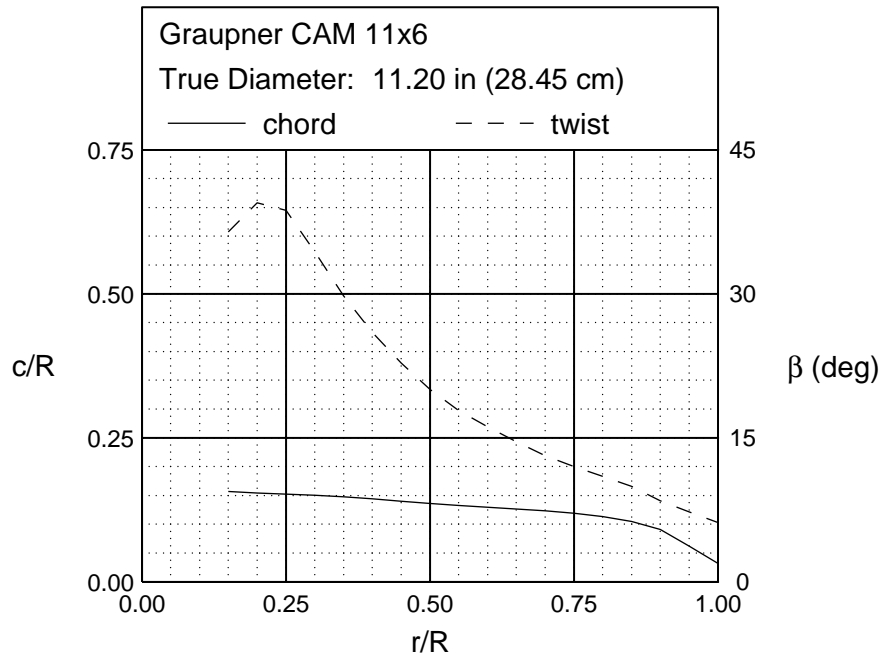


Figure 5.210: Graupner CAM Prop 11×4 static power.



Front View



Side View

Figure 5.211: Graupner CAM Prop 11×6 geometric characteristics.

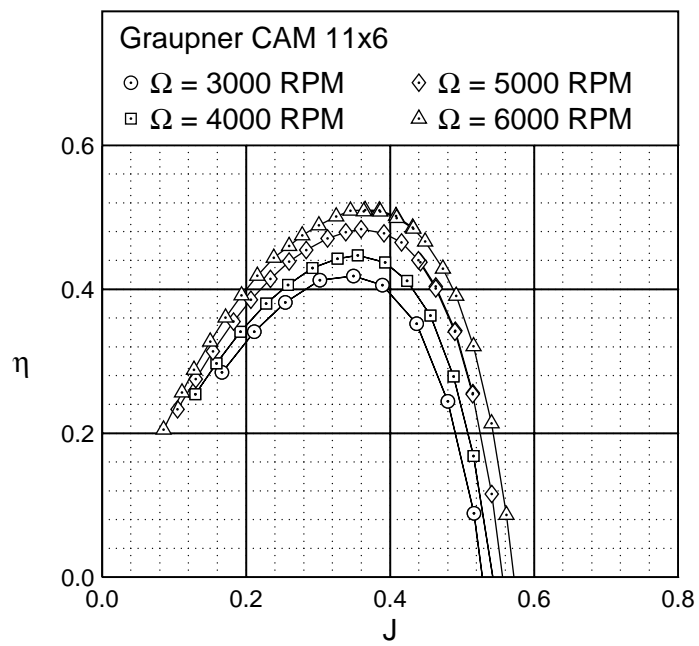


Figure 5.212: Graupner CAM Prop 11×6 efficiency curves.

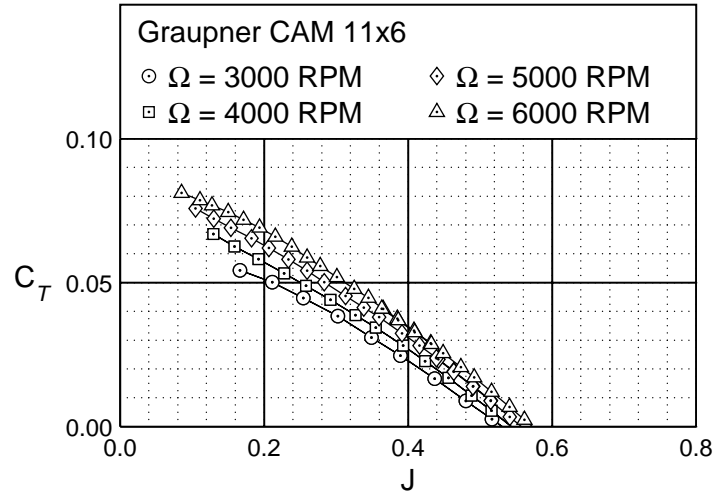


Figure 5.213: Graupner CAM Prop 11×6 thrust characteristics.

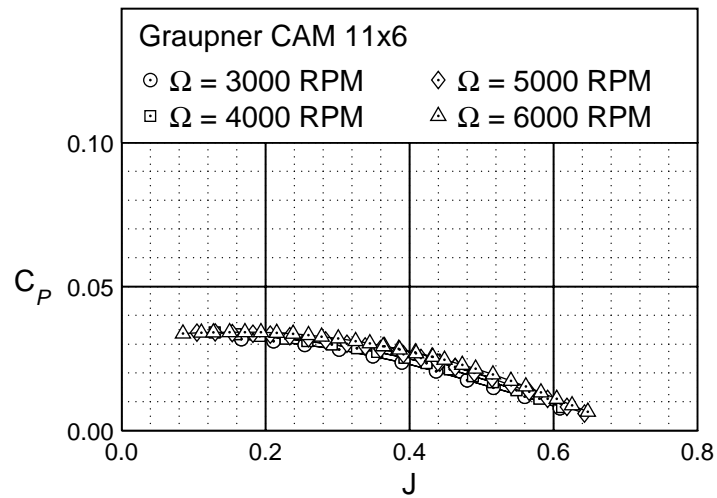


Figure 5.214: Graupner CAM Prop 11×6 power characteristics.

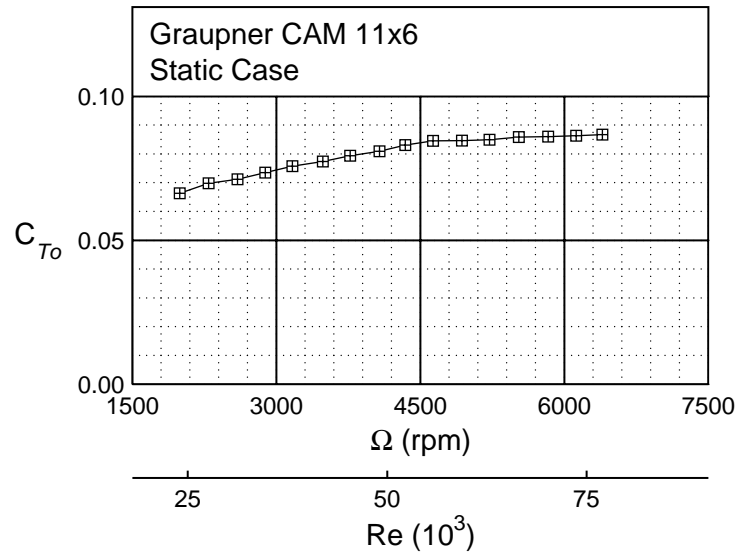


Figure 5.215: Graupner CAM Prop 11×6 static thrust.

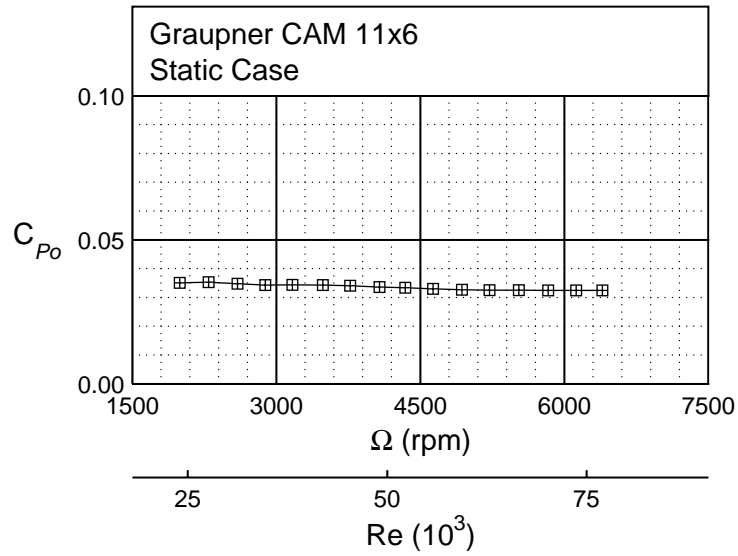
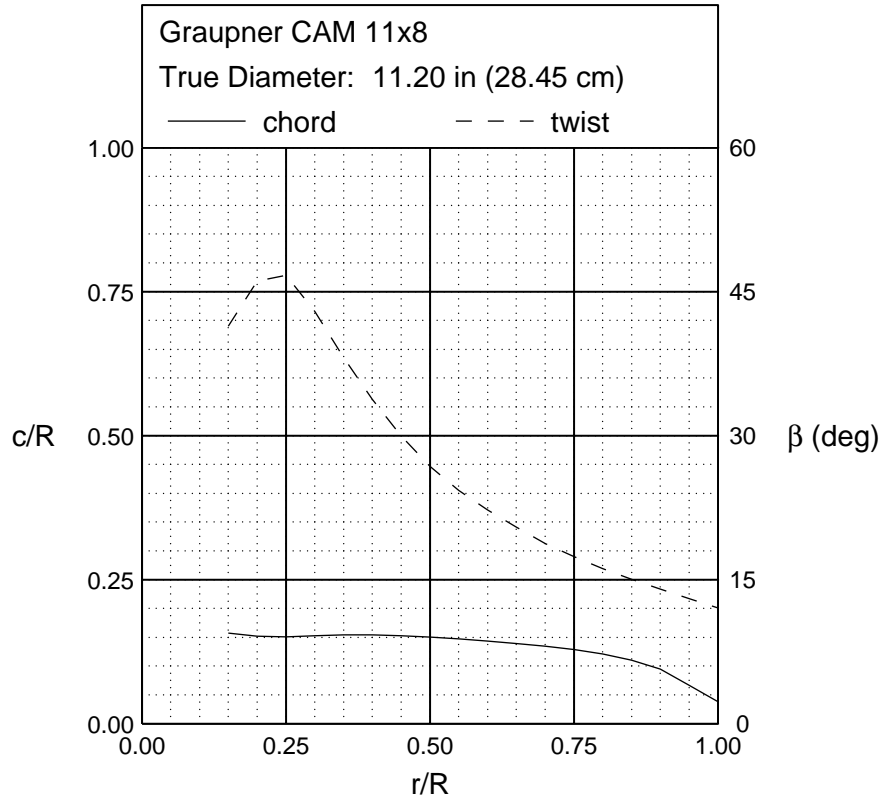


Figure 5.216: Graupner CAM Prop 11×6 static power.



Front View



Side View

Figure 5.217: Graupner CAM Prop 11×8 geometric characteristics.

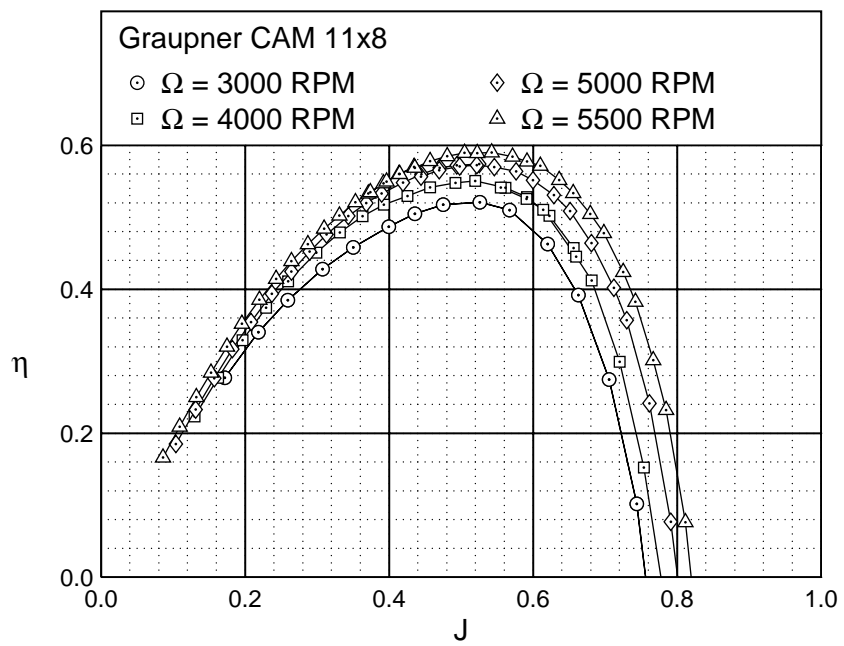


Figure 5.218: Graupner CAM Prop 11×8 efficiency curves.

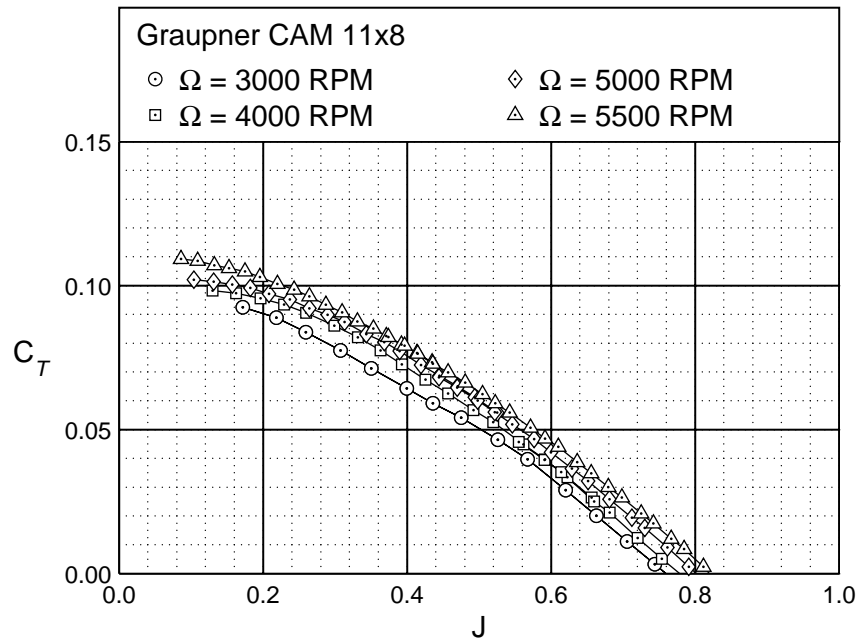


Figure 5.219: Graupner CAM Prop 11×8 thrust characteristics.

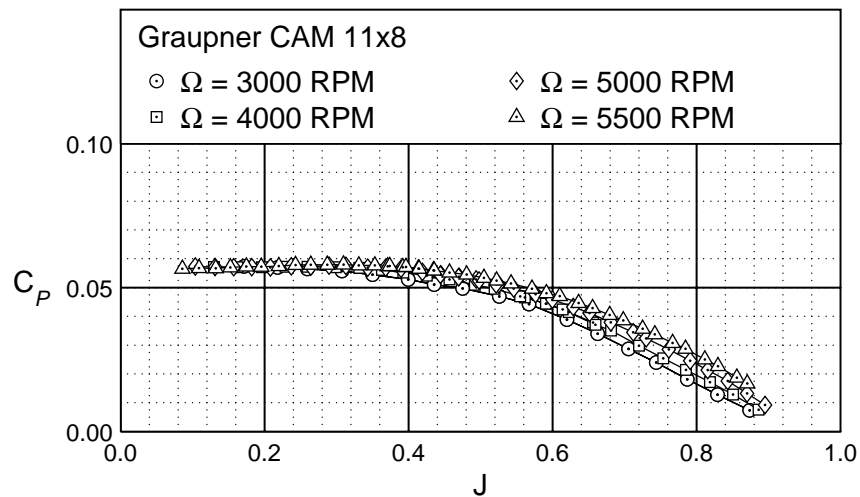


Figure 5.220: Graupner CAM Prop 11×8 power characteristics.

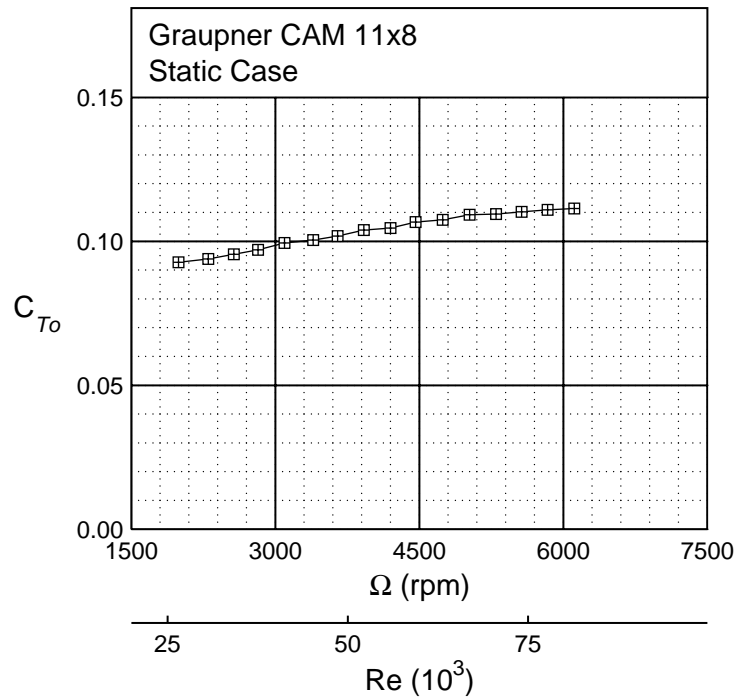


Figure 5.221: Graupner CAM Prop 11×8 static thrust.

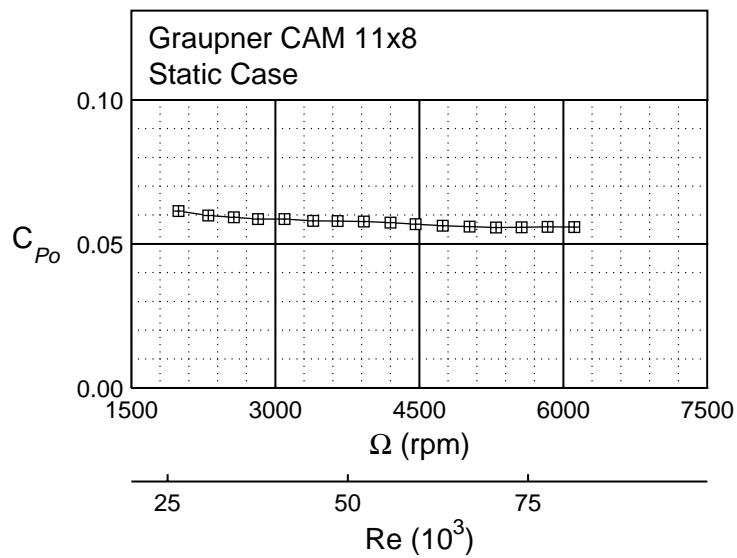
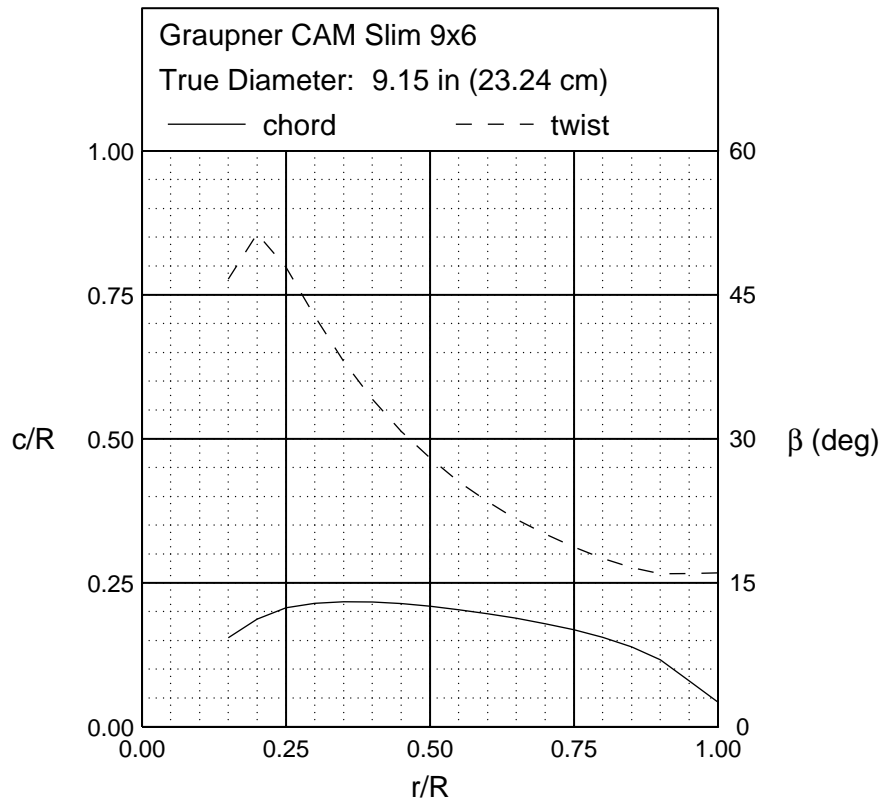


Figure 5.222: Graupner CAM Prop 11×8 static power.



Front View



Side View

Figure 5.223: Graupner CAM Slim 9×6 geometric characteristics.

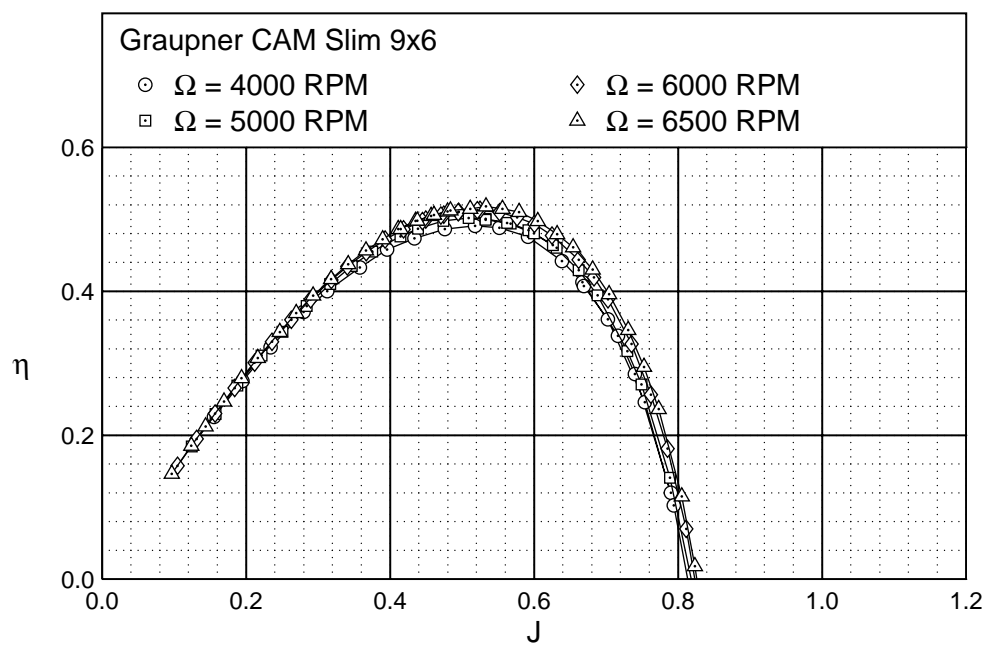


Figure 5.224: Graupner CAM Slim 9×6 efficiency curves.

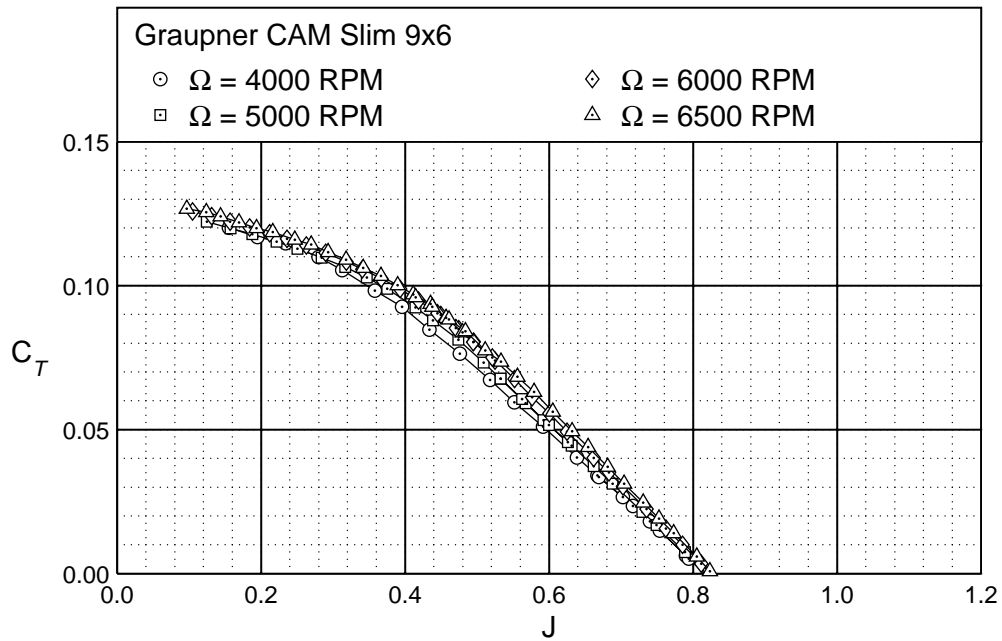


Figure 5.225: Graupner CAM Slim 9×6 thrust characteristics.

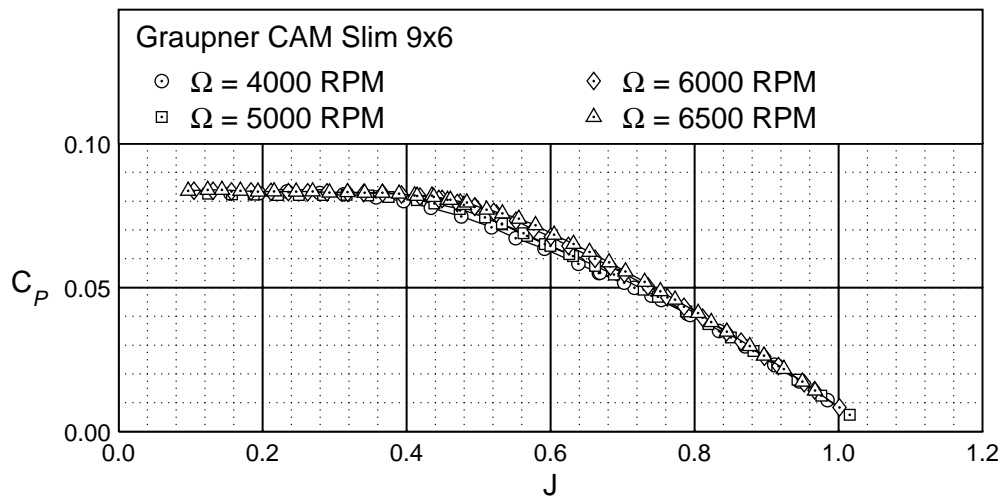


Figure 5.226: Graupner CAM Slim 9×6 power characteristics.

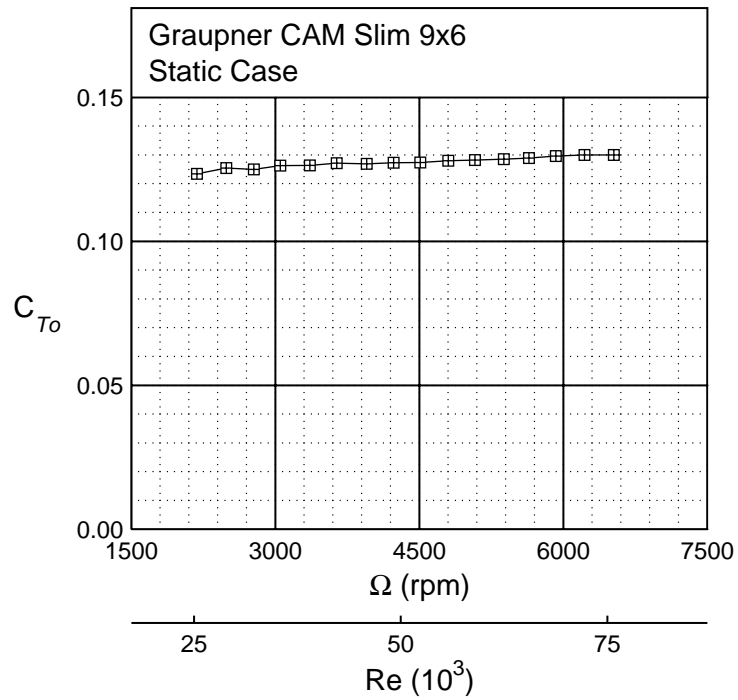


Figure 5.227: Graupner CAM Slim 9×6 static thrust.

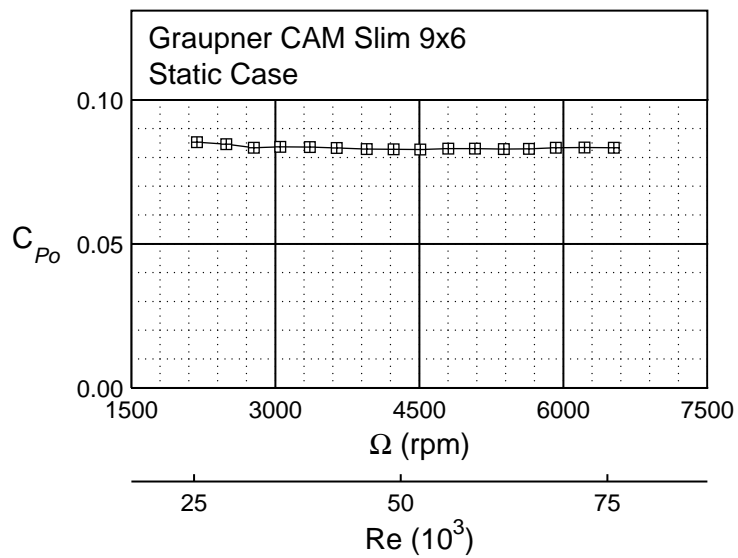
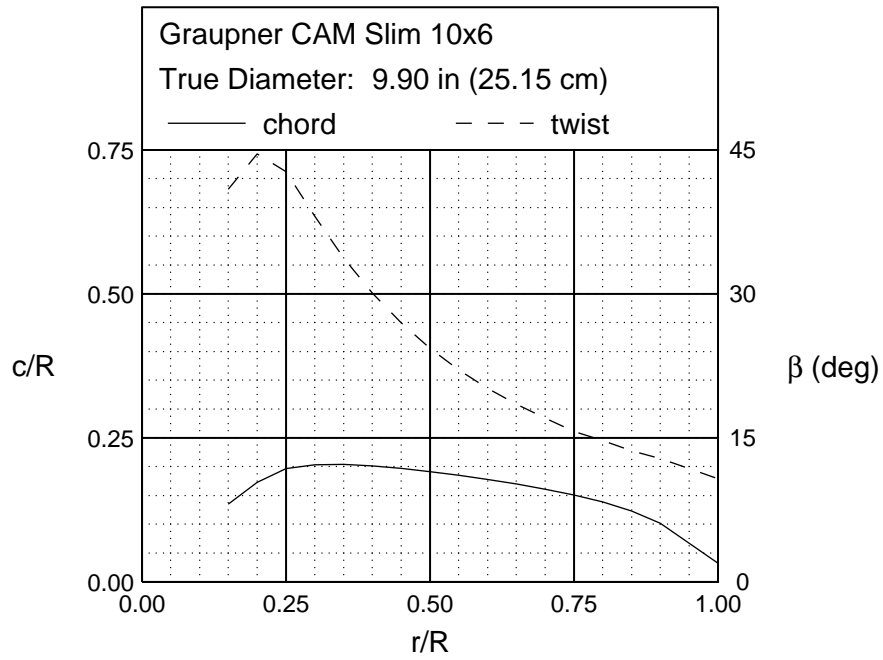


Figure 5.228: Graupner CAM Slim 9×6 static power.



Front View



Side View

Figure 5.229: Graupner CAM Slim 10x6 geometric characteristics.

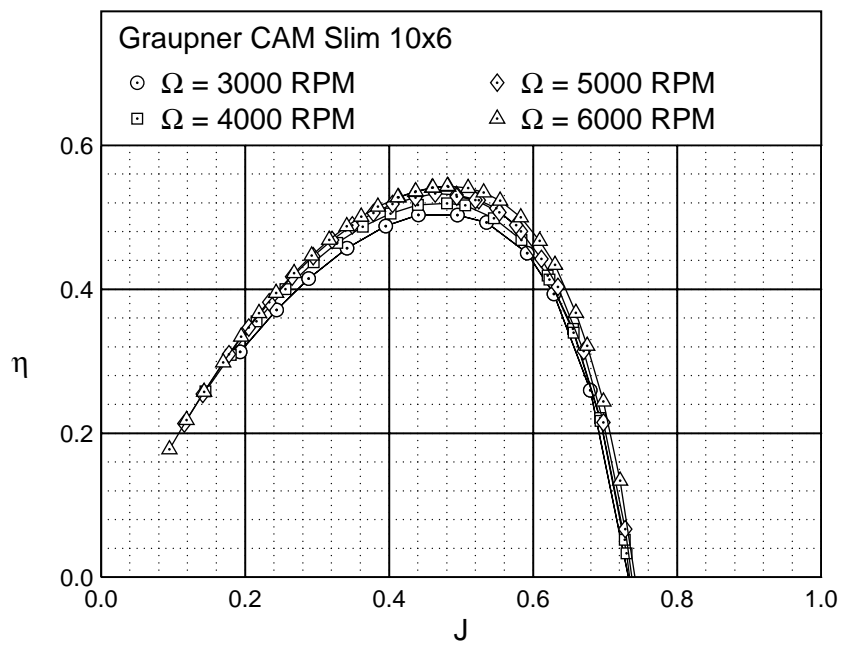


Figure 5.230: Graupner CAM Slim 10×6 efficiency curves.

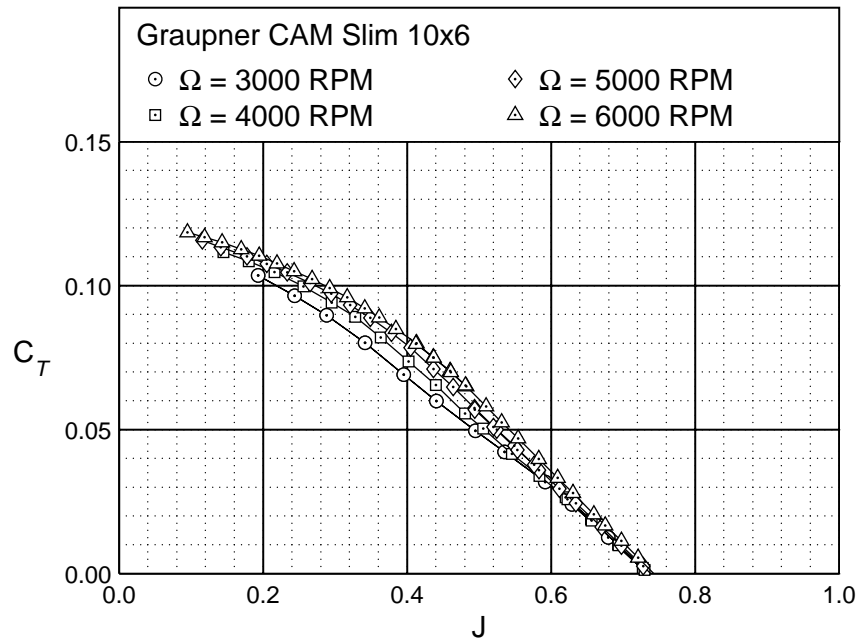


Figure 5.231: Graupner CAM Slim 10×6 thrust characteristics.

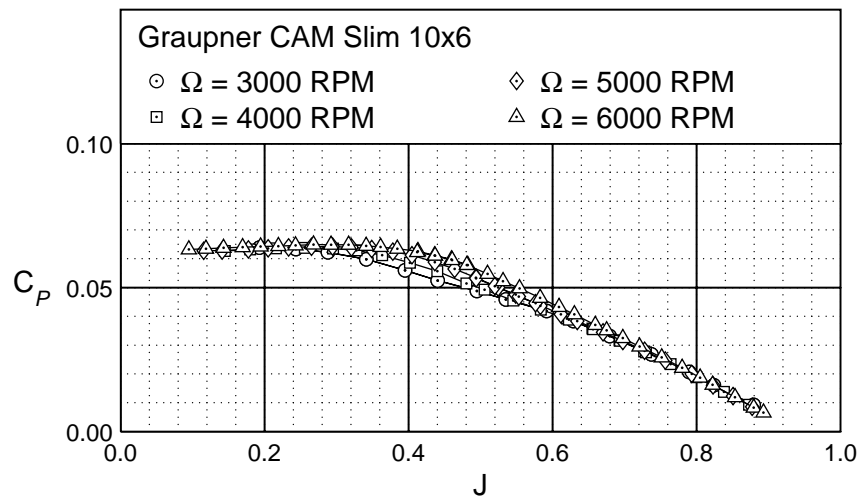


Figure 5.232: Graupner CAM Slim 10×6 power characteristics.

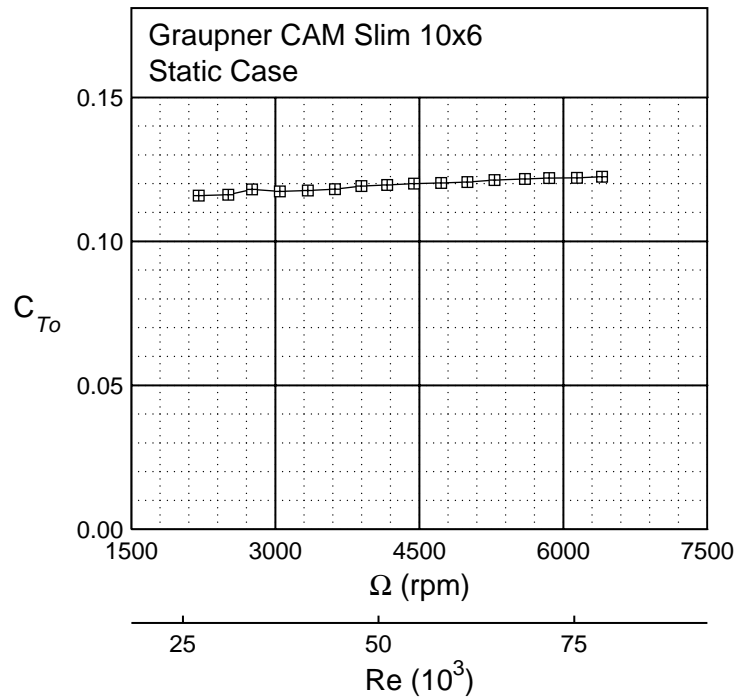


Figure 5.233: Graupner CAM Slim 10×6 static thrust.

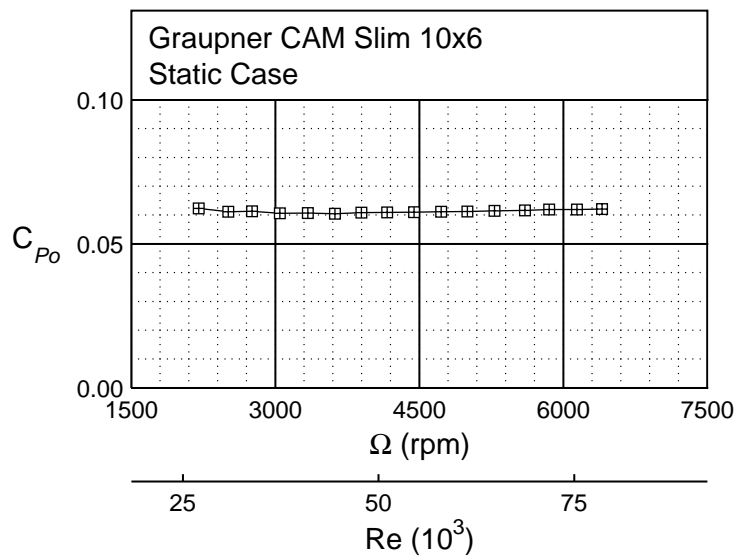
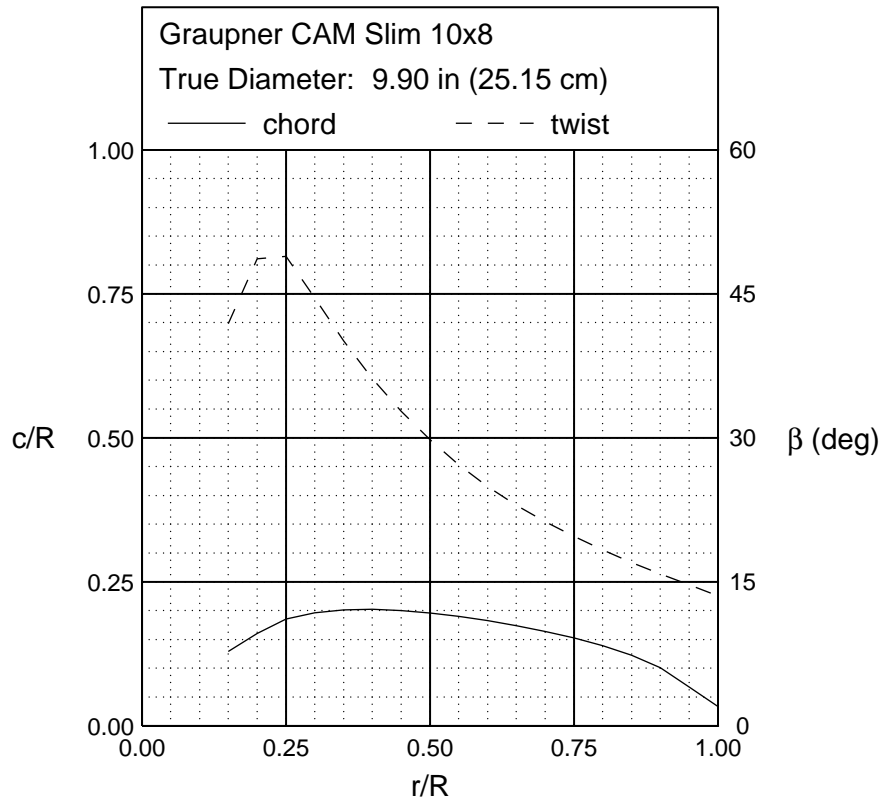


Figure 5.234: Graupner CAM Slim 10×6 static power.



Front View



Side View

Figure 5.235: Graupner CAM Slim 10×8 geometric characteristics.

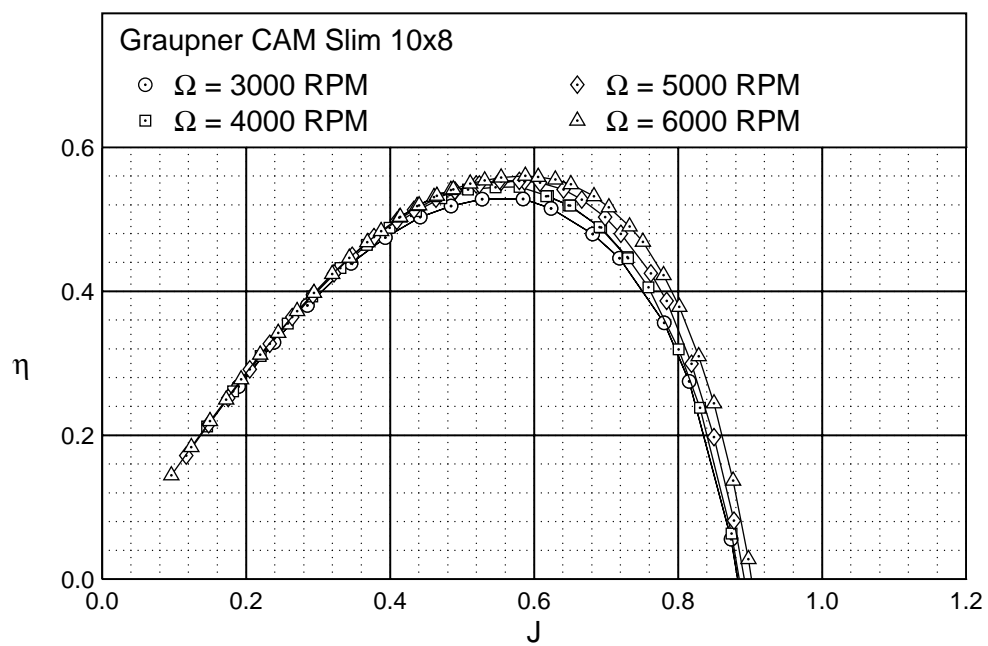


Figure 5.236: Graupner CAM Slim 10×8 efficiency curves.

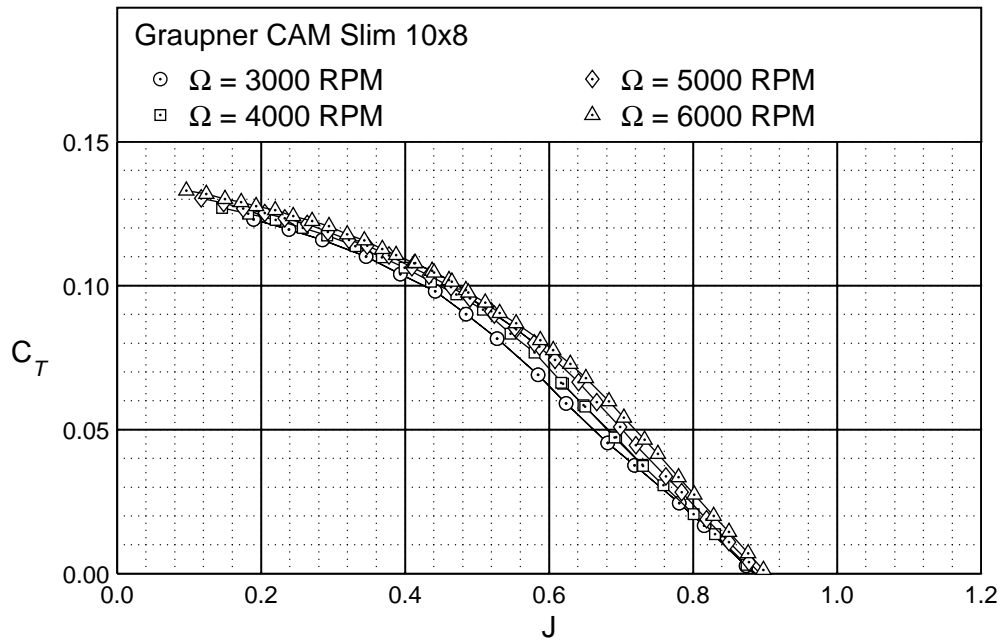


Figure 5.237: Graupner CAM Slim 10×8 thrust characteristics.

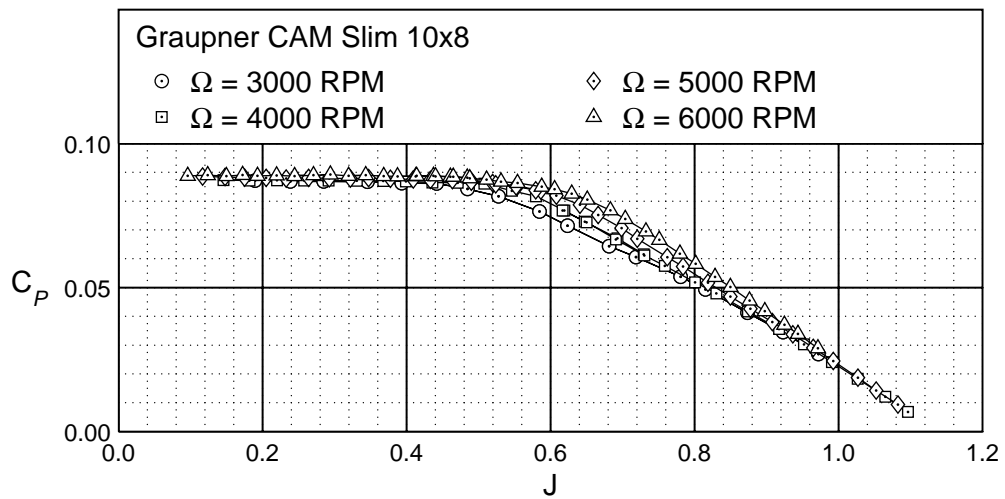


Figure 5.238: Graupner CAM Slim 10×8 power characteristics.

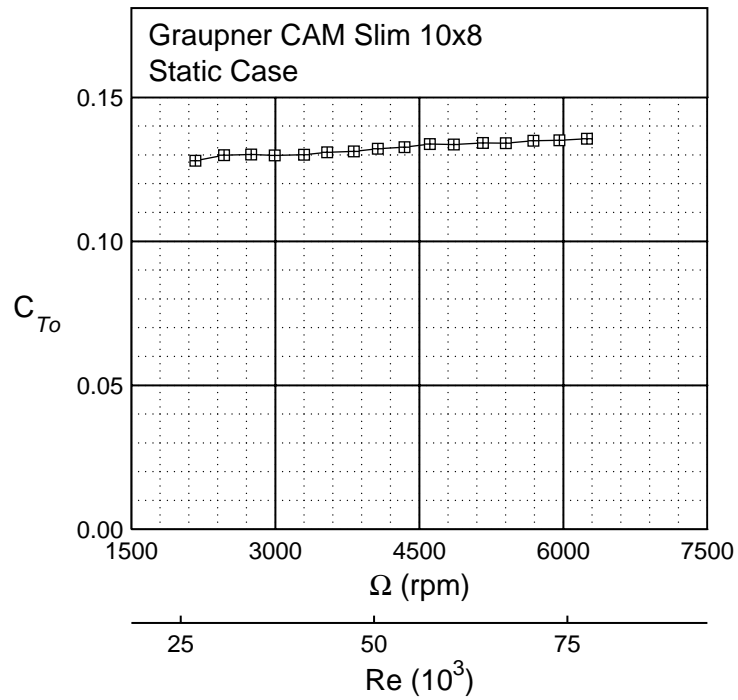


Figure 5.239: Graupner CAM Slim 10×8 static thrust.

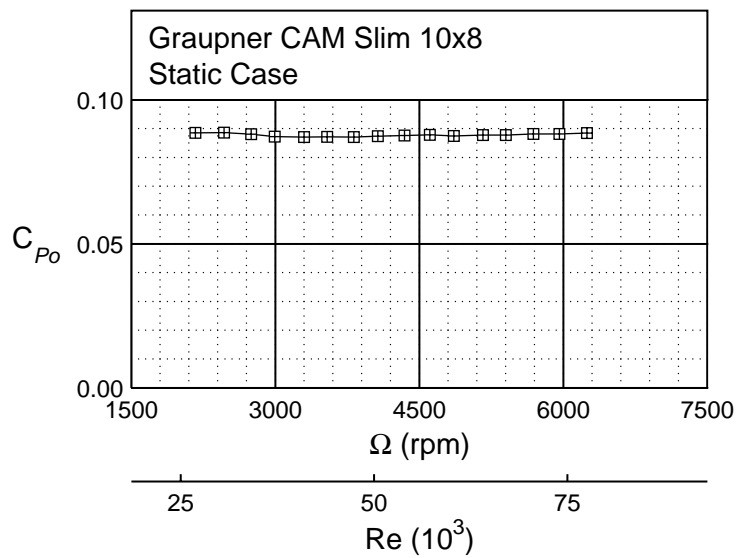
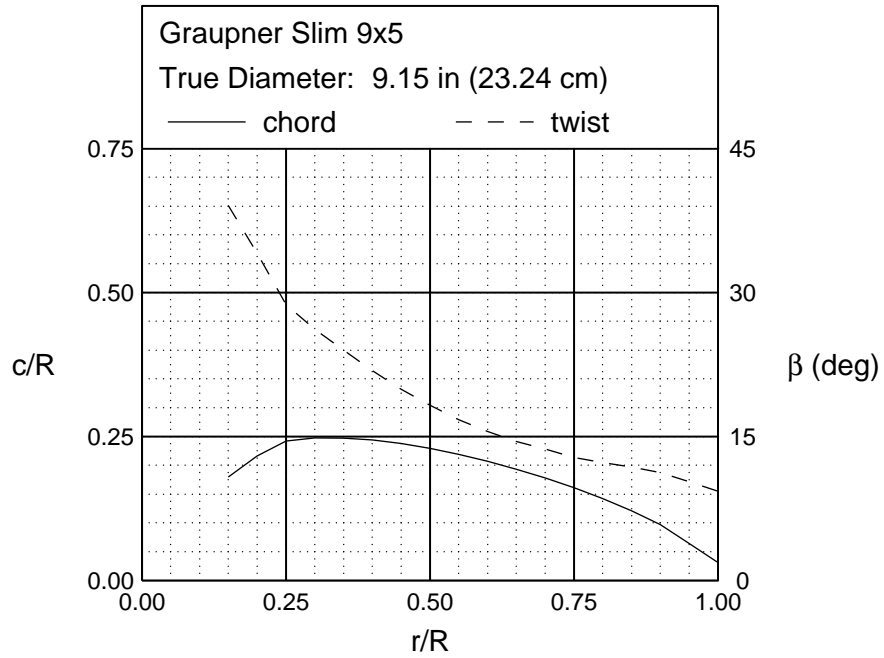


Figure 5.240: Graupner CAM Slim 10×8 static power.



Front View



Side View

Figure 5.241: Graupner Slim 9×5 geometric characteristics.

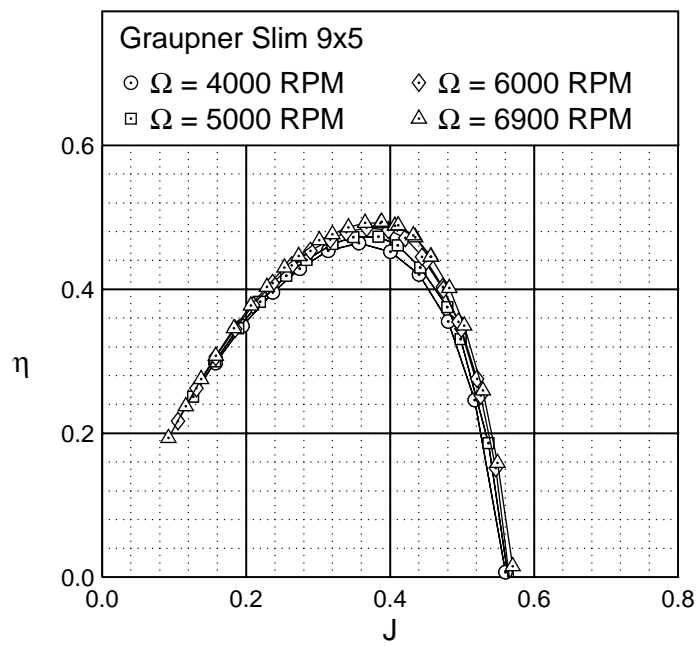


Figure 5.242: Graupner Slim 9×5 efficiency curves.

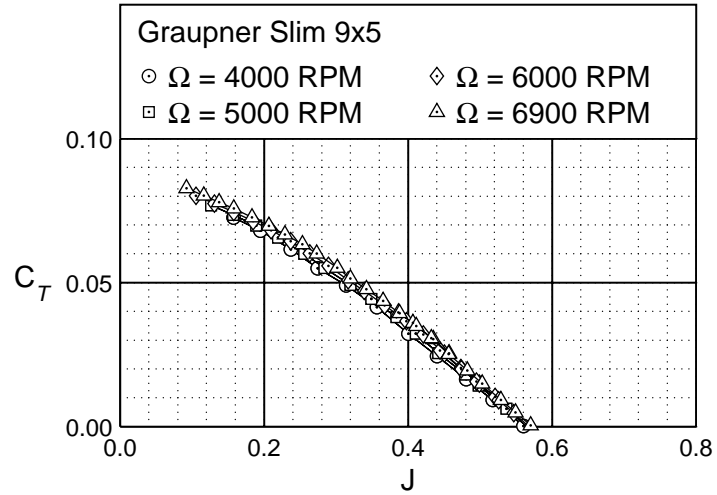


Figure 5.243: Graupner Slim 9×5 thrust characteristics.

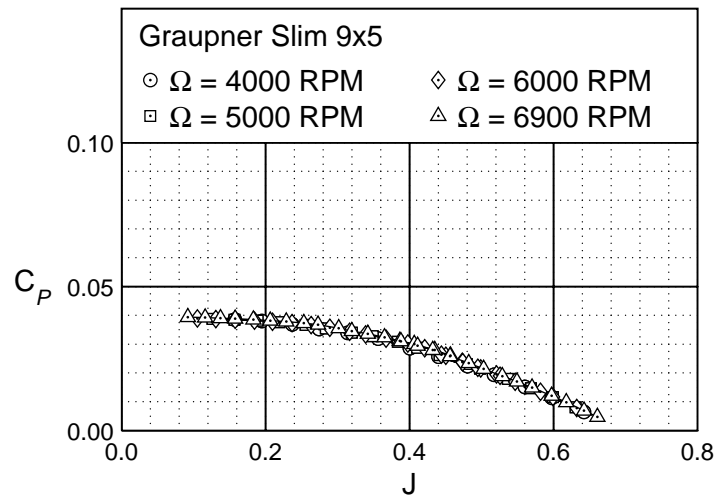


Figure 5.244: Graupner Slim 9×5 power characteristics.

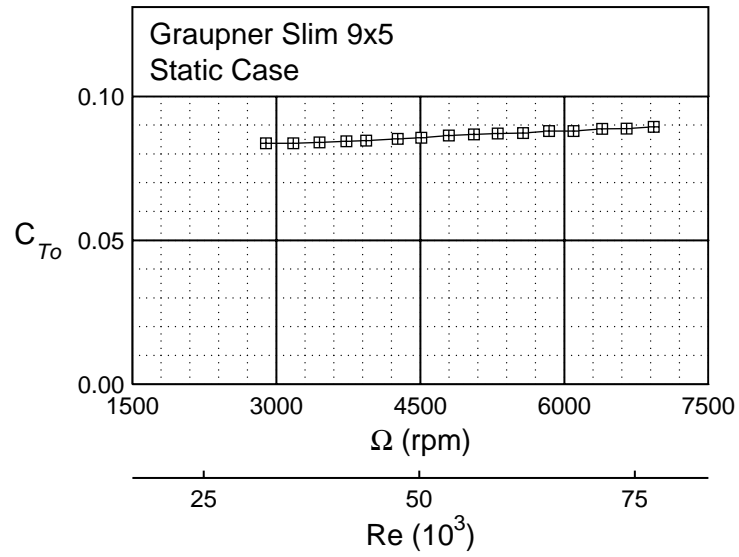


Figure 5.245: Graupner Slim 9×5 static thrust.

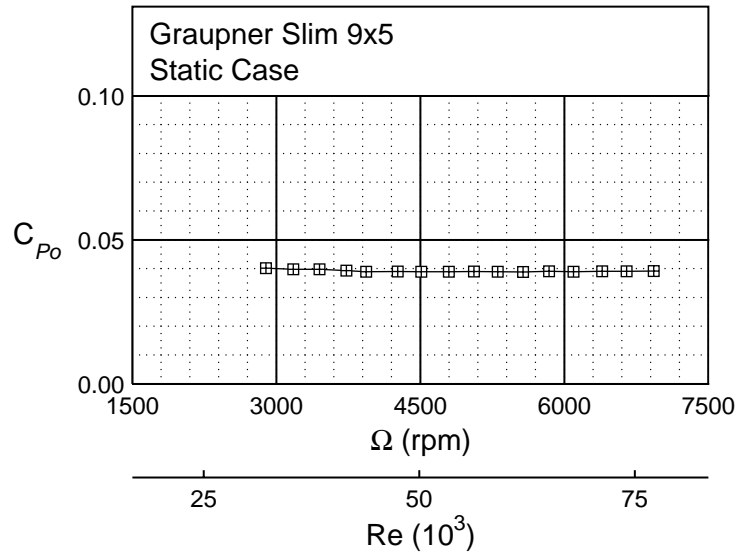
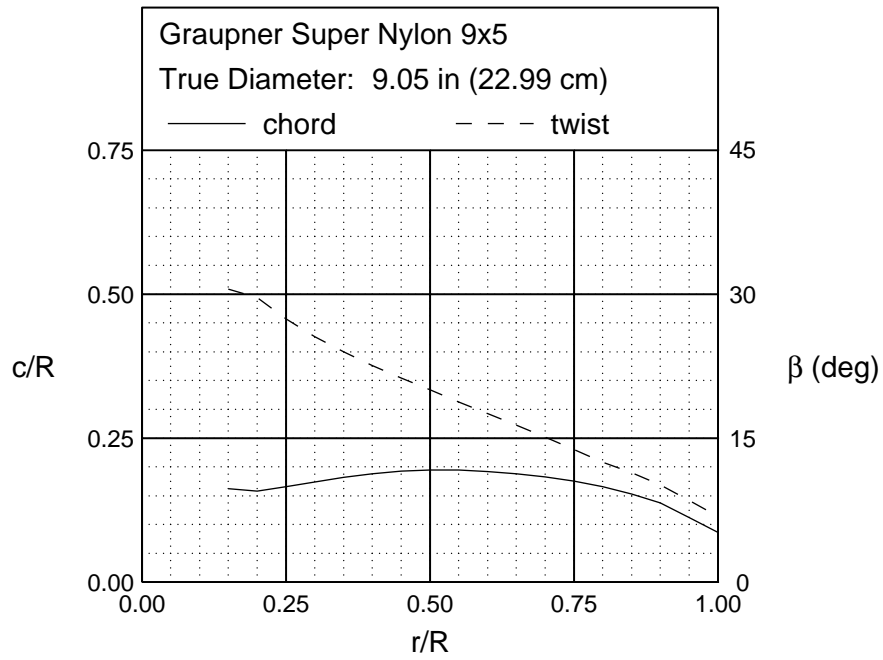


Figure 5.246: Graupner Slim 9×5 static power.



Front View



Side View

Figure 5.247: Graupner Super Nylon 9x5 geometric characteristics.

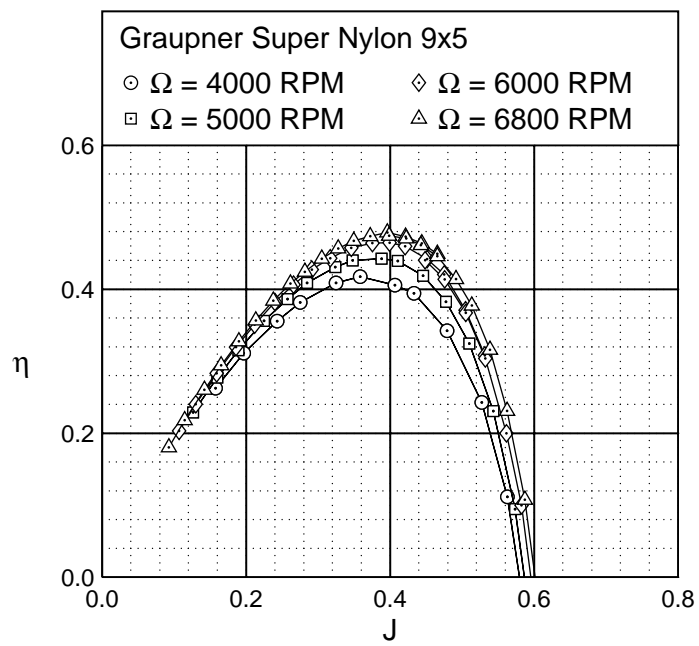


Figure 5.248: Graupner Super Nylon 9×5 efficiency curves.

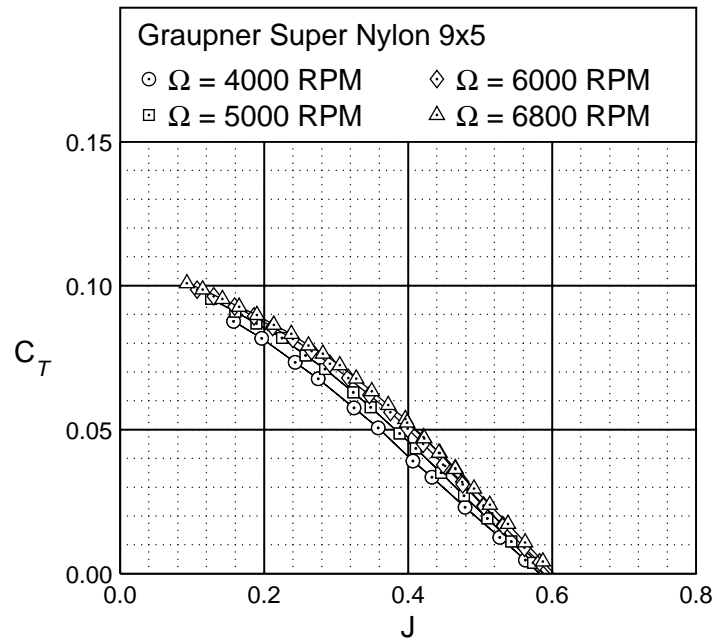


Figure 5.249: Graupner Super Nylon 9×5 thrust characteristics.

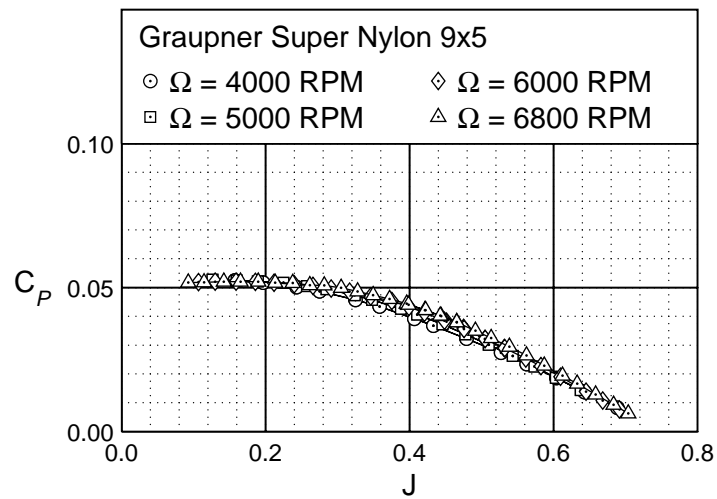


Figure 5.250: Graupner Super Nylon 9×5 power characteristics.

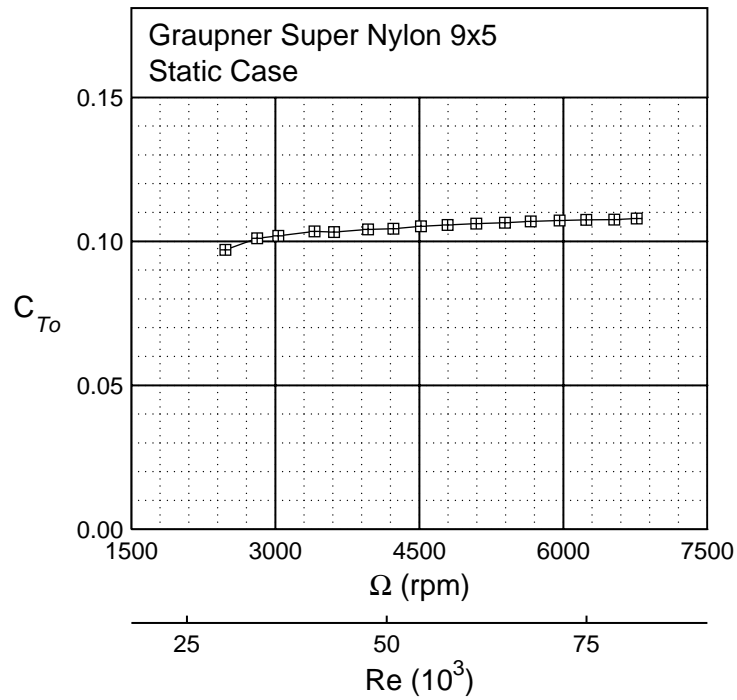


Figure 5.251: Graupner Super Nylon 9×5 static thrust.

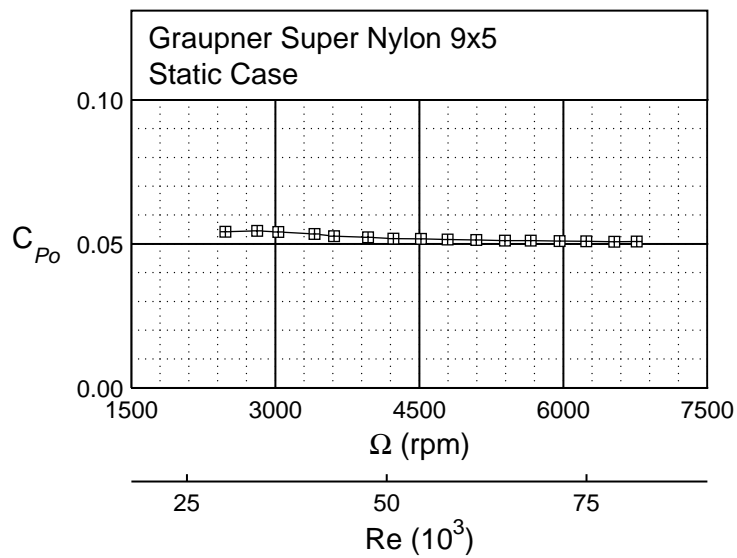
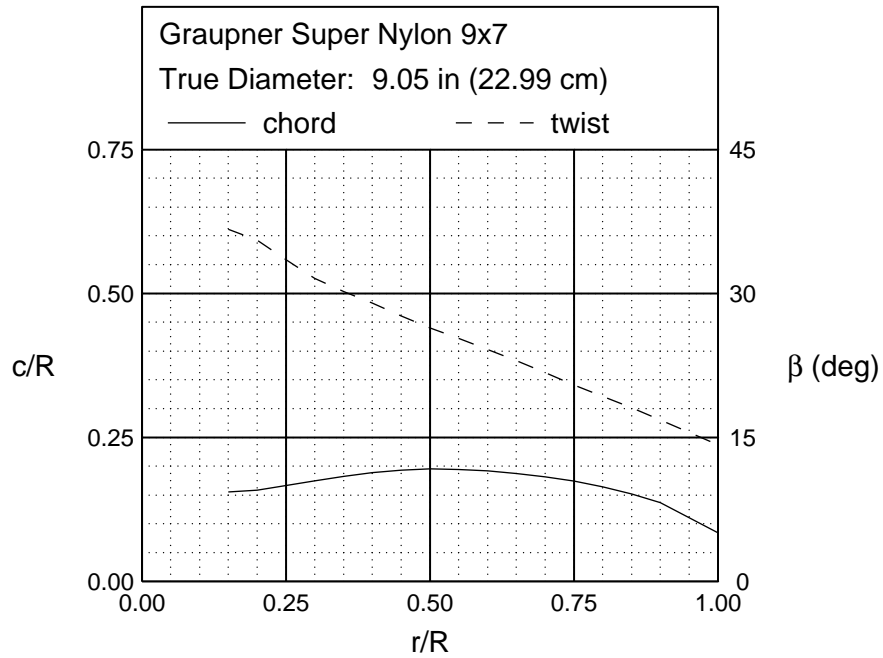


Figure 5.252: Graupner Super Nylon 9×5 static power.



Front View



Side View

Figure 5.253: Graupner Super Nylon 9×7 geometric characteristics.

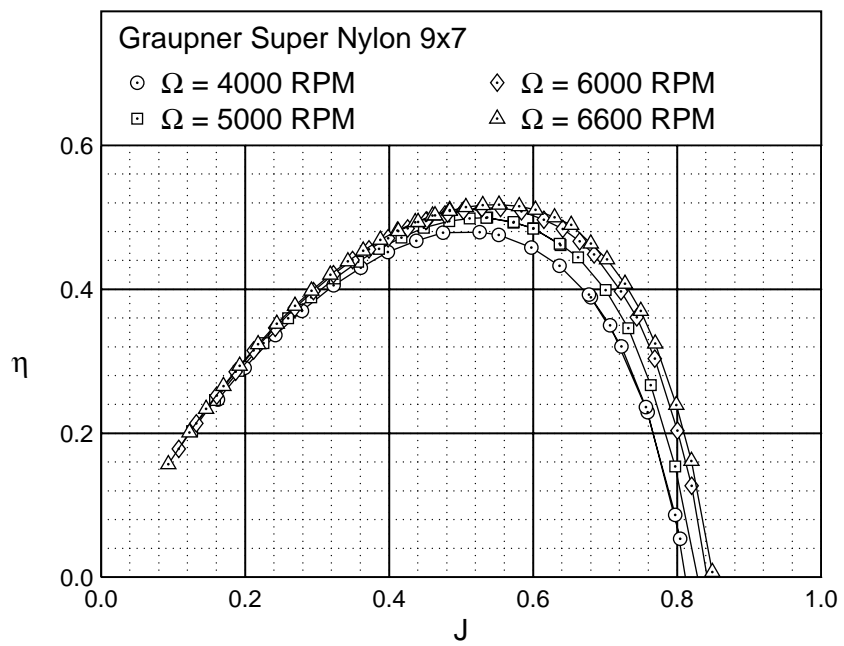


Figure 5.254: Graupner Super Nylon 9×7 efficiency curves.

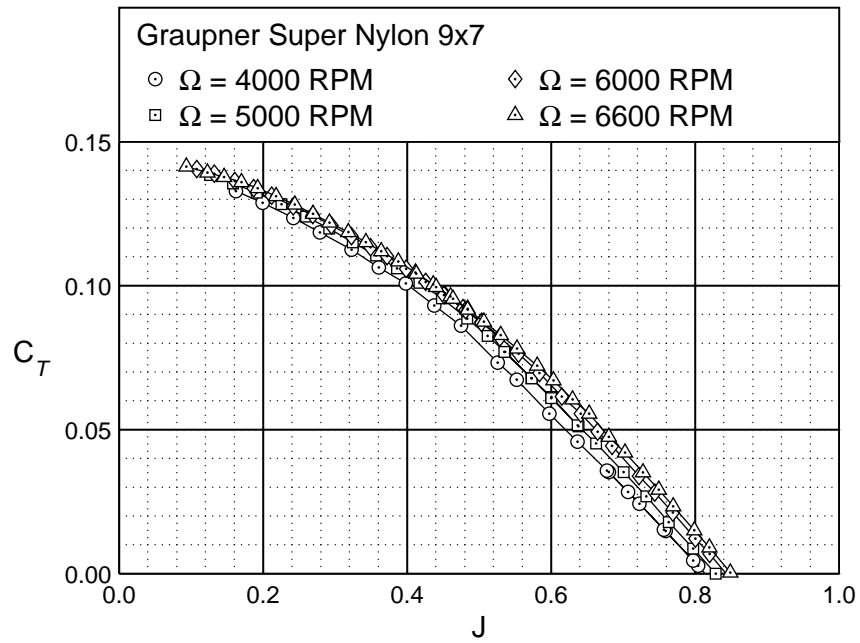


Figure 5.255: Graupner Super Nylon 9×7 thrust characteristics.

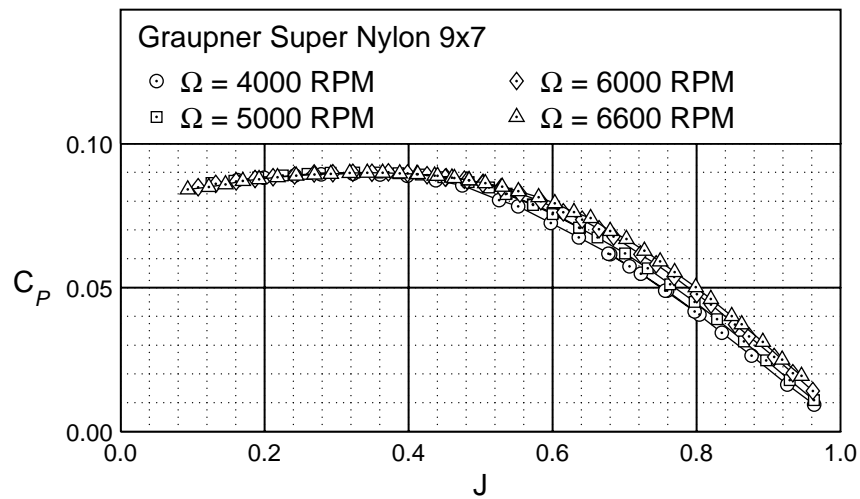


Figure 5.256: Graupner Super Nylon 9×7 power characteristics.

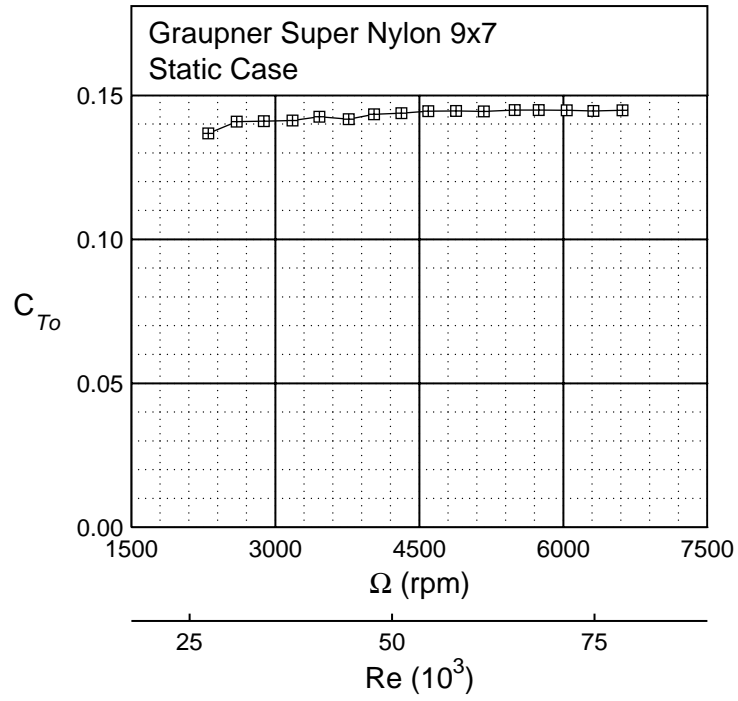


Figure 5.257: Graupner Super Nylon 9×7 static thrust.

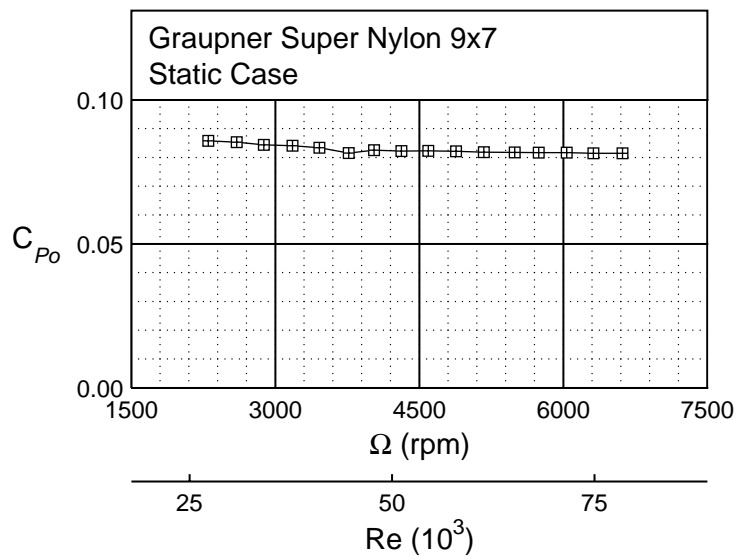
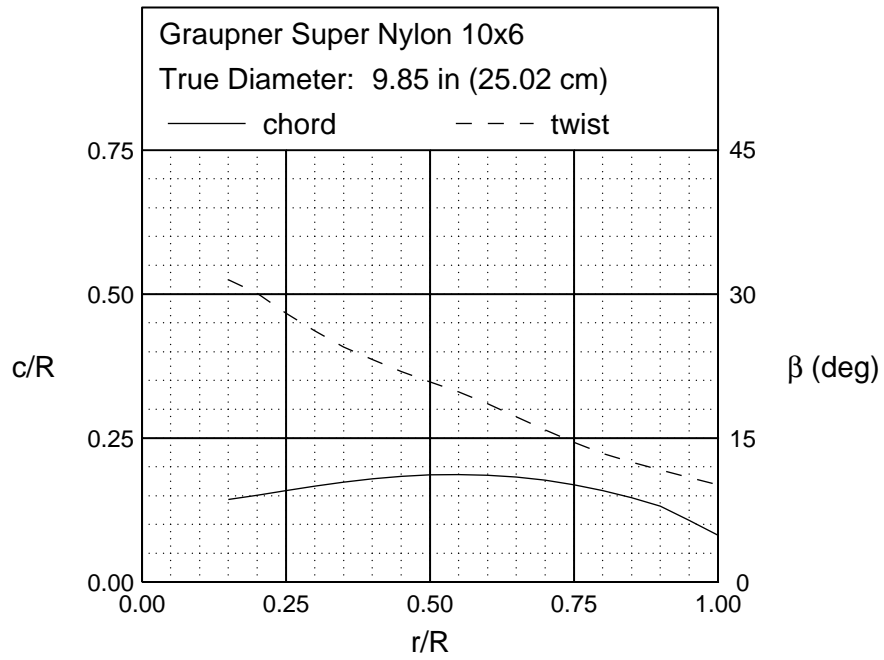


Figure 5.258: Graupner Super Nylon 9×7 static power.



Front View



Side View

Figure 5.259: Graupner Super Nylon 10×6 geometric characteristics.

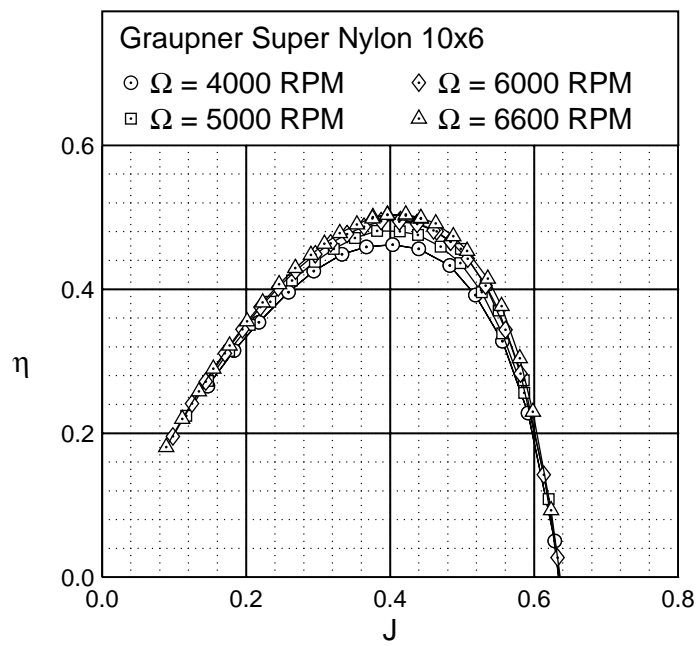


Figure 5.260: Graupner Super Nylon 10×6 efficiency curves.

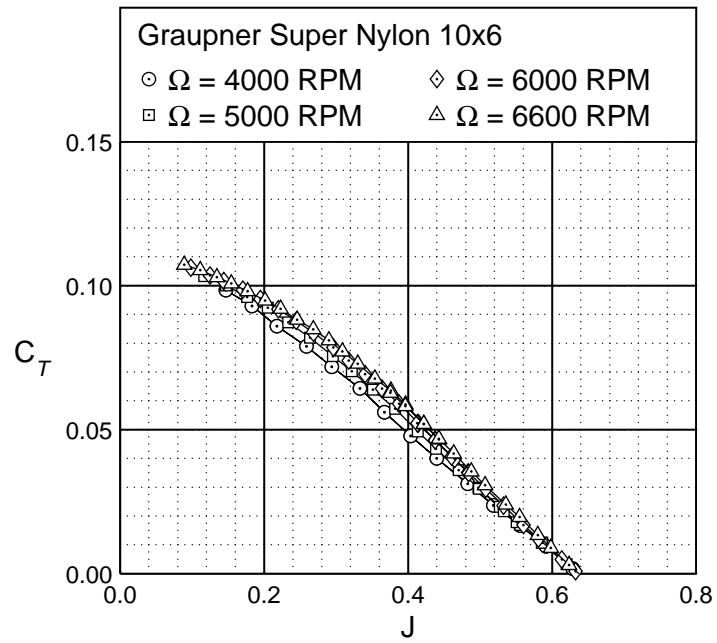


Figure 5.261: Graupner Super Nylon 10×6 thrust characteristics.

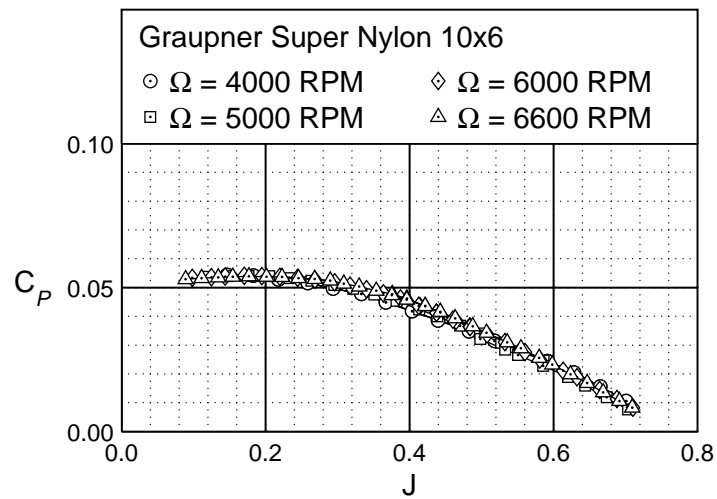


Figure 5.262: Graupner Super Nylon 10×6 power characteristics.

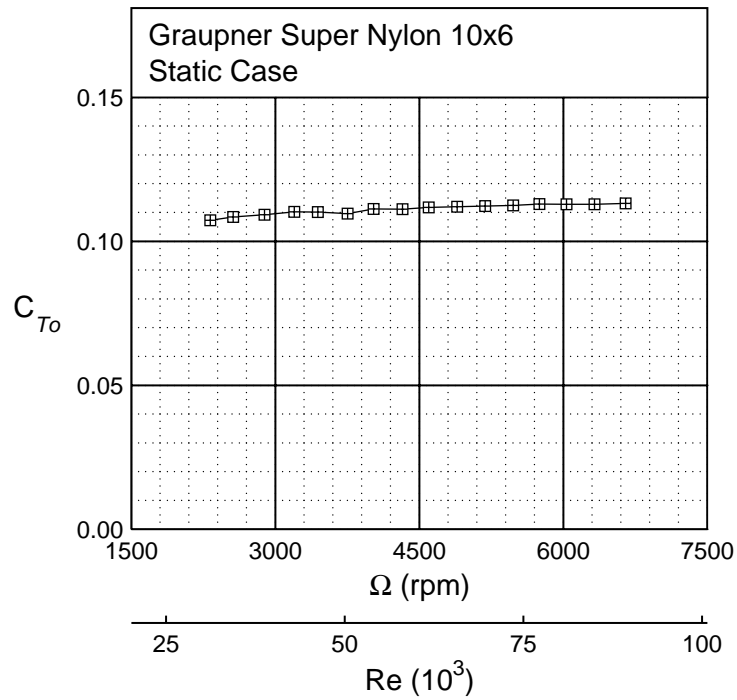


Figure 5.263: Graupner Super Nylon 10×6 static thrust.

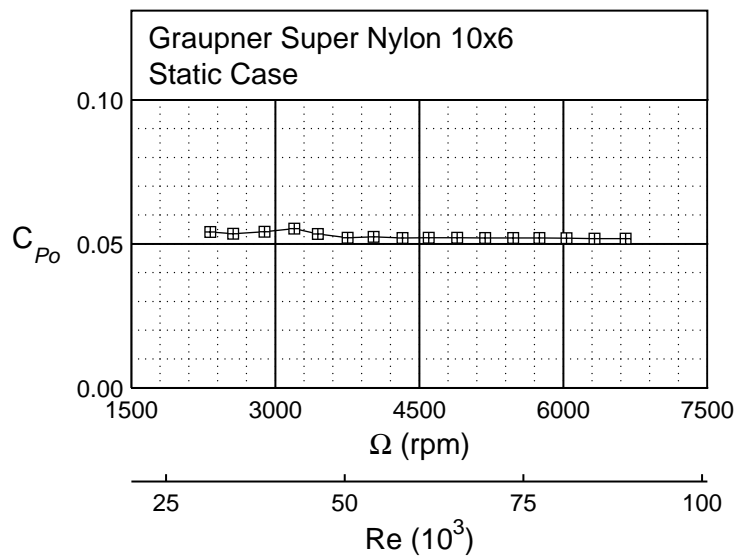
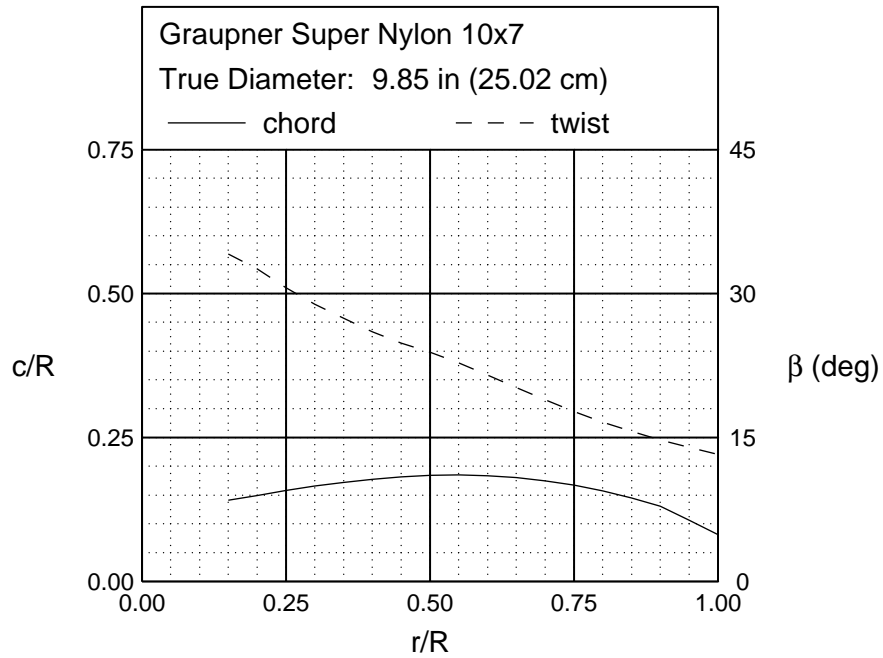


Figure 5.264: Graupner Super Nylon 10×6 static power.



Front View



Side View

Figure 5.265: Graupner Super Nylon 10×7 geometric characteristics.

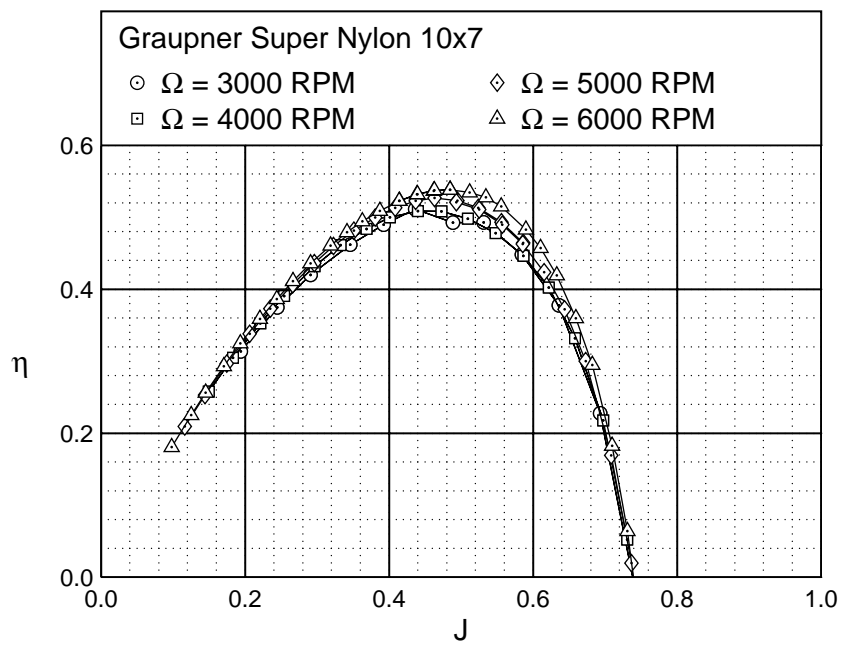


Figure 5.266: Graupner Super Nylon 10x7 efficiency curves.

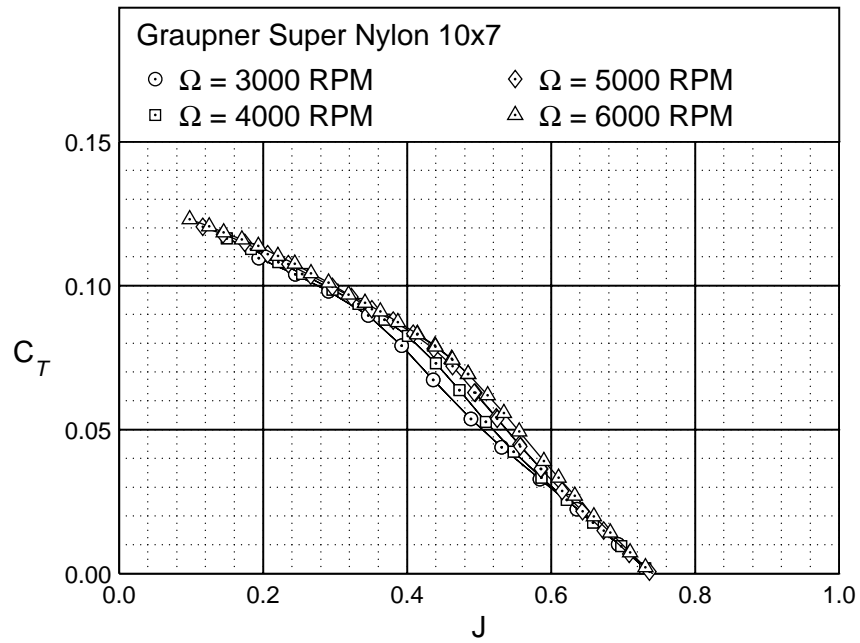


Figure 5.267: Graupner Super Nylon 10×7 thrust characteristics.

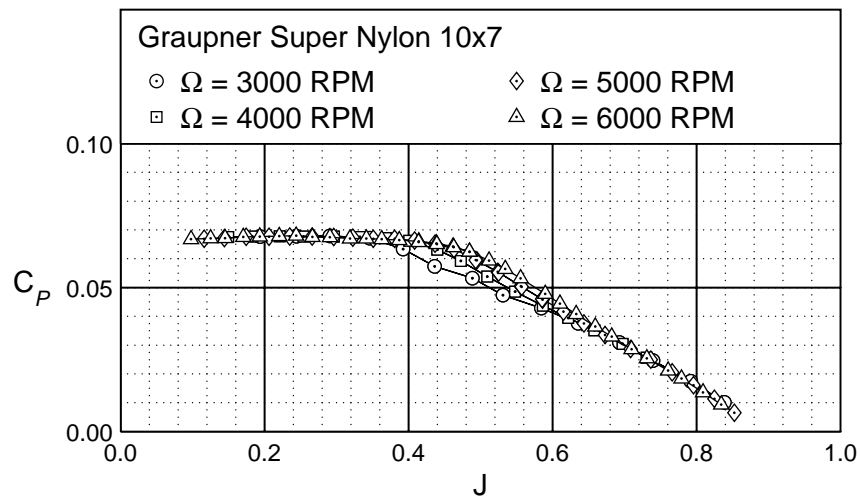


Figure 5.268: Graupner Super Nylon 10×7 power characteristics.

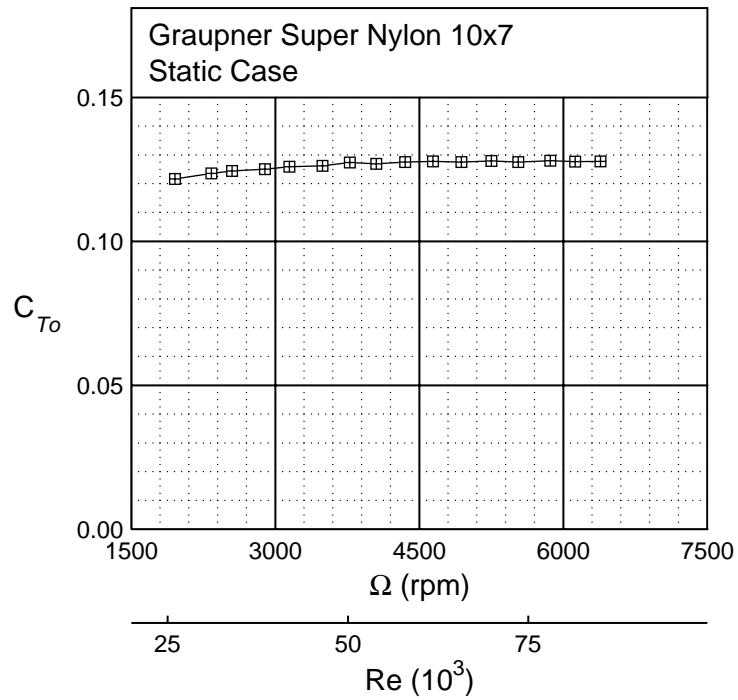


Figure 5.269: Graupner Super Nylon 10x7 static thrust.

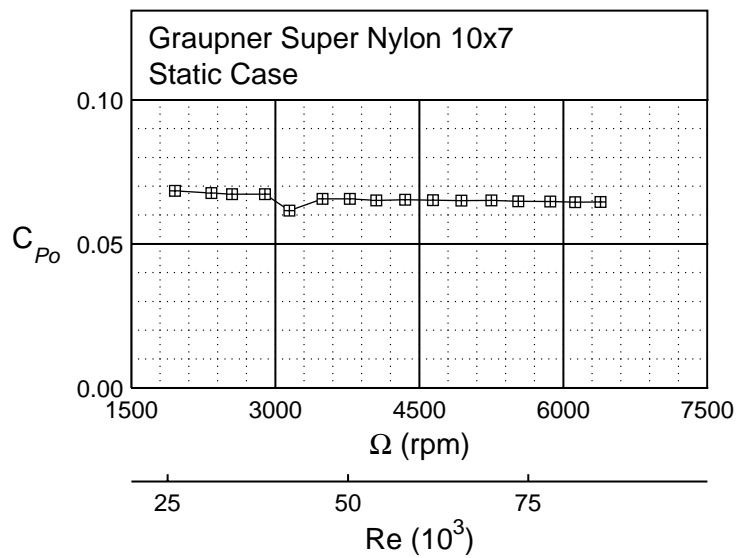
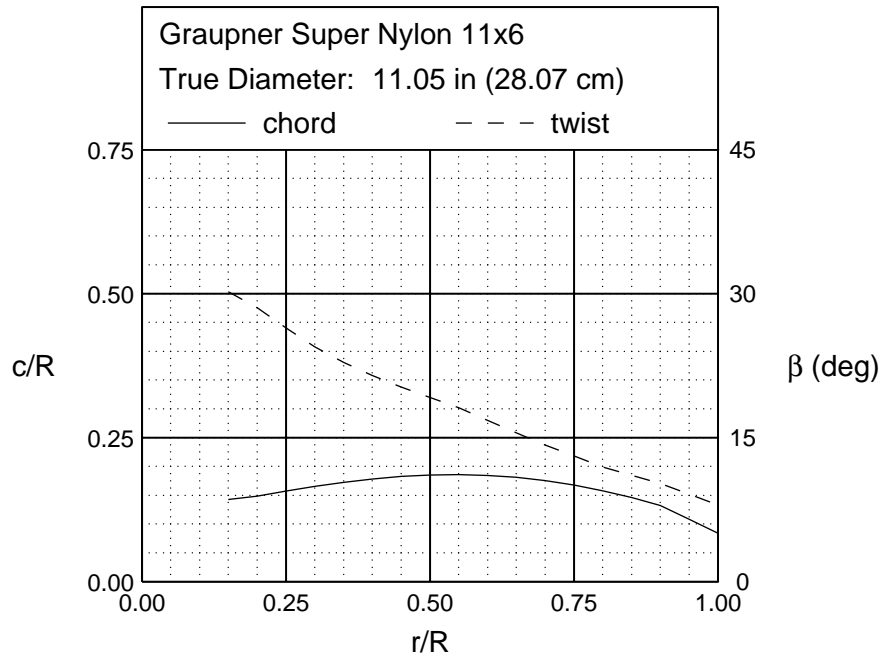


Figure 5.270: Graupner Super Nylon 10x7 static power.



Front View



Side View

Figure 5.271: Graupner Super Nylon 11×6 geometric characteristics.

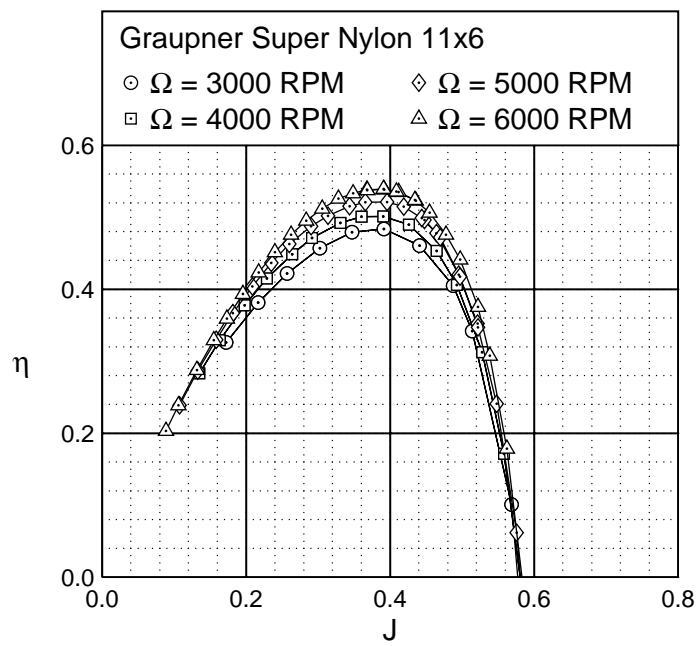


Figure 5.272: Graupner Super Nylon 11×6 efficiency curves.

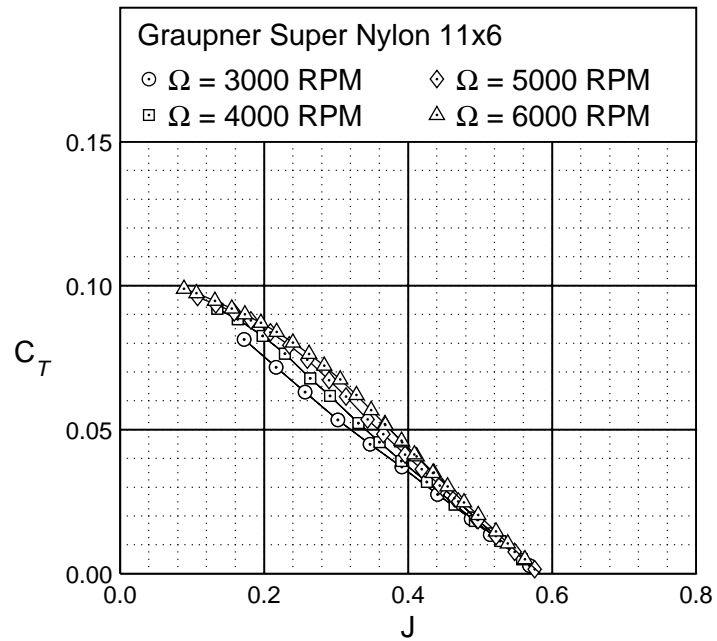


Figure 5.273: Graupner Super Nylon 11×6 thrust characteristics.

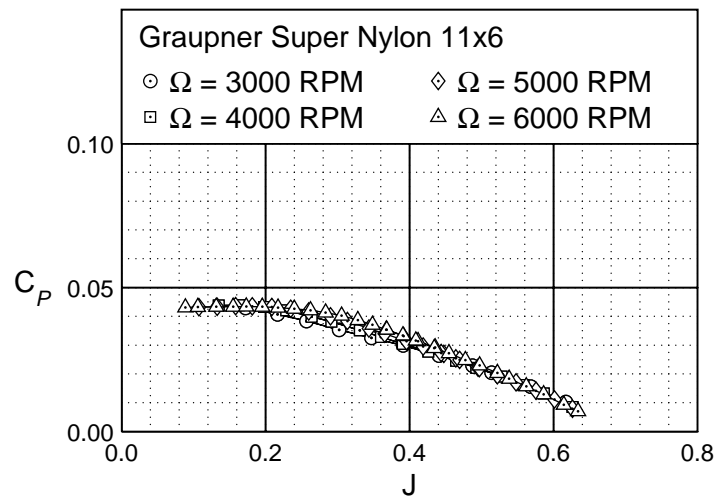


Figure 5.274: Graupner Super Nylon 11×6 power characteristics.

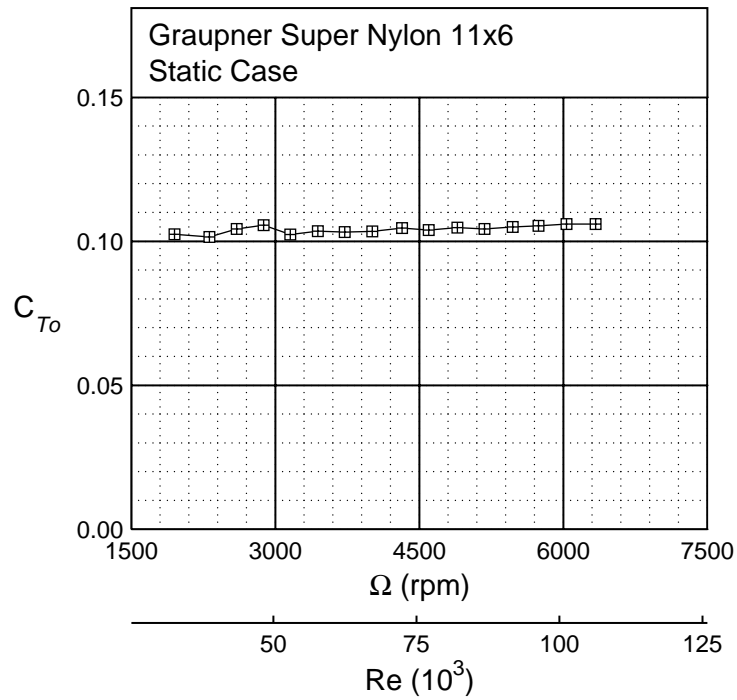


Figure 5.275: Graupner Super Nylon 11×6 static thrust.

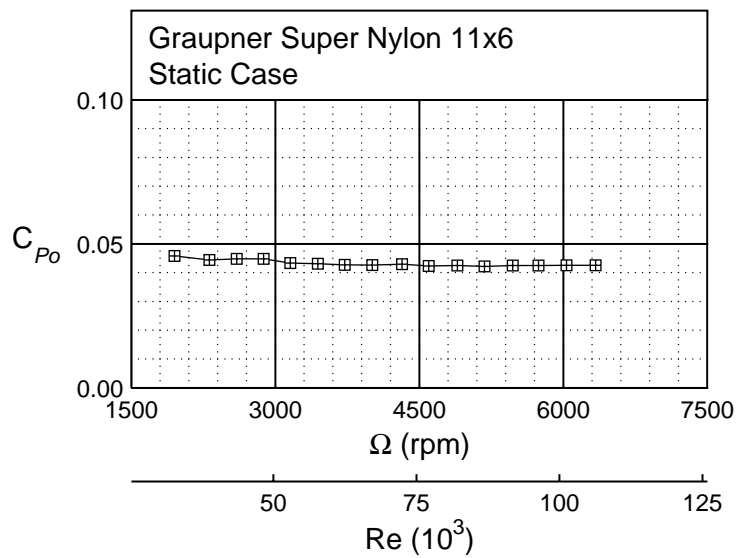
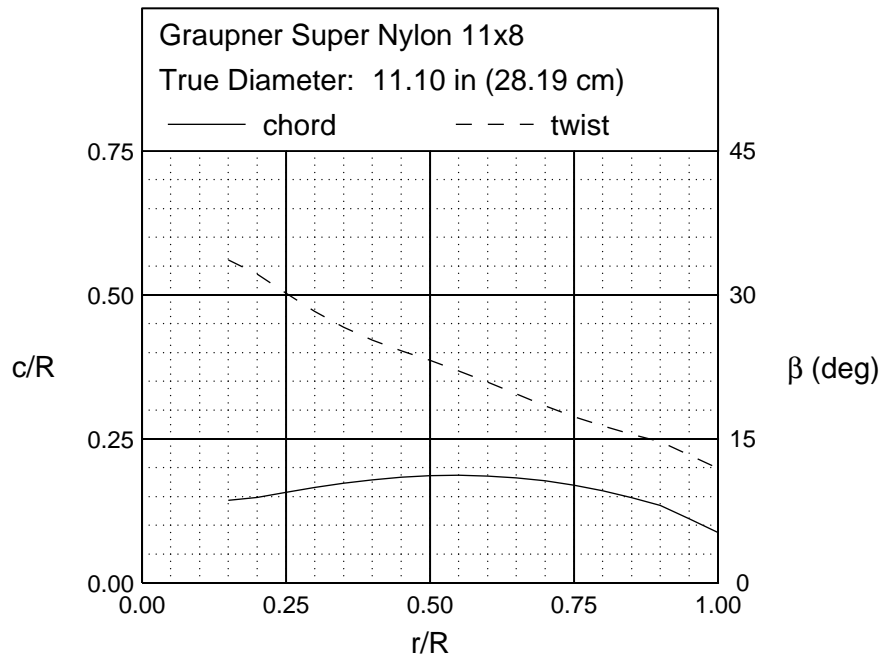


Figure 5.276: Graupner Super Nylon 11×6 static power.



Front View



Side View

Figure 5.277: Graupner Super Nylon 11x8 geometric characteristics.

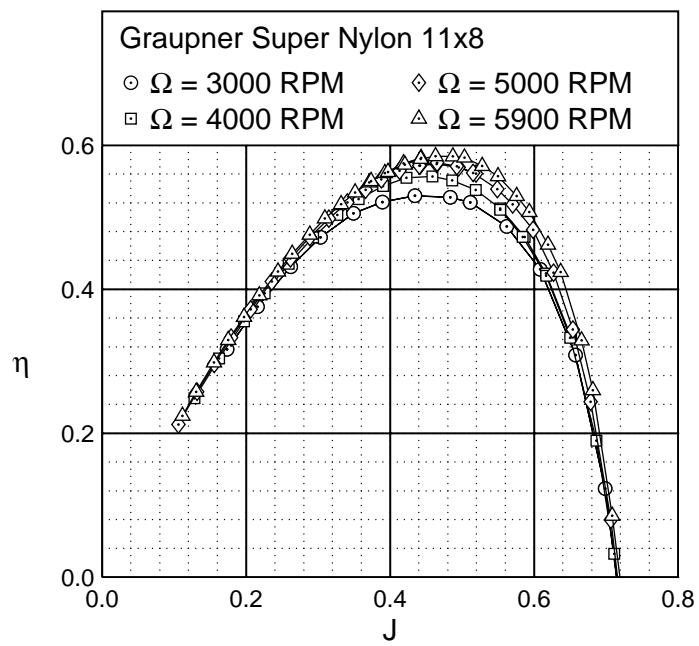


Figure 5.278: Graupner Super Nylon 11×8 efficiency curves.

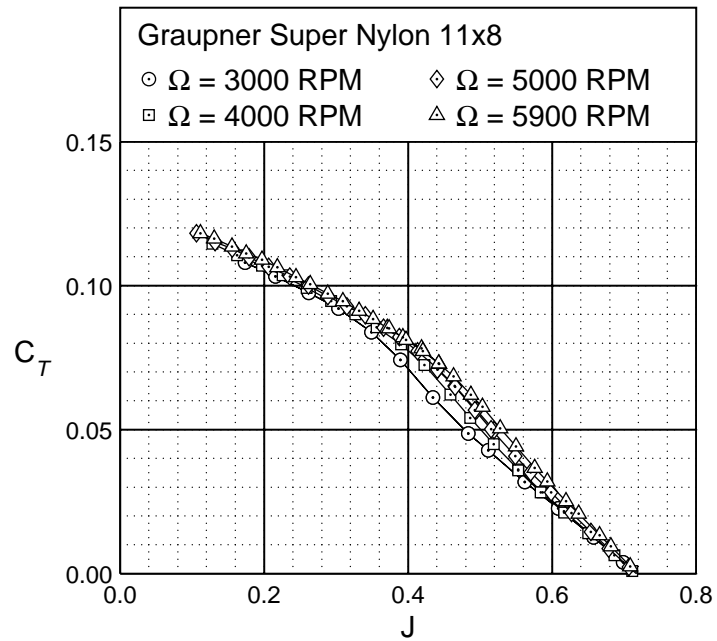


Figure 5.279: Graupner Super Nylon 11×8 thrust characteristics.

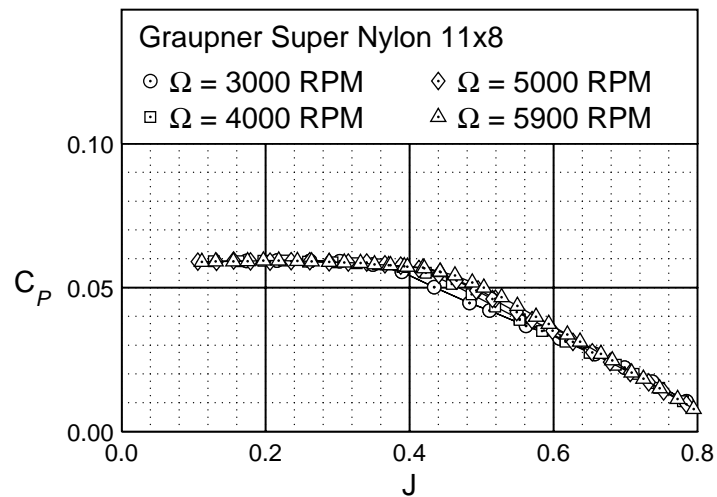


Figure 5.280: Graupner Super Nylon 11×8 power characteristics.

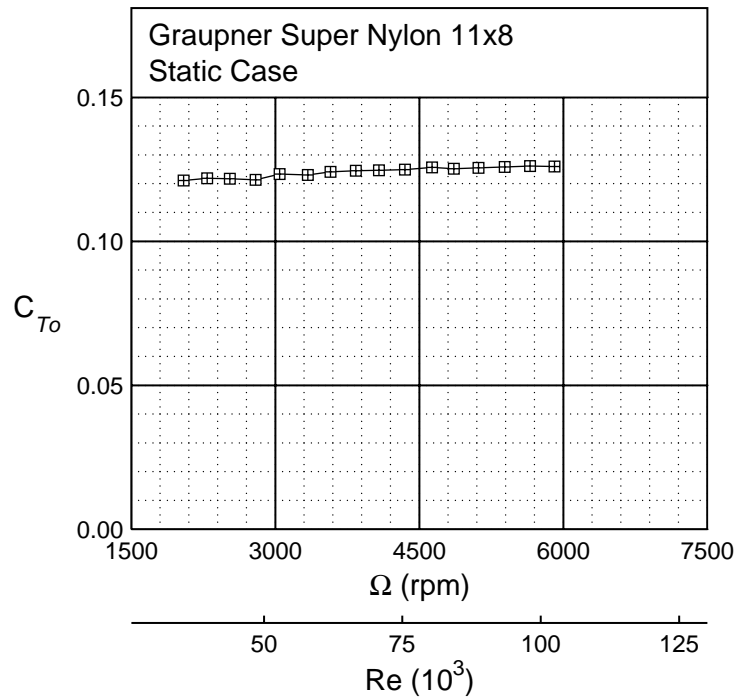


Figure 5.281: Graupner Super Nylon 11x8 static thrust.

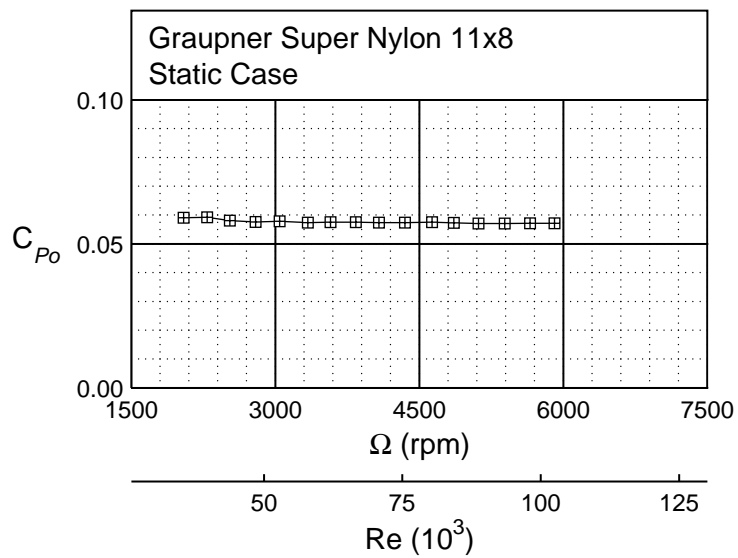
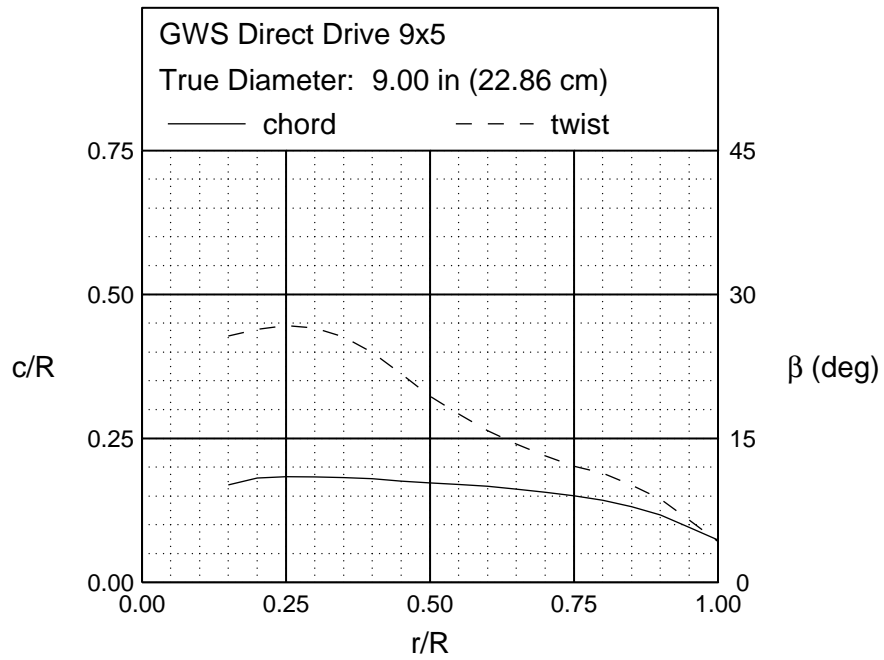


Figure 5.282: Graupner Super Nylon 11x8 static power.



Front View



Side View

Figure 5.283: GWS Direct Drive 9x5 geometric characteristics.

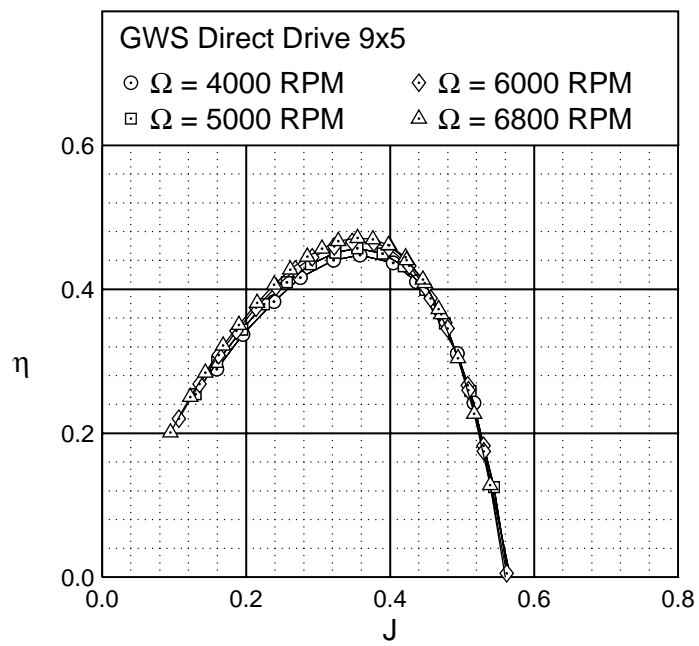


Figure 5.284: GWS Direct Drive 9×5 efficiency curves.

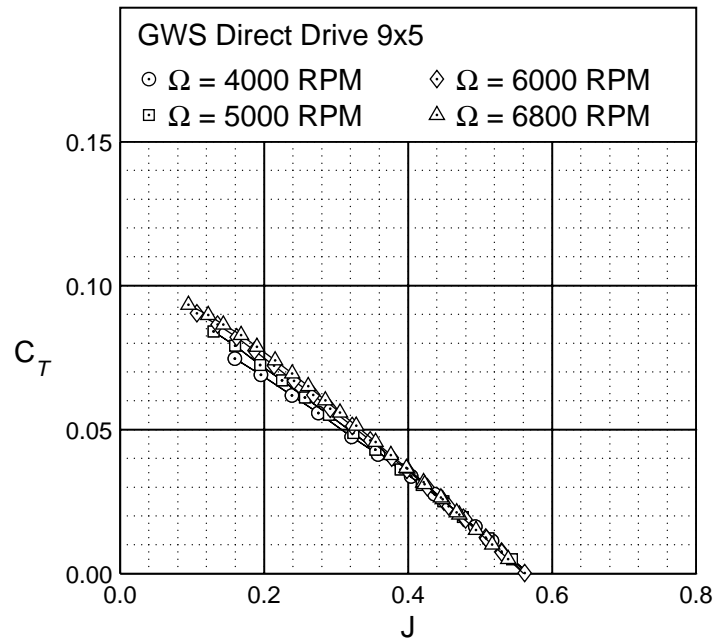


Figure 5.285: GWS Direct Drive 9×5 thrust characteristics.

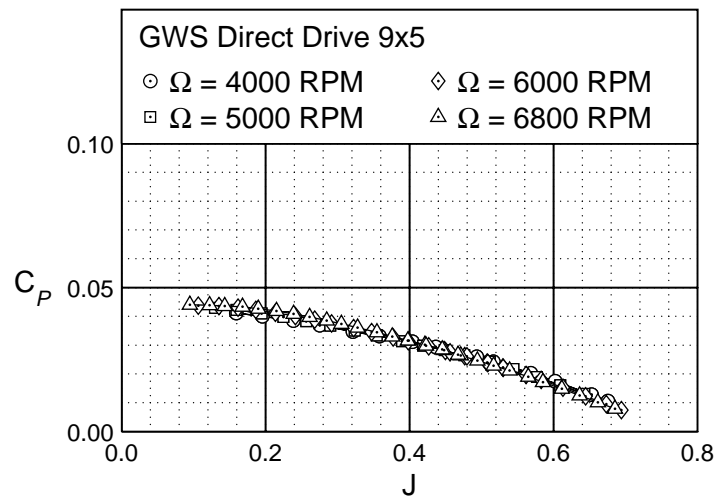


Figure 5.286: GWS Direct Drive 9×5 power characteristics.

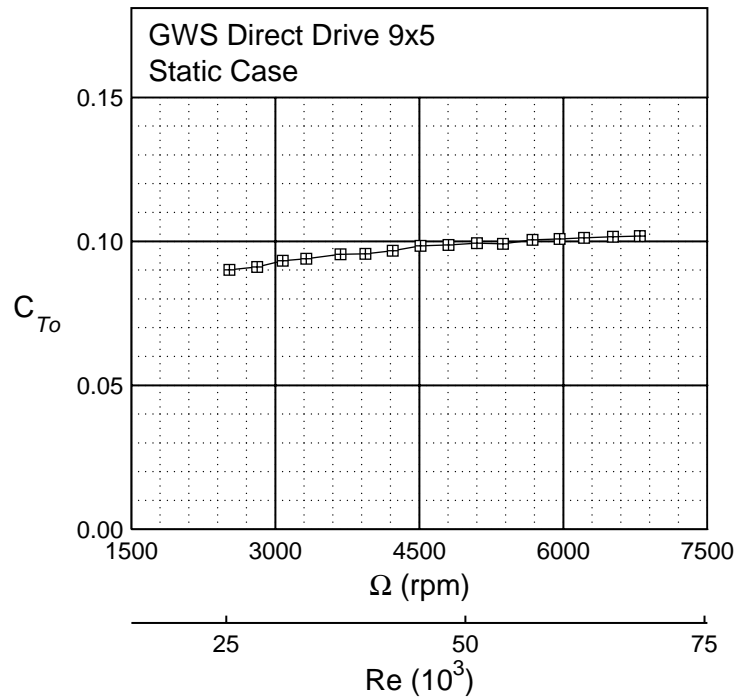


Figure 5.287: GWS Direct Drive 9×5 static thrust.

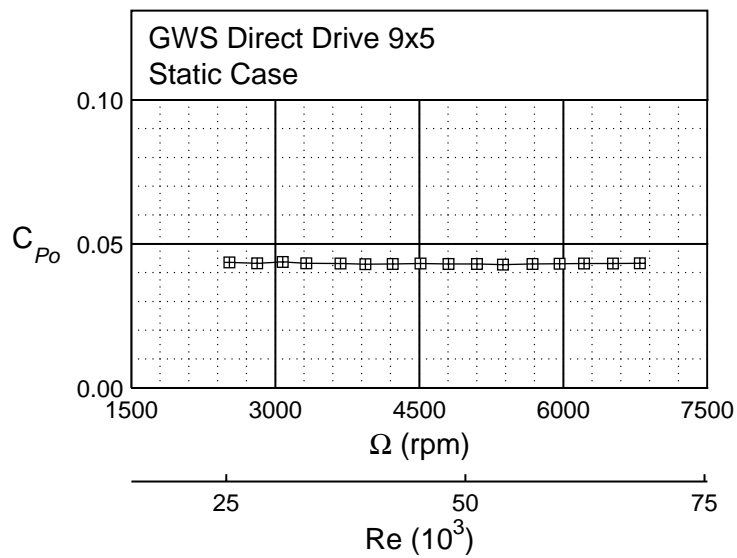
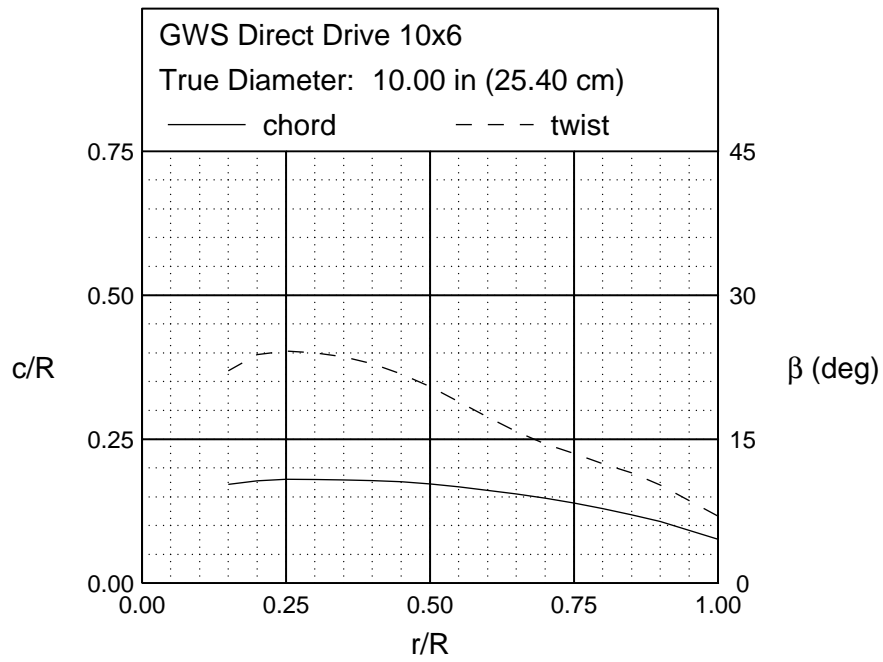


Figure 5.288: GWS Direct Drive 9×5 static power.



Front View



Side View

Figure 5.289: GWS Direct Drive 10x6 geometric characteristics.

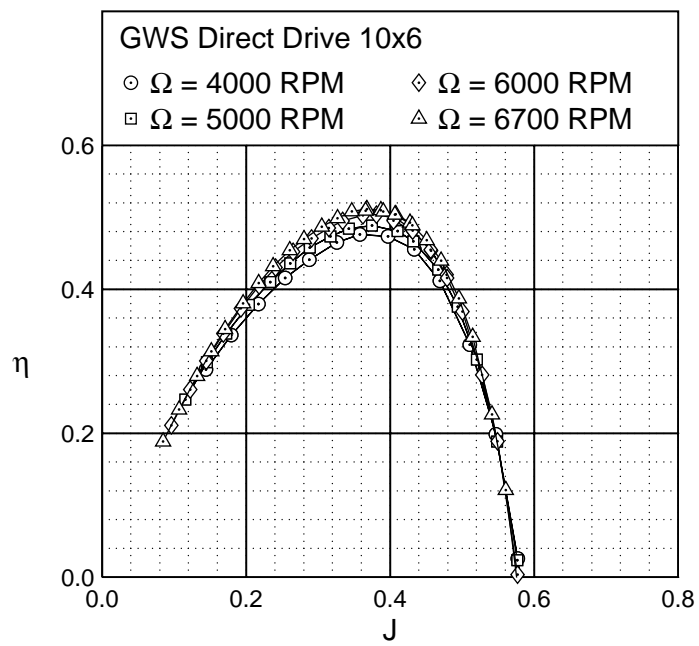


Figure 5.290: GWS Direct Drive 10×6 efficiency curves.

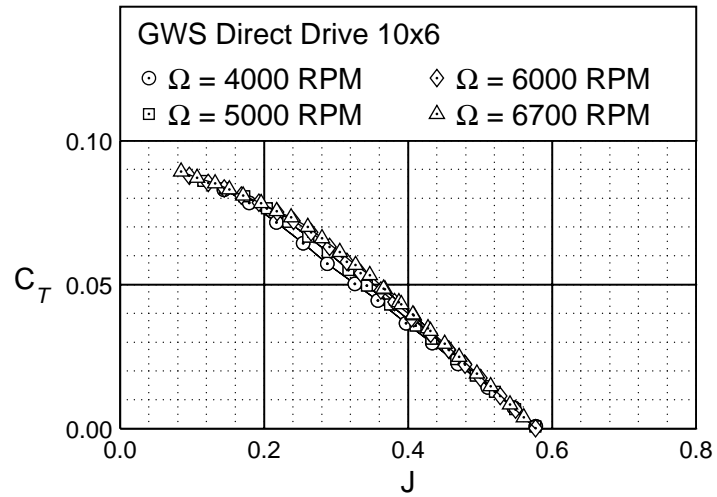


Figure 5.291: GWS Direct Drive 10×6 thrust characteristics.

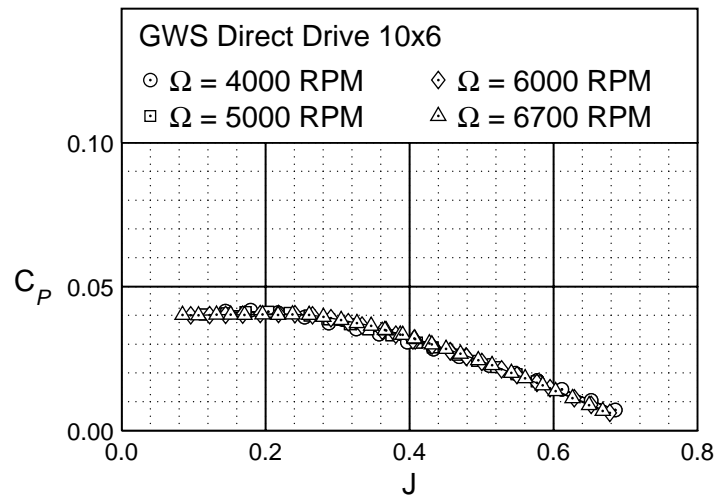


Figure 5.292: GWS Direct Drive 10×6 power characteristics.

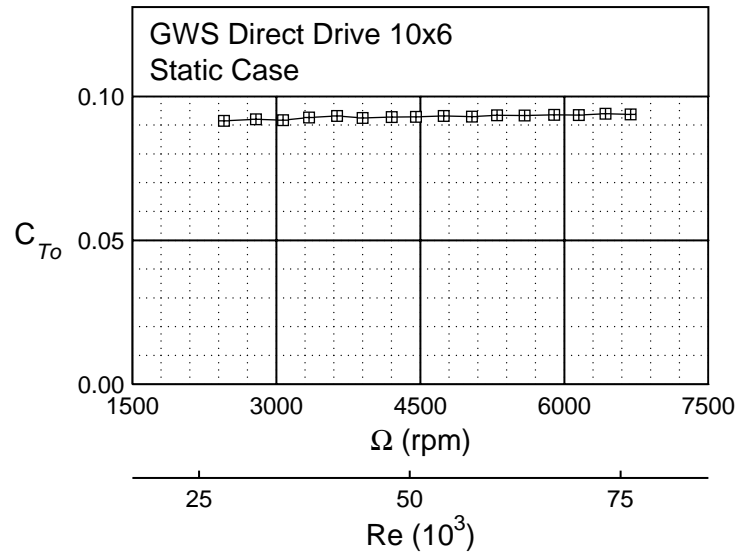


Figure 5.293: GWS Direct Drive 10×6 static thrust.

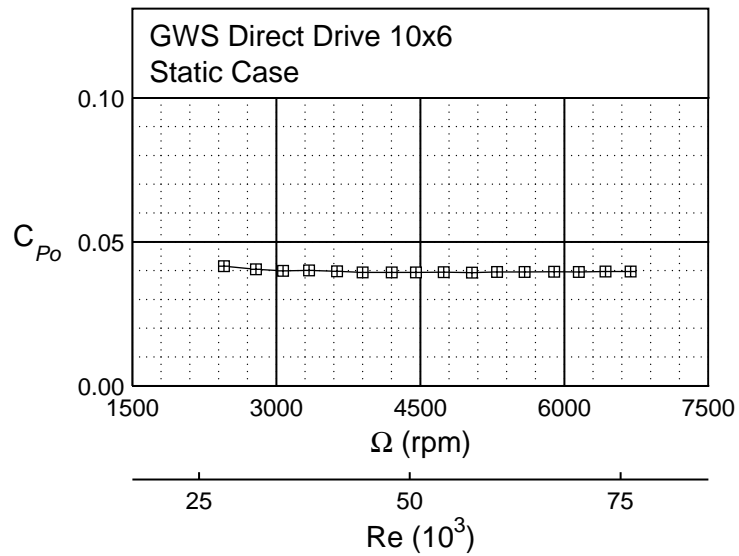
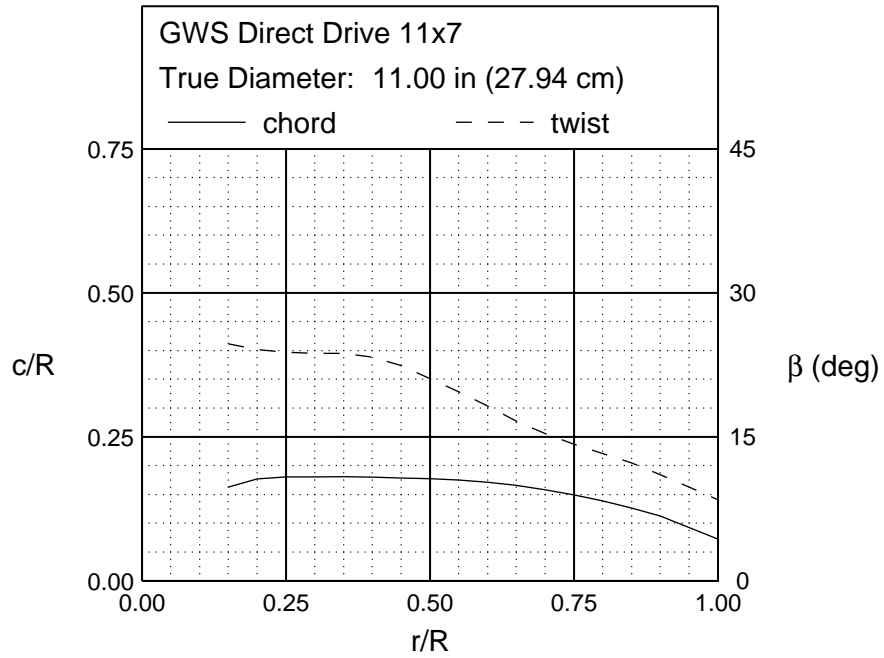


Figure 5.294: GWS Direct Drive 10×6 static power.



Front View



Side View

Figure 5.295: GWS Direct Drive 11×7 geometric characteristics.

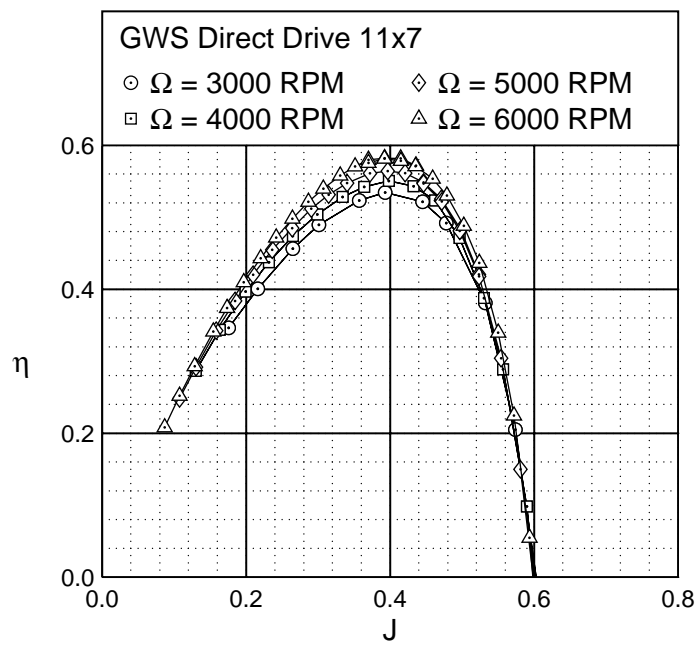


Figure 5.296: GWS Direct Drive 11×7 efficiency curves.

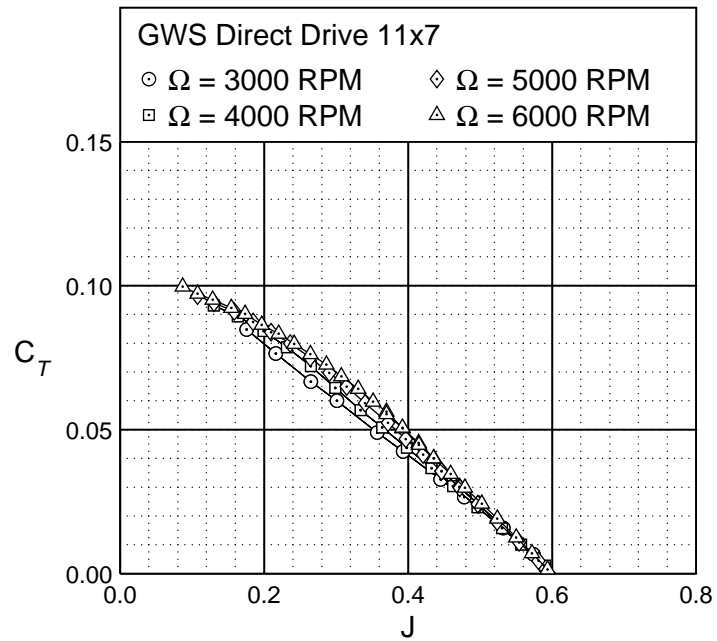


Figure 5.297: GWS Direct Drive 11×7 thrust characteristics.

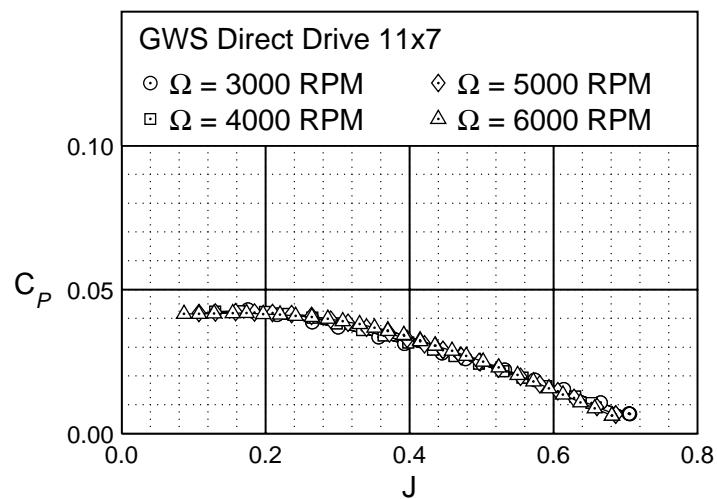


Figure 5.298: GWS Direct Drive 11×7 power characteristics.

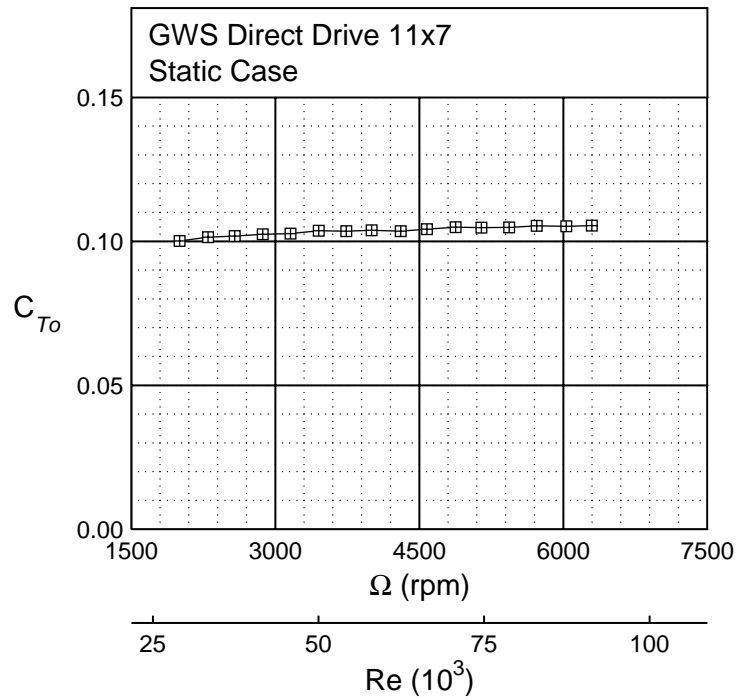


Figure 5.299: GWS Direct Drive 11×7 static thrust.

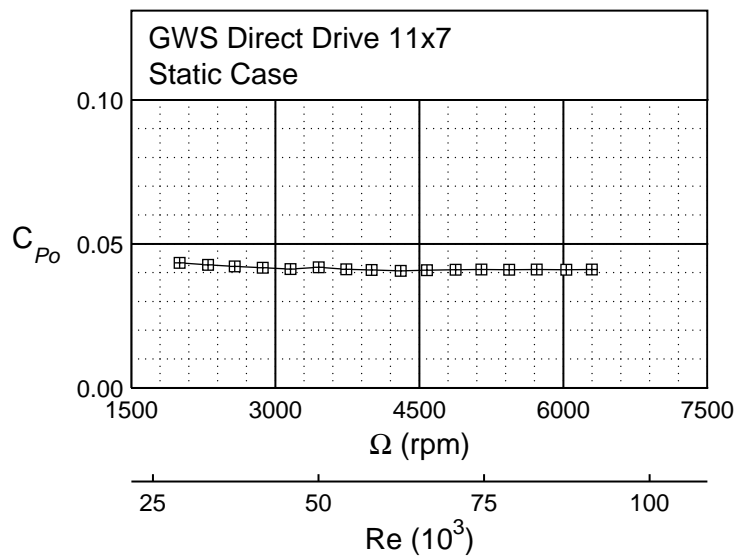
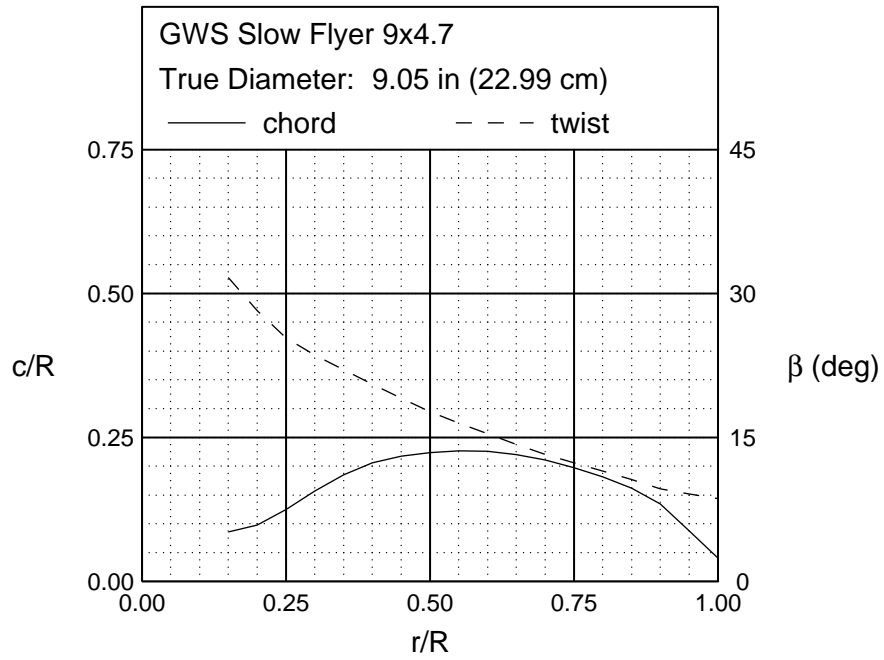


Figure 5.300: GWS Direct Drive 11×7 static power.



Front View



Side View

Figure 5.301: GWS Slow Flyer 9×4.7 geometric characteristics.

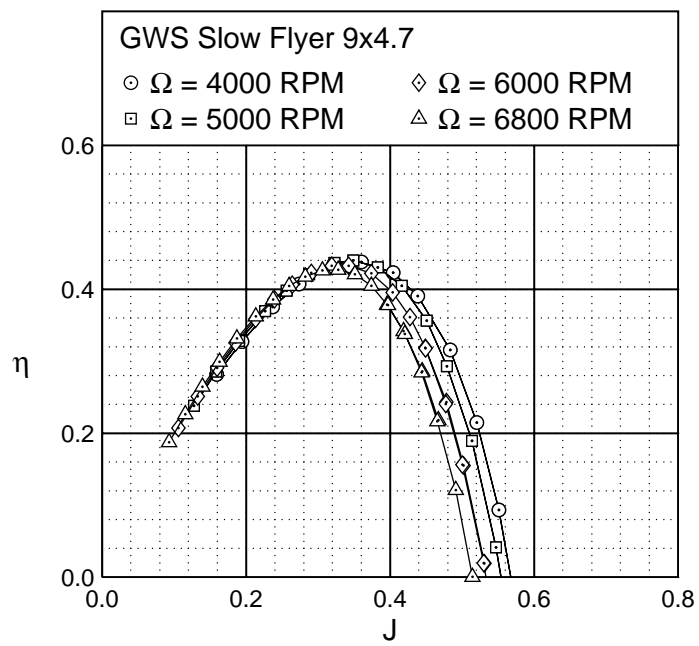


Figure 5.302: GWS Slow Flyer 9×4.7 efficiency curves.

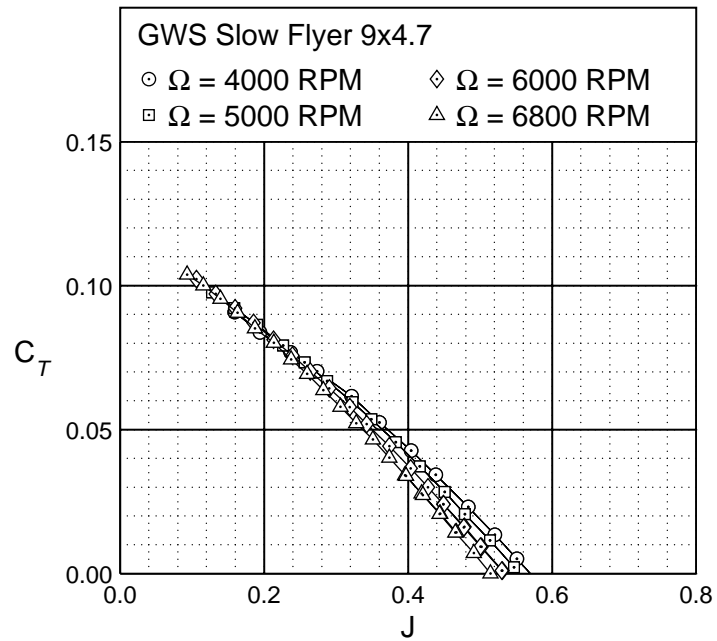


Figure 5.303: GWS Slow Flyer 9×4.7 thrust characteristics.

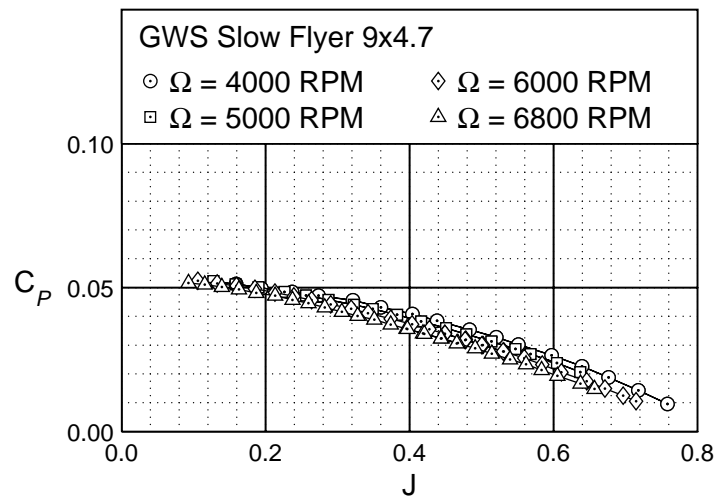


Figure 5.304: GWS Slow Flyer 9×4.7 power characteristics.

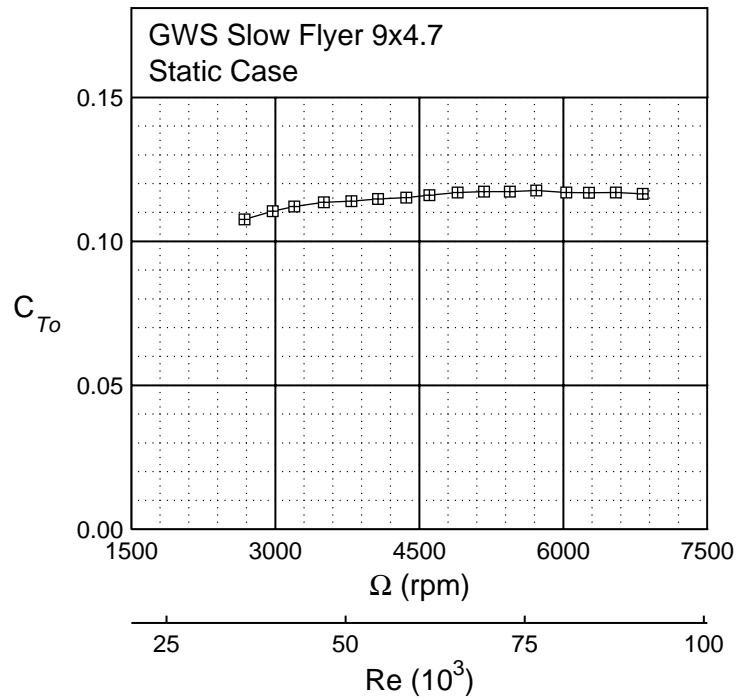


Figure 5.305: GWS Slow Flyer 9×4.7 static thrust.

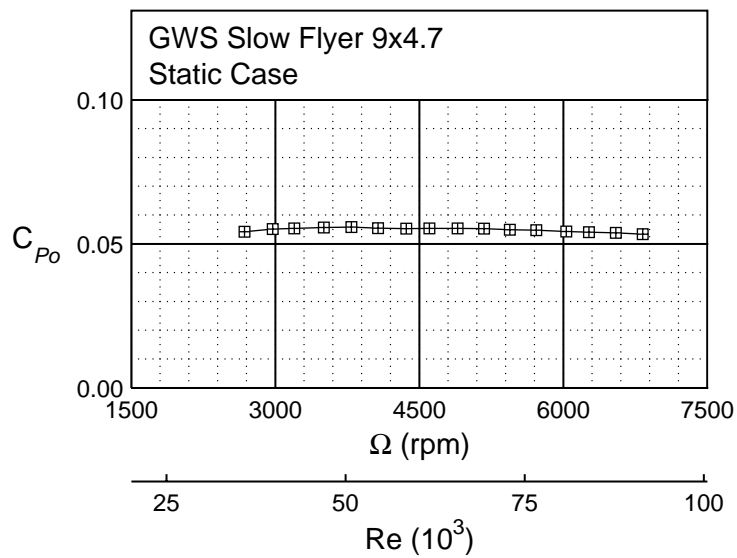
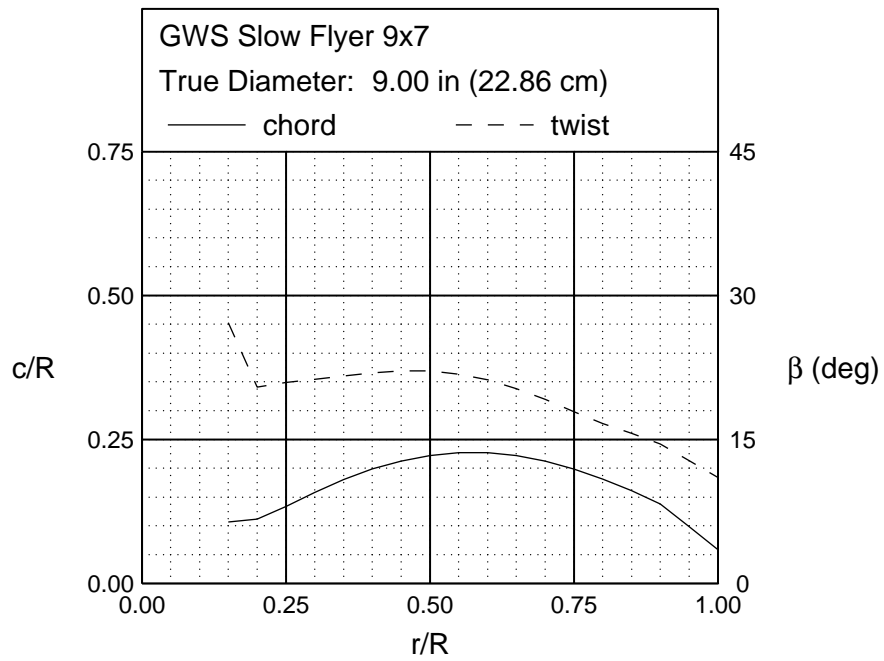


Figure 5.306: GWS Slow Flyer 9×4.7 static power.



Front View



Side View

Figure 5.307: GWS Slow Flyer 9×7 geometric characteristics.

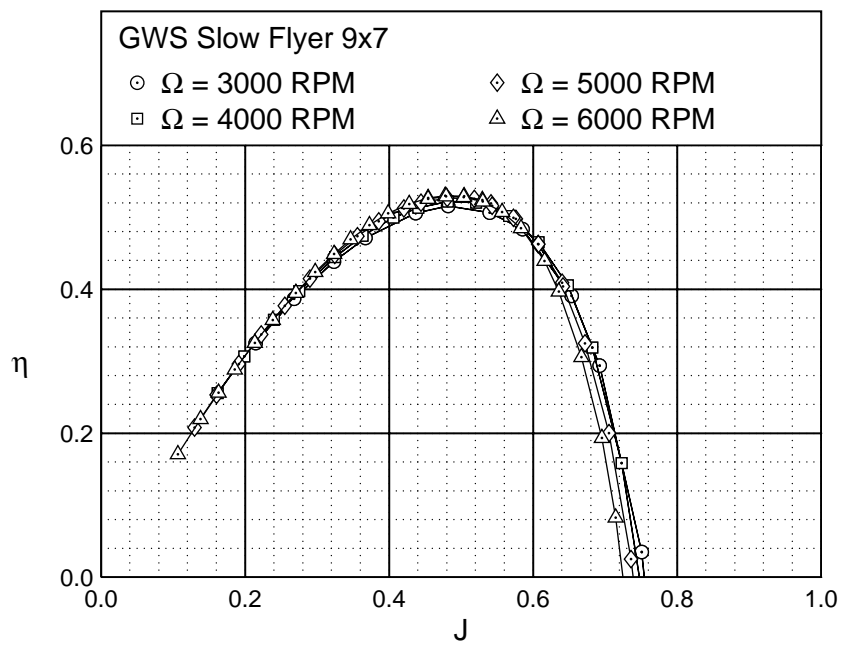


Figure 5.308: GWS Slow Flyer 9×7 efficiency curves.

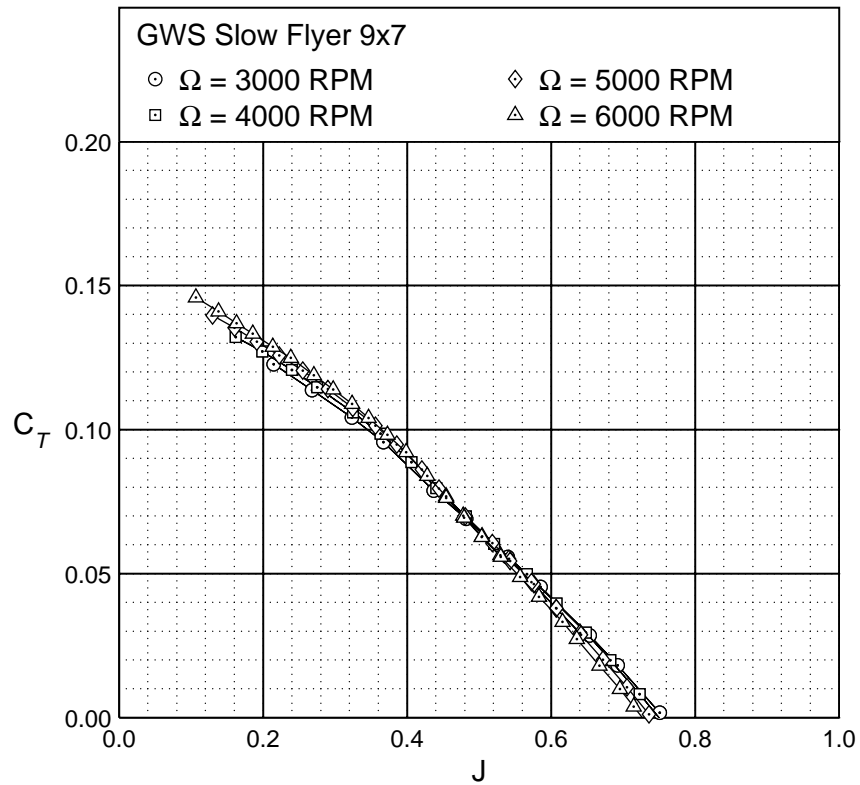


Figure 5.309: GWS Slow Flyer 9×7 thrust characteristics.

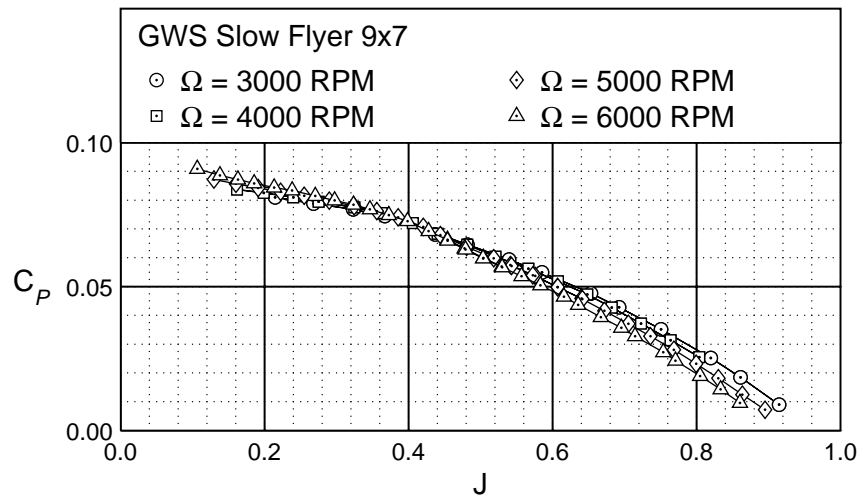


Figure 5.310: GWS Slow Flyer 9×7 power characteristics.

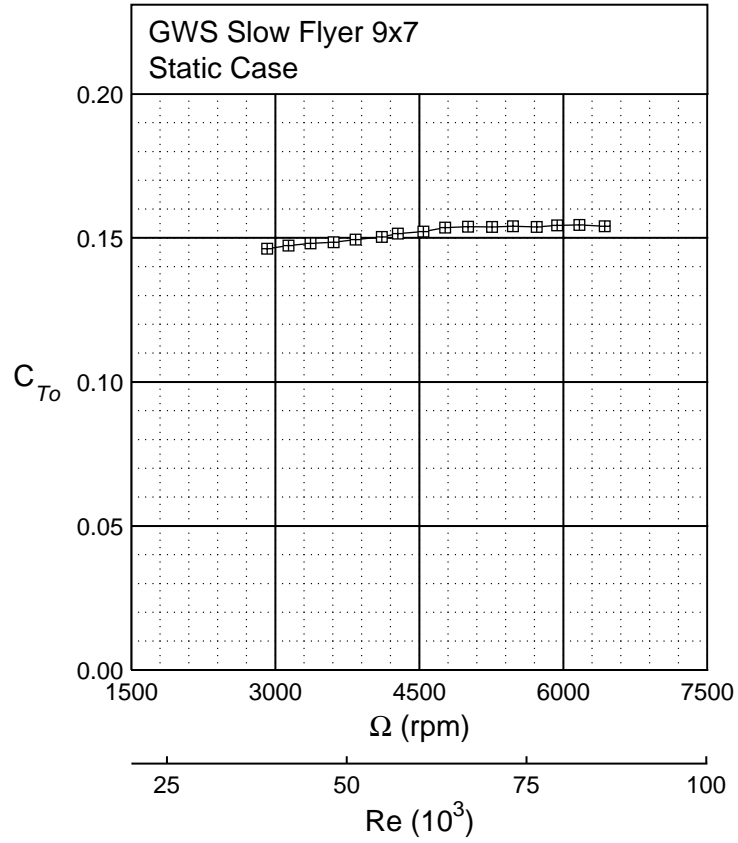


Figure 5.311: GWS Slow Flyer 9×7 static thrust.

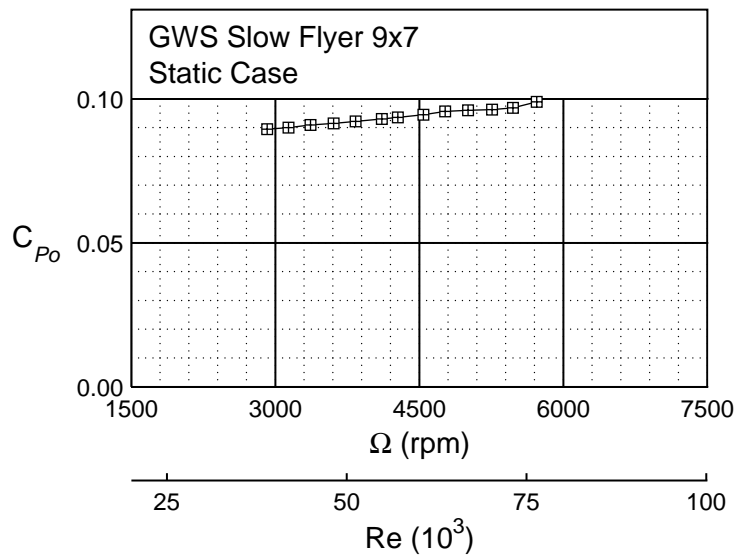
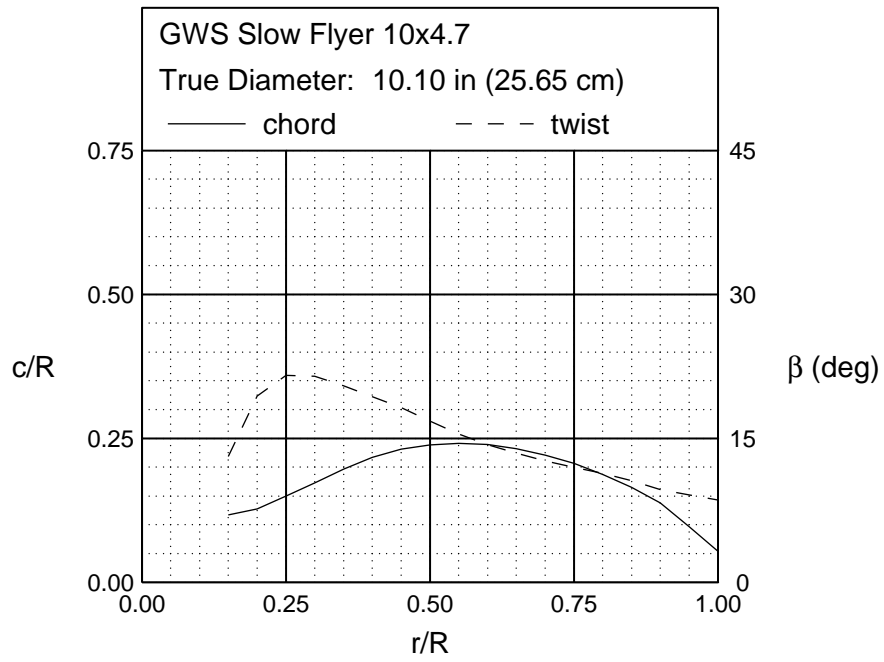


Figure 5.312: GWS Slow Flyer 9×7 static power.



Front View



Side View

Figure 5.313: GWS Slow Flyer 10×4.7 geometric characteristics.

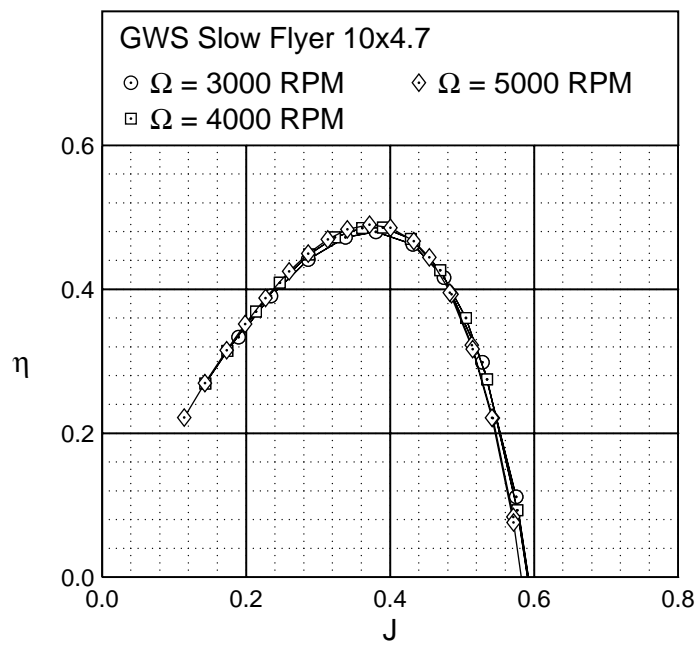


Figure 5.314: GWS Slow Flyer 10×4.7 efficiency curves.

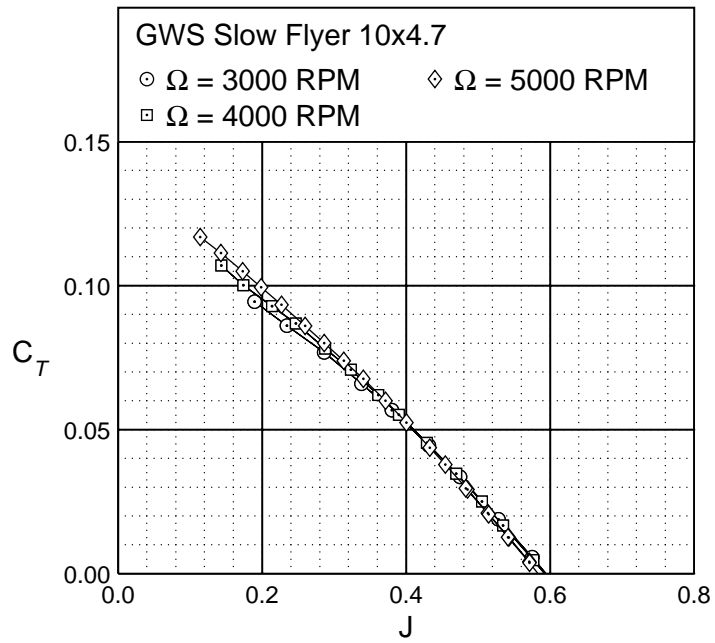


Figure 5.315: GWS Slow Flyer 10×4.7 thrust characteristics.

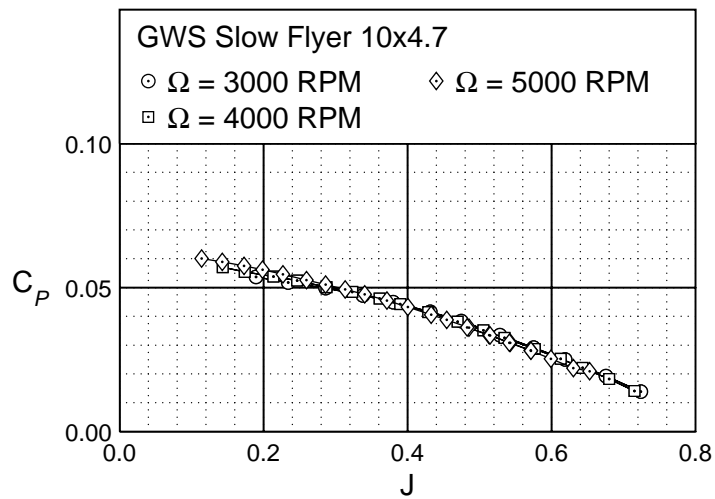


Figure 5.316: GWS Slow Flyer 10×4.7 power characteristics.

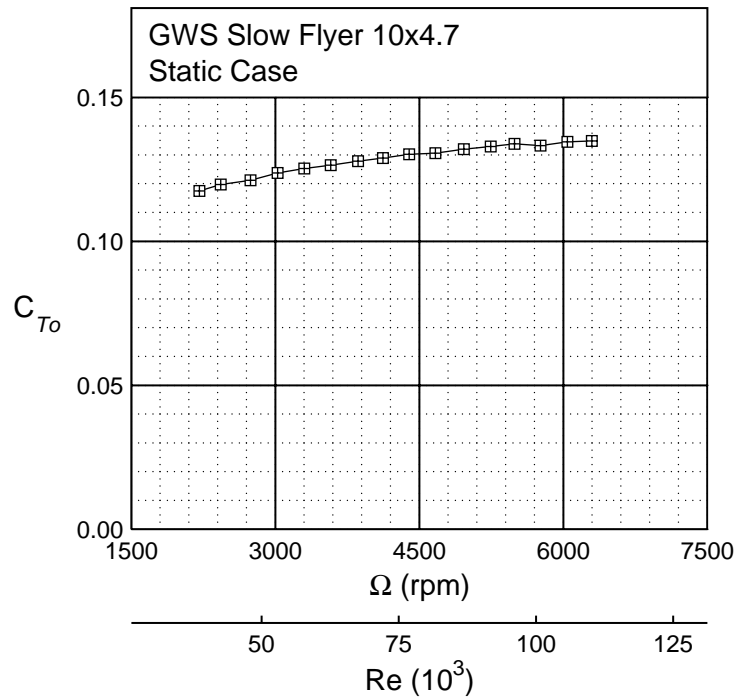


Figure 5.317: GWS Slow Flyer 10x4.7 static thrust.

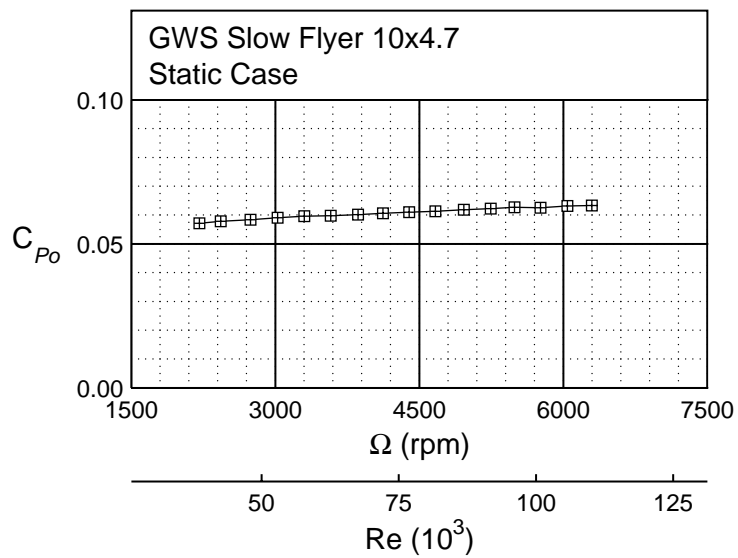
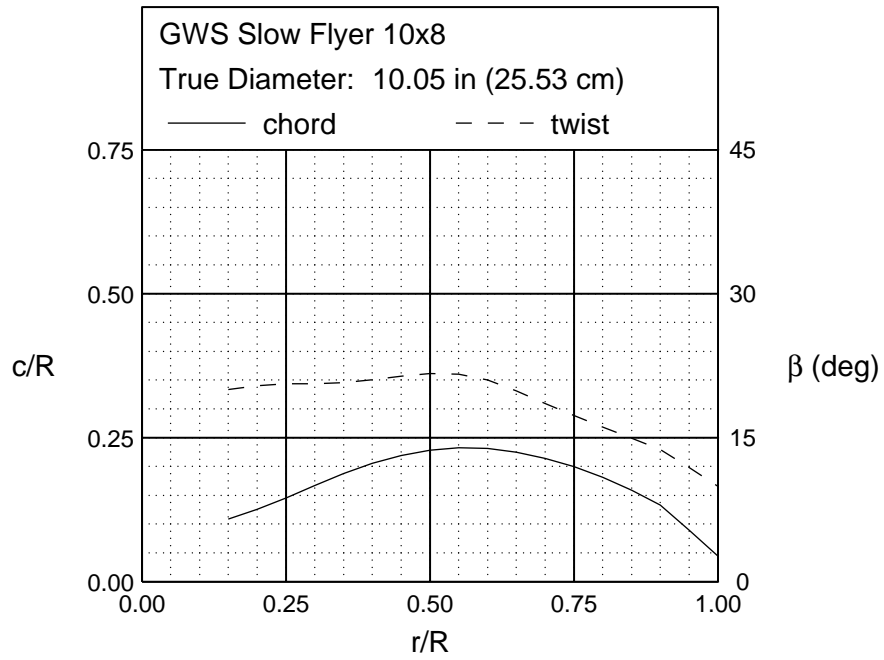


Figure 5.318: GWS Slow Flyer 10x4.7 static power.



Front View



Side View

Figure 5.319: GWS Slow Flyer 10×8 geometric characteristics.

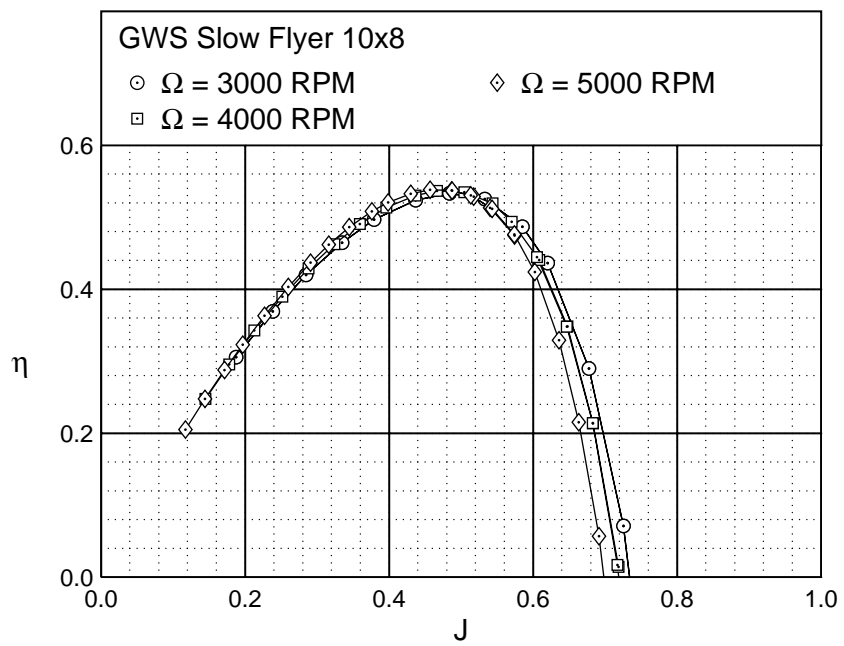


Figure 5.320: GWS Slow Flyer 10×8 efficiency curves.

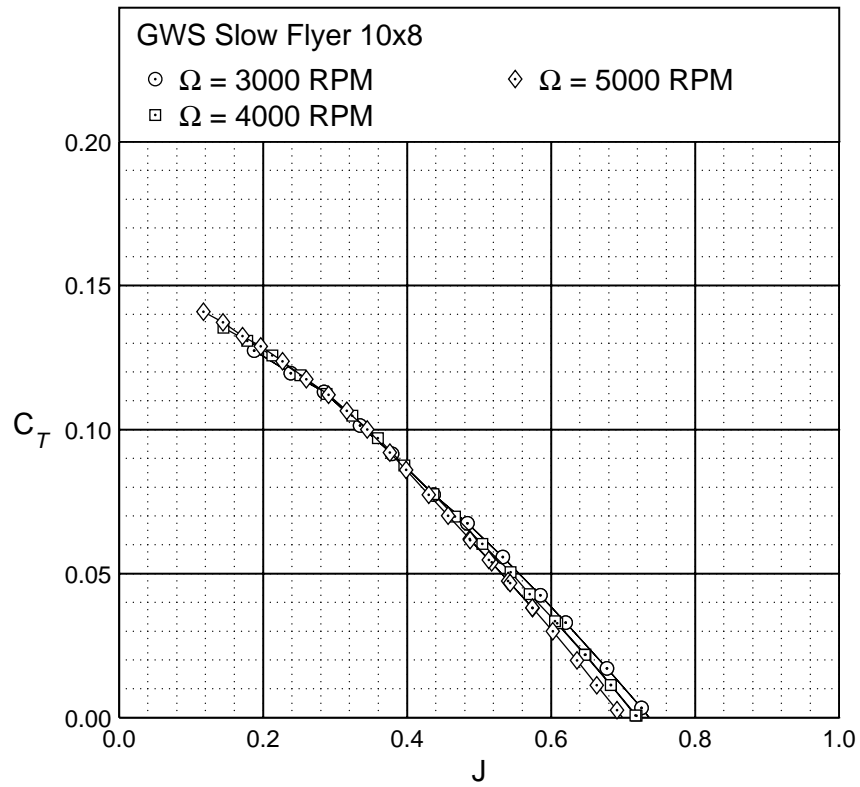


Figure 5.321: GWS Slow Flyer 10×8 thrust characteristics.

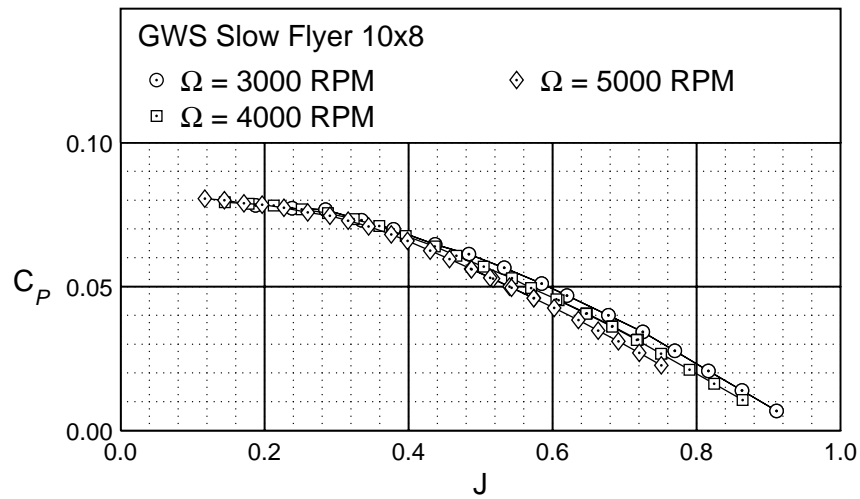


Figure 5.322: GWS Slow Flyer 10×8 power characteristics.

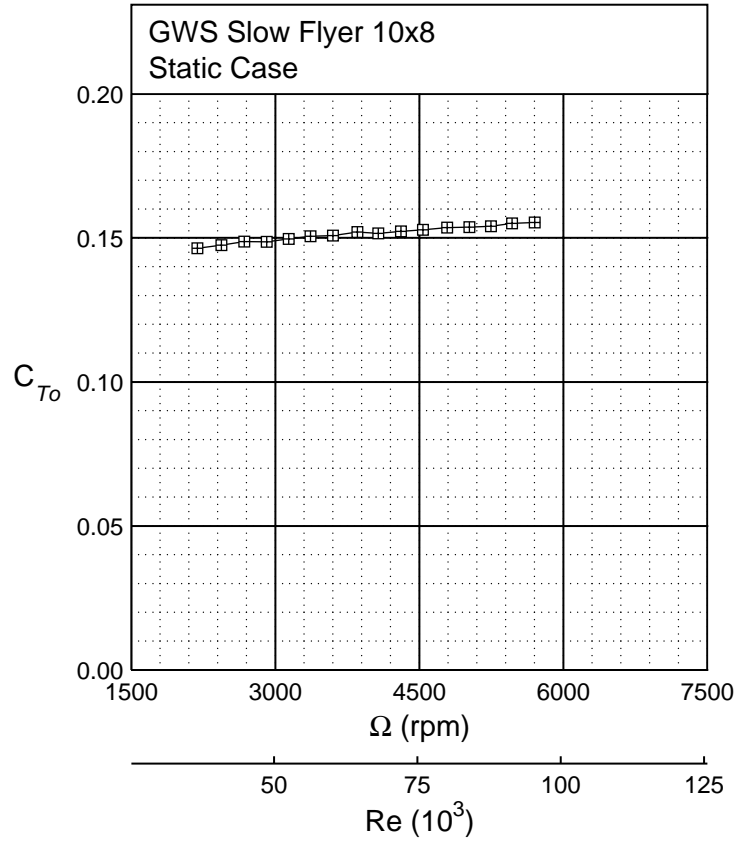


Figure 5.323: GWS Slow Flyer 10×8 static thrust.

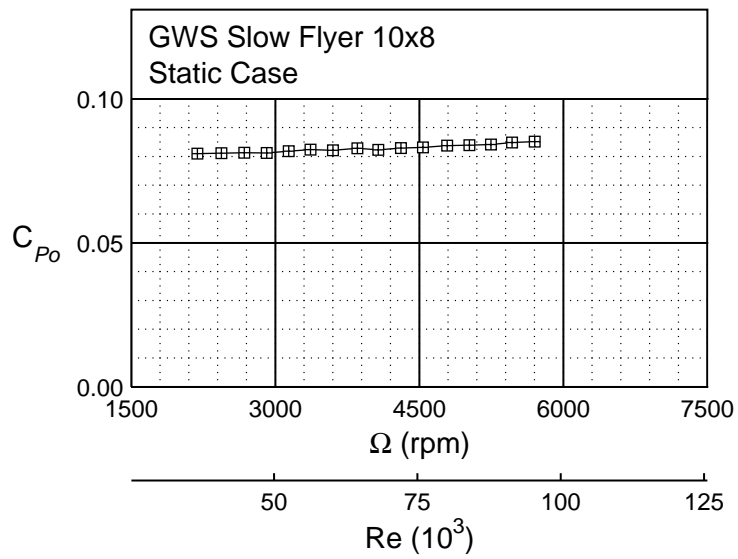
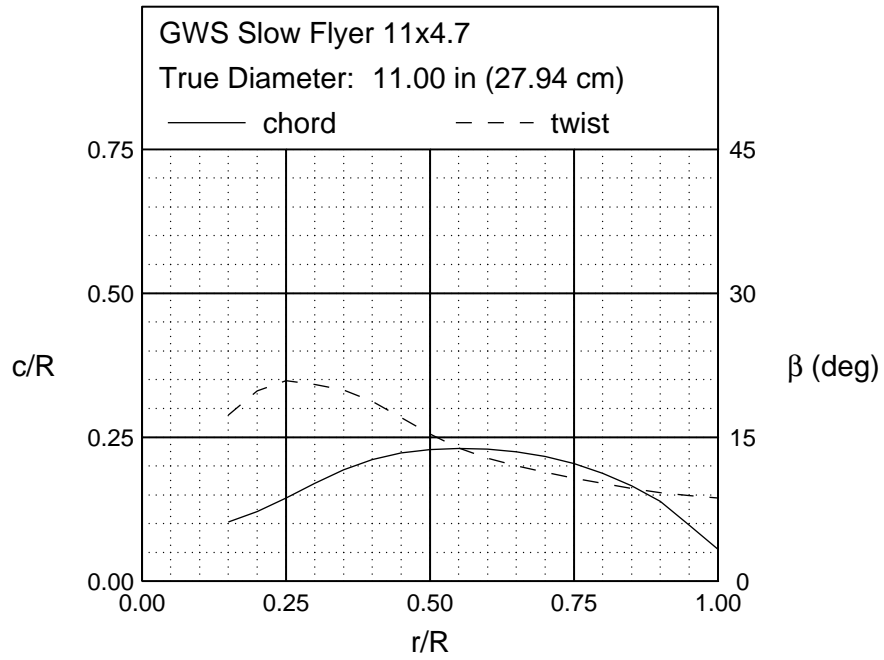


Figure 5.324: GWS Slow Flyer 10×8 static power.



Front View



Side View

Figure 5.325: GWS Slow Flyer 11×4.7 geometric characteristics.

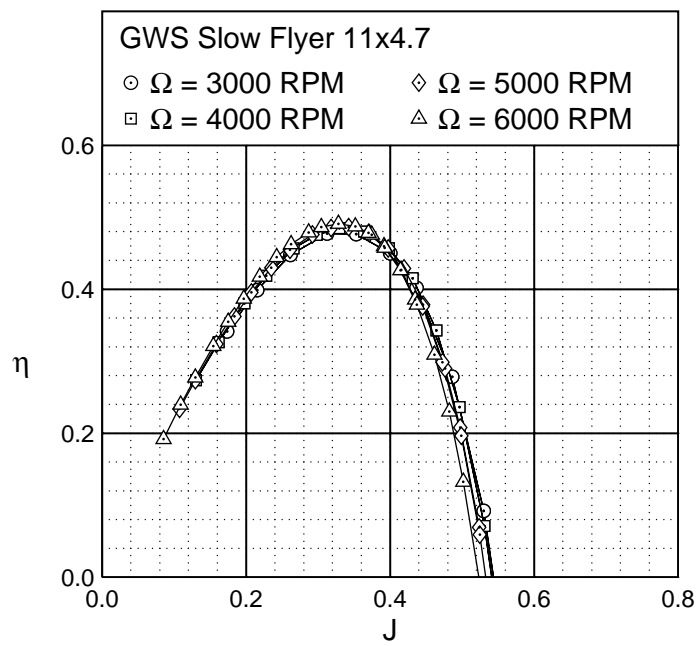


Figure 5.326: GWS Slow Flyer 11×4.7 efficiency curves.

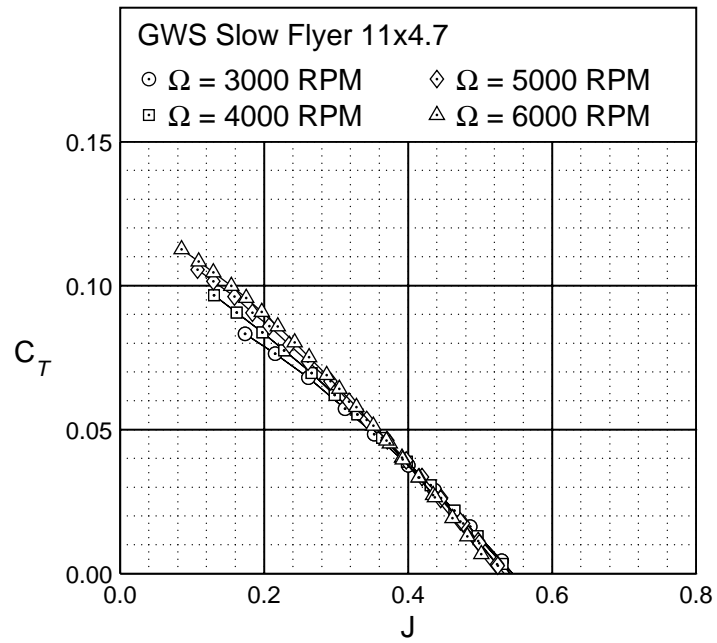


Figure 5.327: GWS Slow Flyer 11×4.7 thrust characteristics.

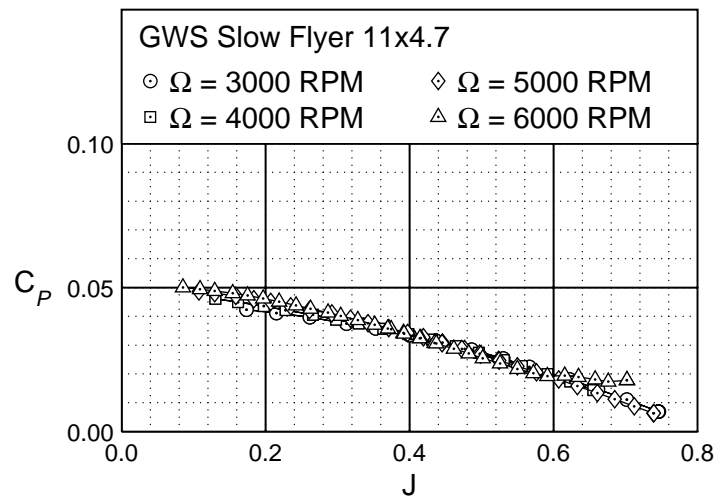


Figure 5.328: GWS Slow Flyer 11×4.7 power characteristics.

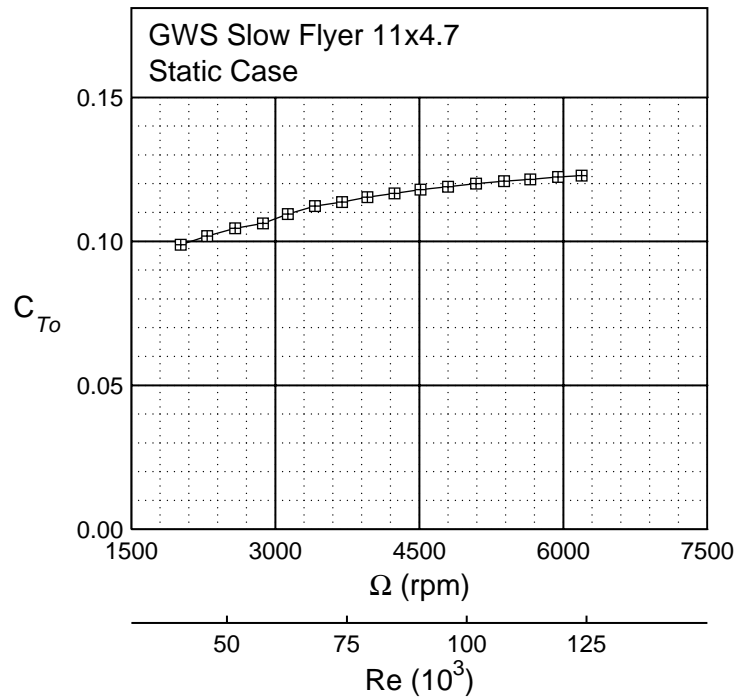


Figure 5.329: GWS Slow Flyer 11×4.7 static thrust.

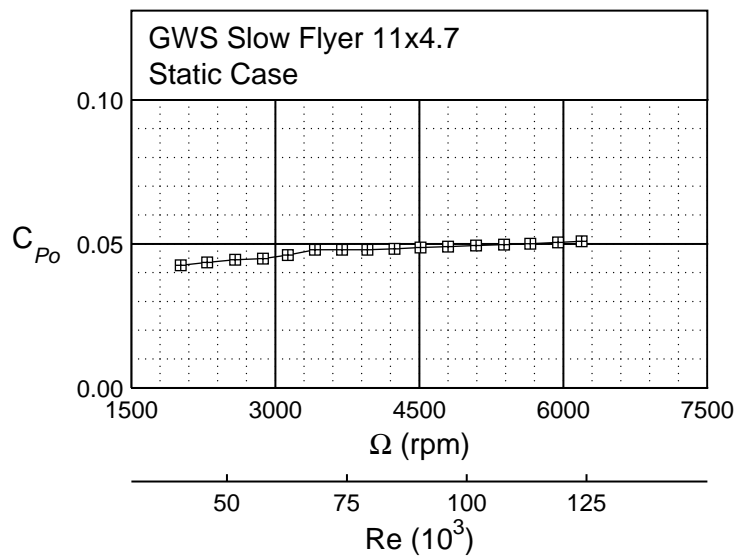
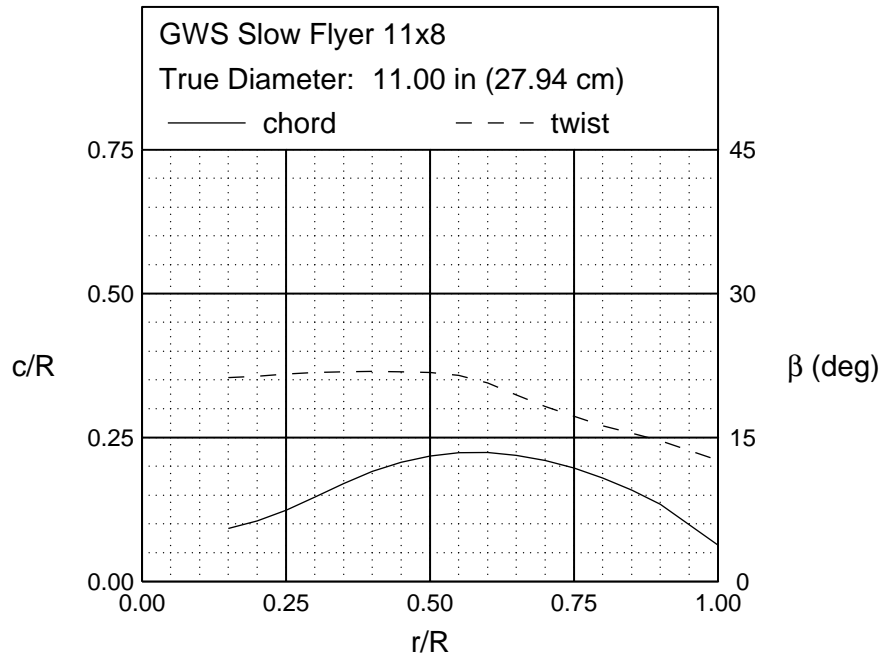


Figure 5.330: GWS Slow Flyer 11×4.7 static power.



Front View



Side View

Figure 5.331: GWS Slow Flyer 11×8 geometric characteristics.

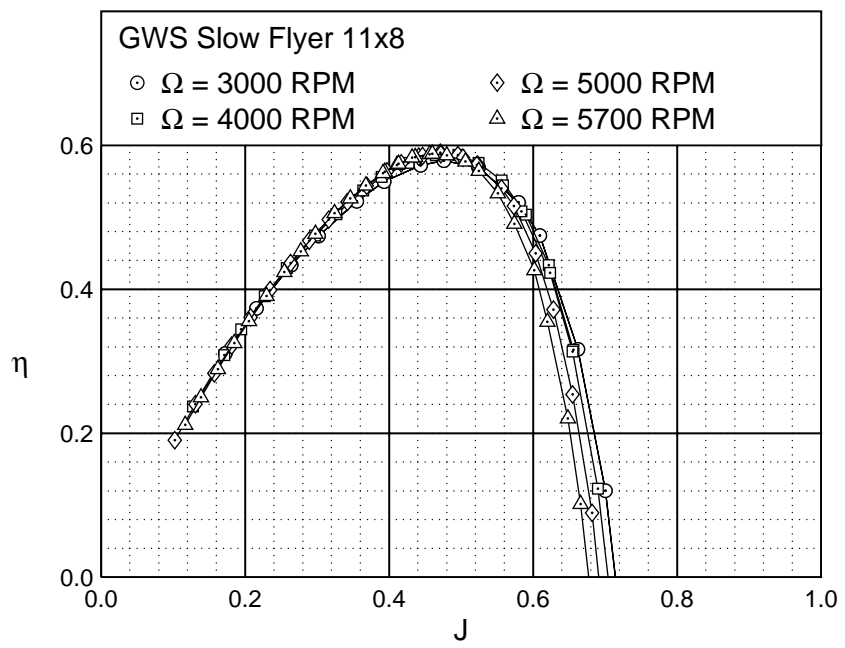


Figure 5.332: GWS Slow Flyer 11×8 efficiency curves.

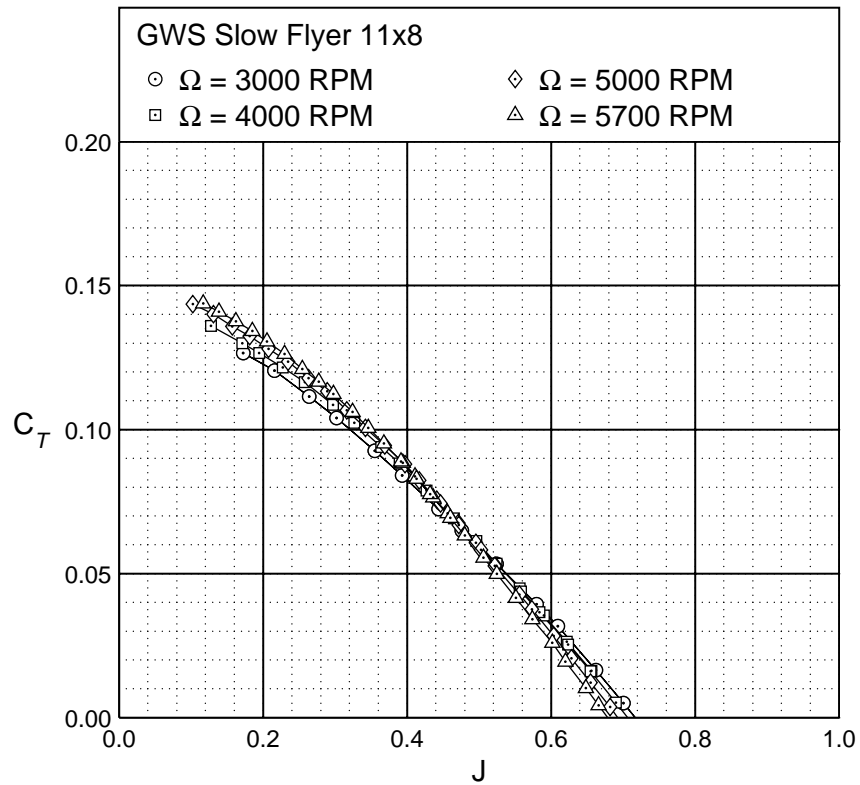


Figure 5.333: GWS Slow Flyer 11×8 thrust characteristics.

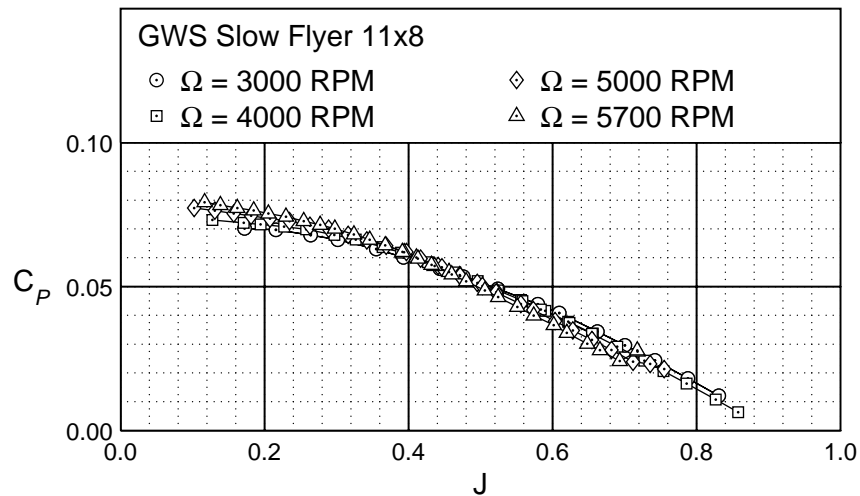


Figure 5.334: GWS Slow Flyer 11×8 power characteristics.

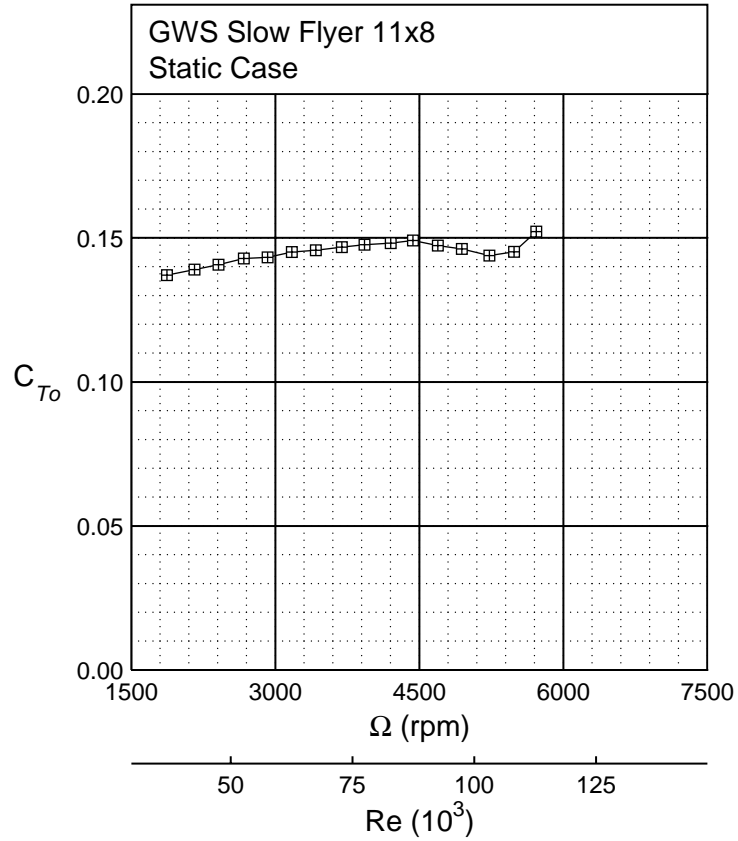


Figure 5.335: GWS Slow Flyer 11×8 static thrust.

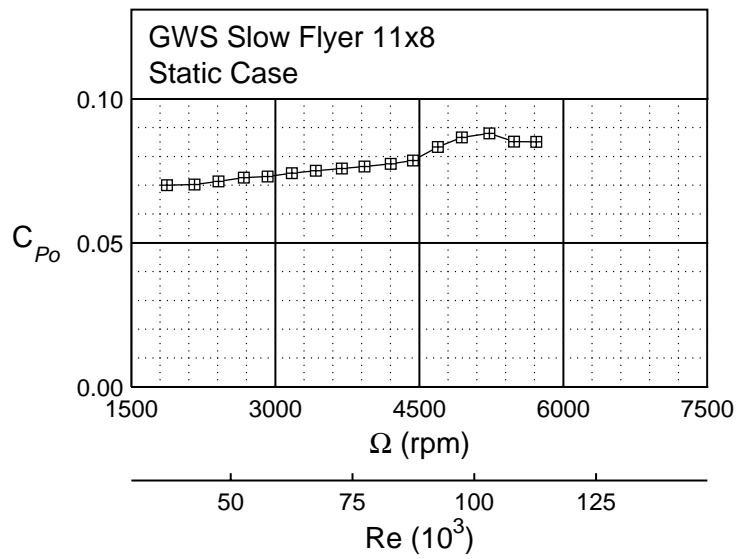
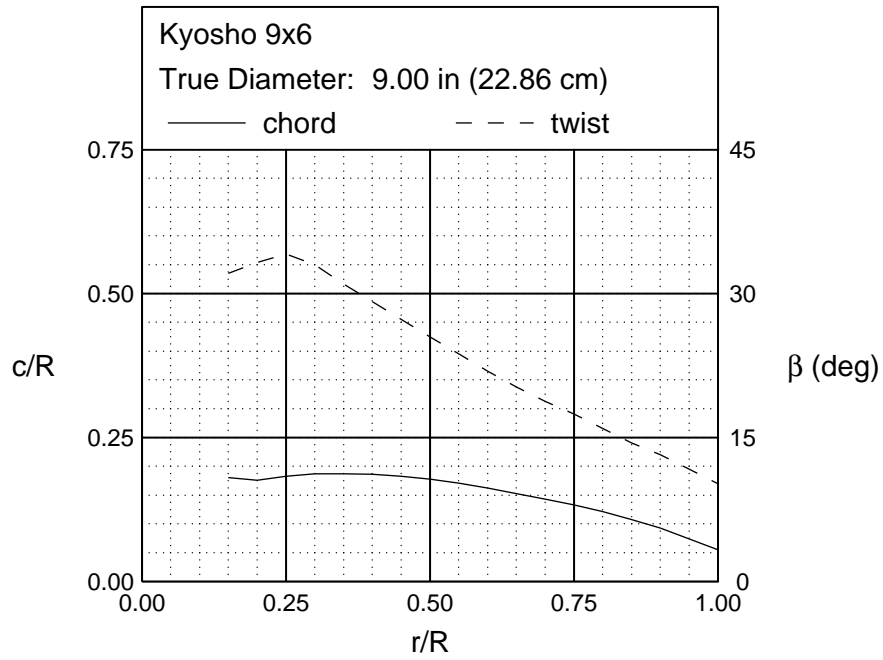


Figure 5.336: GWS Slow Flyer 11×8 static power.



Front View



Side View

Figure 5.337: Kyosho 9×6 geometric characteristics.

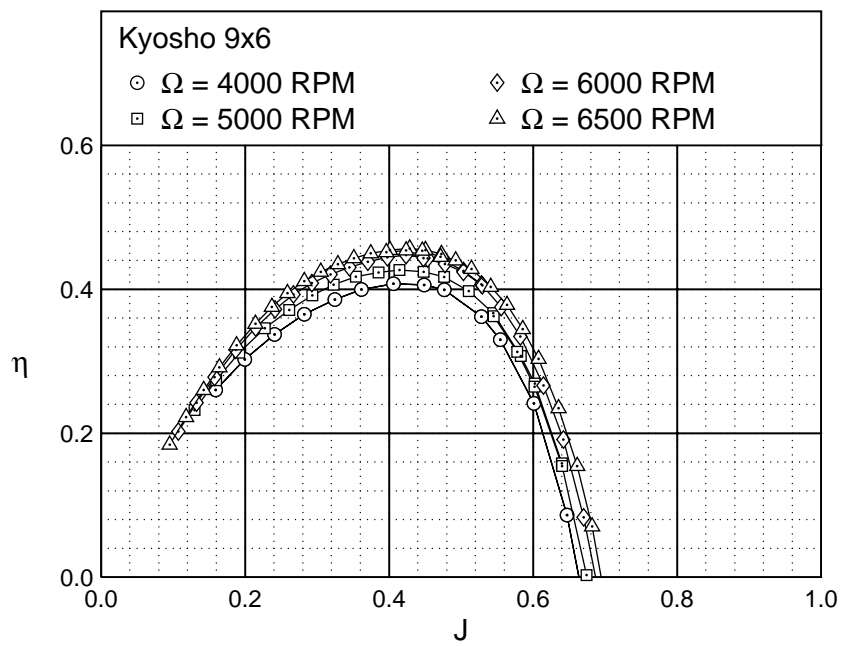


Figure 5.338: Kyosho 9×6 efficiency curves.

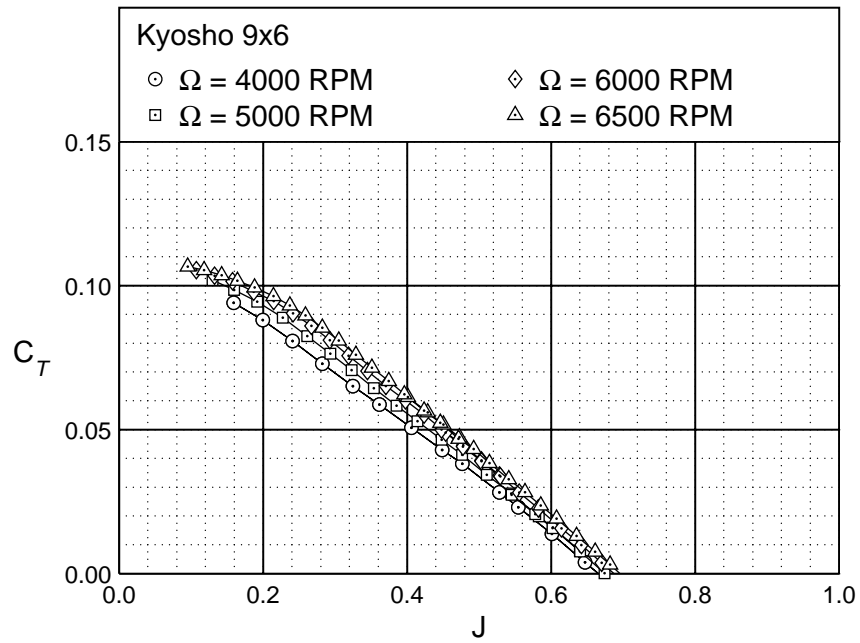


Figure 5.339: Kyosho 9×6 thrust characteristics.

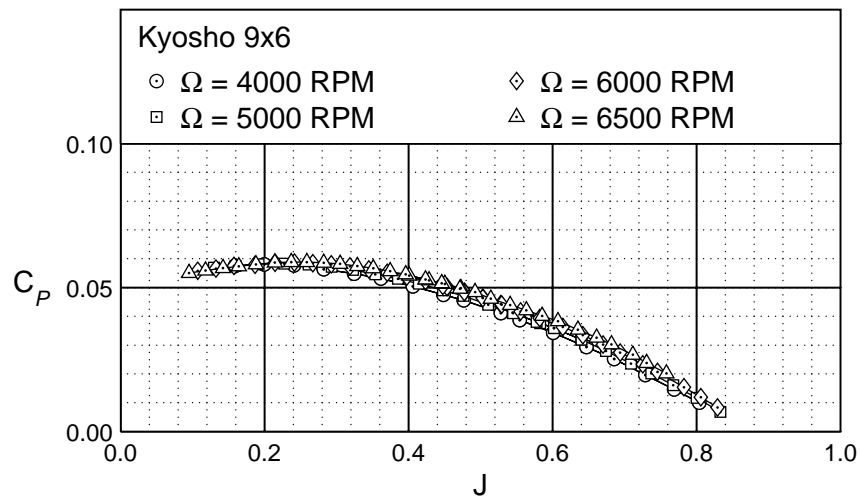


Figure 5.340: Kyosho 9×6 power characteristics.

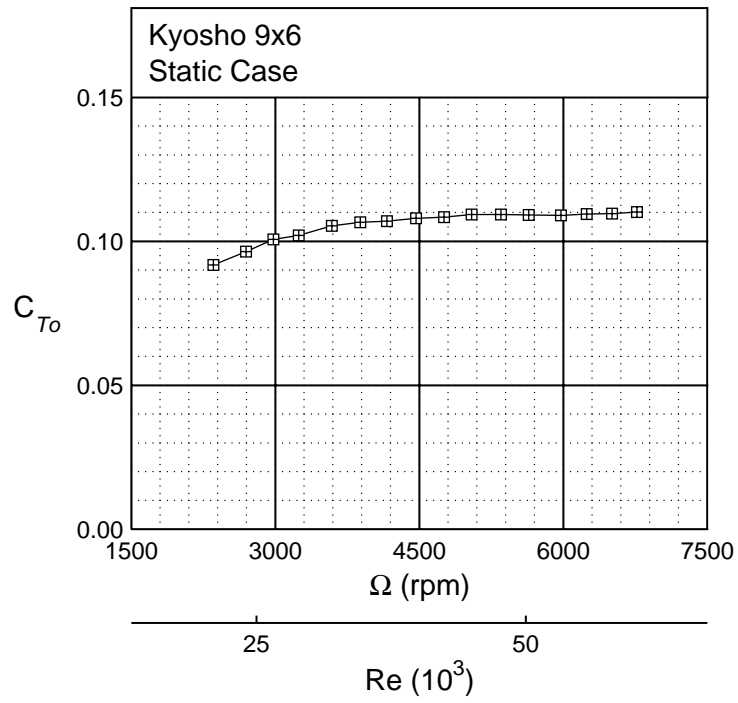


Figure 5.341: Kyosho 9×6 static thrust.

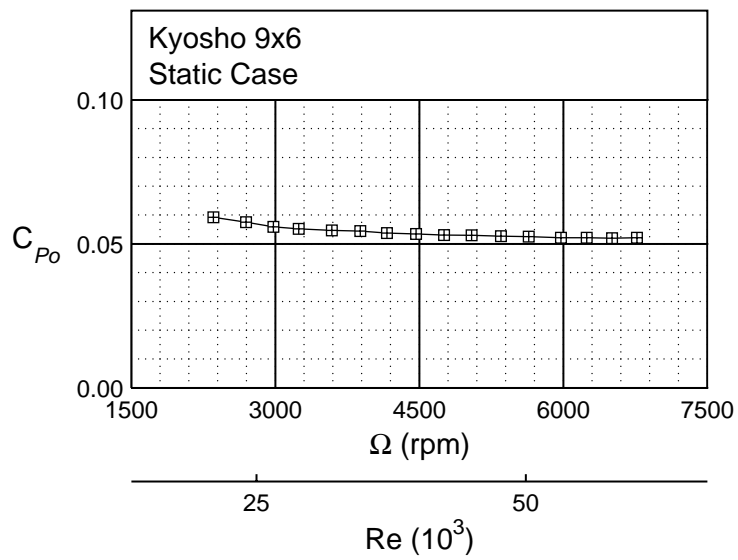
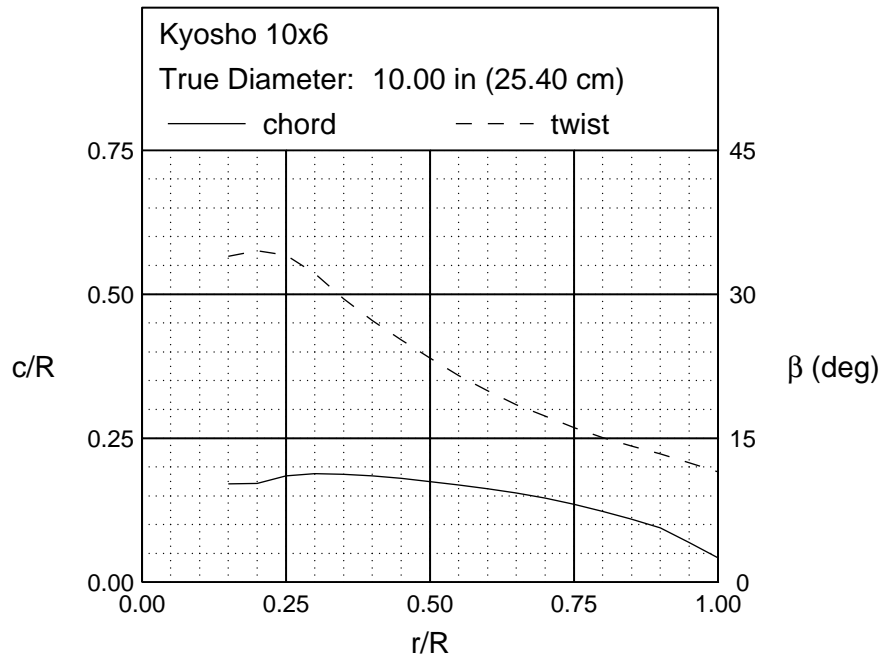


Figure 5.342: Kyosho 9×6 static power.



Front View



Side View

Figure 5.343: Kyosho 10×6 geometric characteristics.

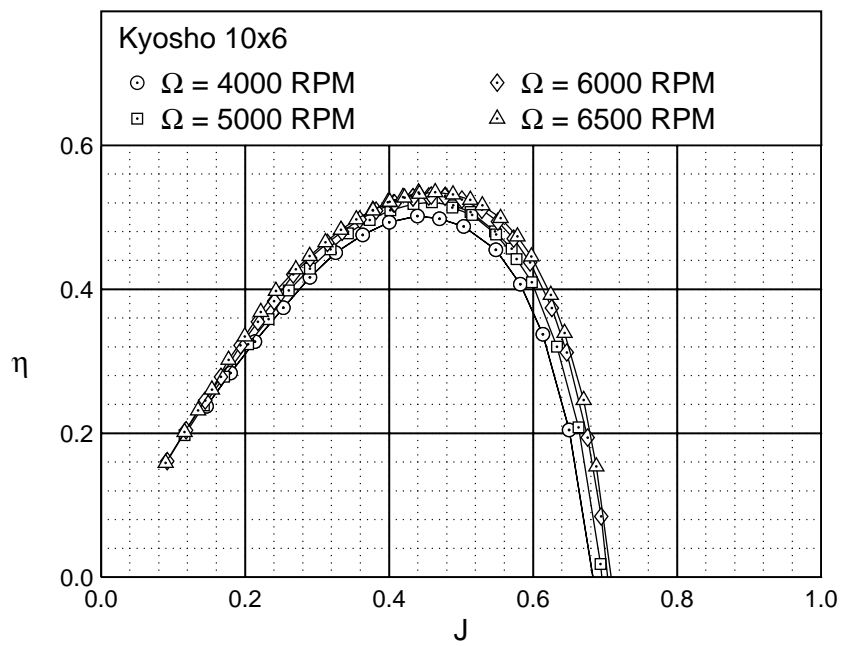


Figure 5.344: Kyosho 10×6 efficiency curves.

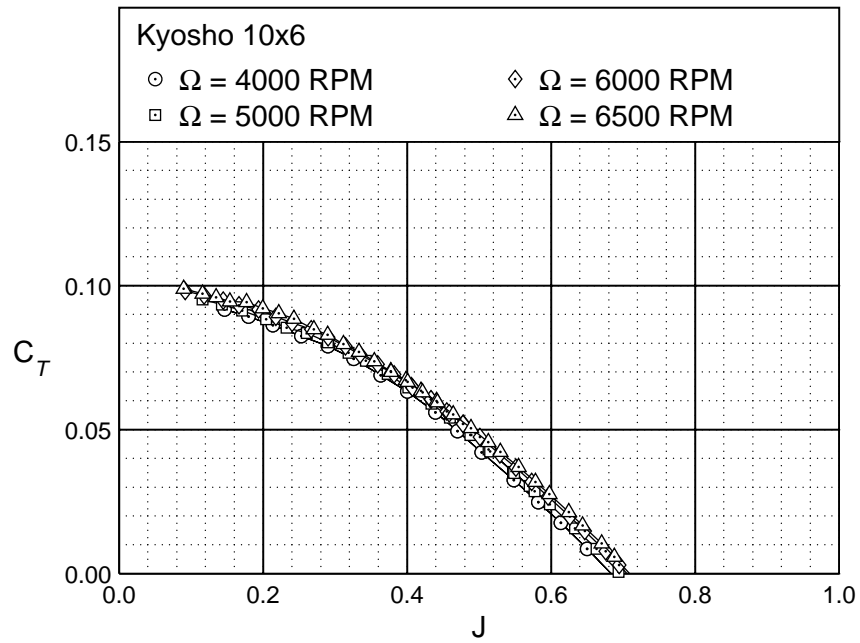


Figure 5.345: Kyosho 10×6 thrust characteristics.

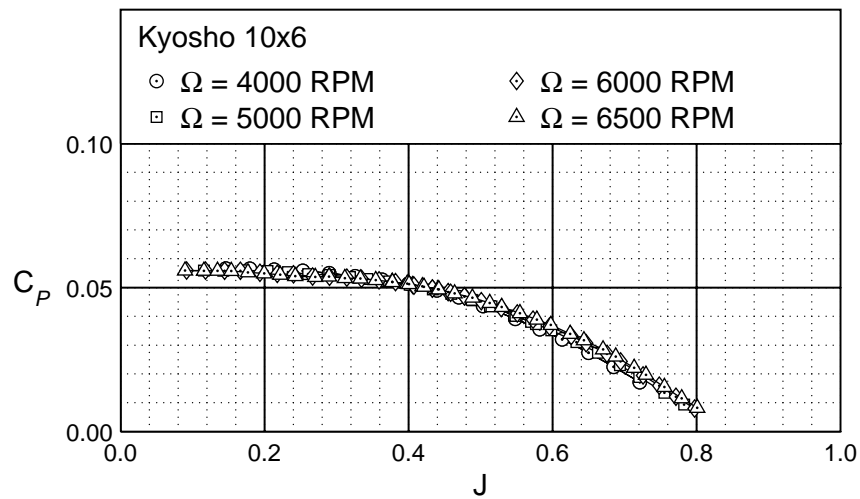


Figure 5.346: Kyosho 10×6 power characteristics.

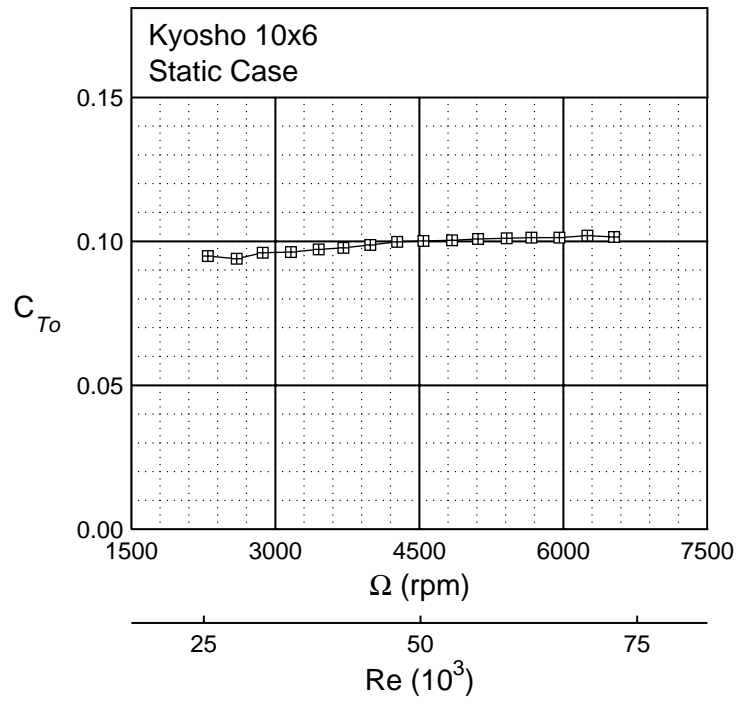


Figure 5.347: Kyosho 10×6 static thrust.

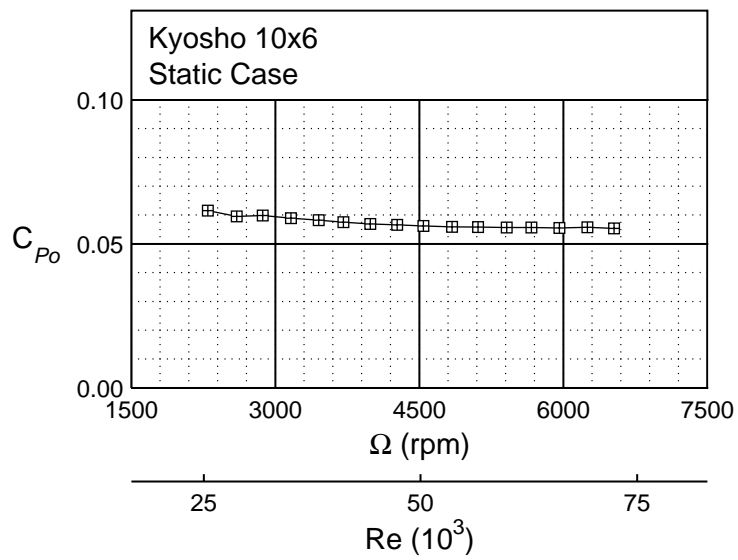
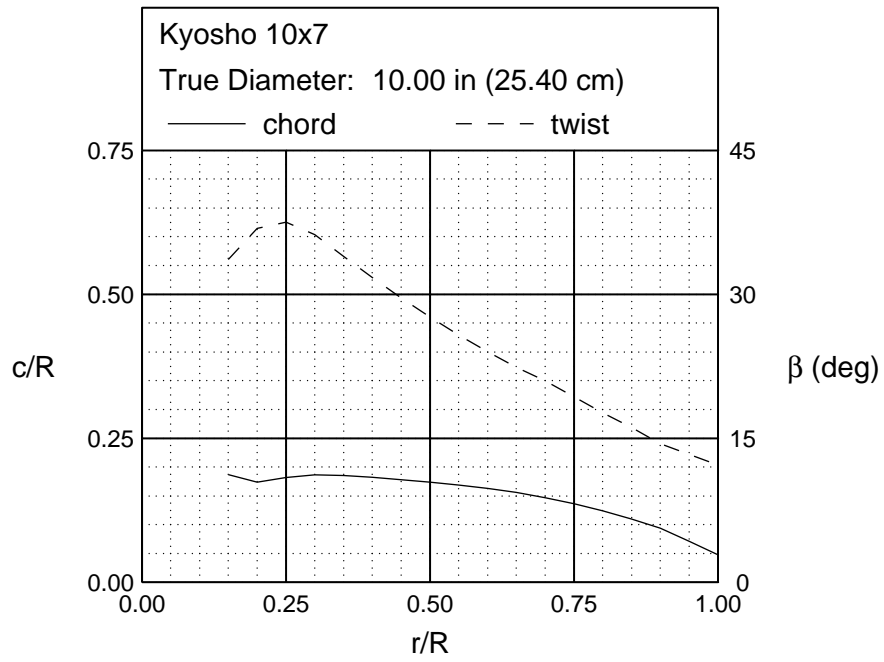


Figure 5.348: Kyosho 10×6 static power.



Front View



Side View

Figure 5.349: Kyosho 10×7 geometric characteristics.

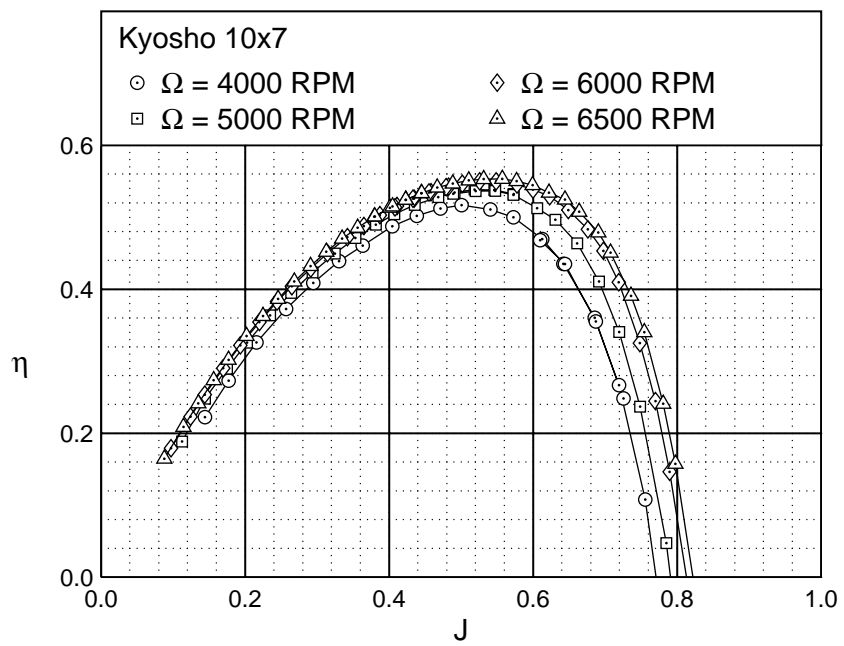


Figure 5.350: Kyosho 10×7 efficiency curves.

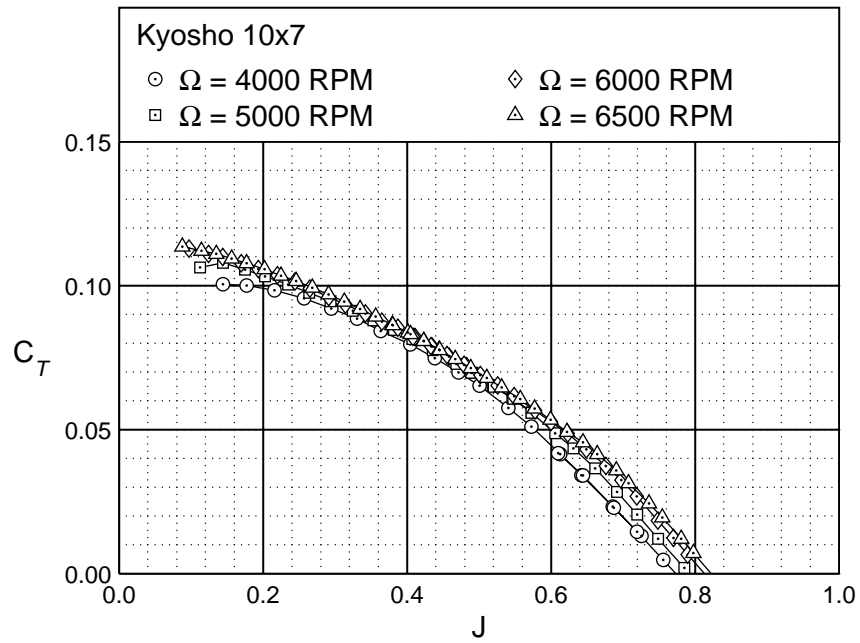


Figure 5.351: Kyosho 10×7 thrust characteristics.

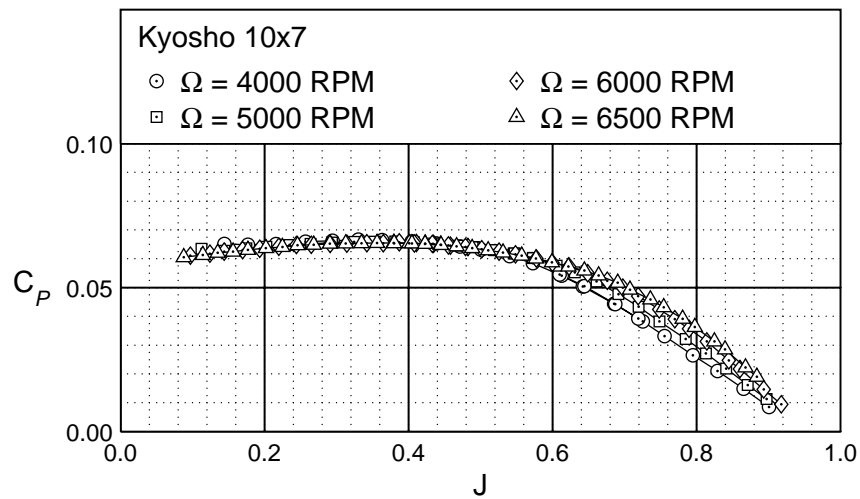


Figure 5.352: Kyosho 10×7 power characteristics.

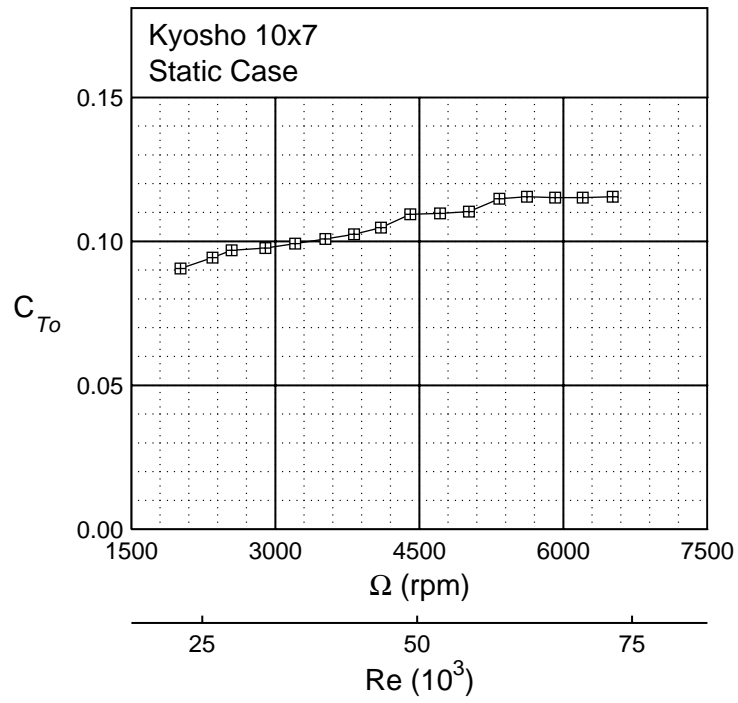


Figure 5.353: Kyosho 10×7 static thrust.

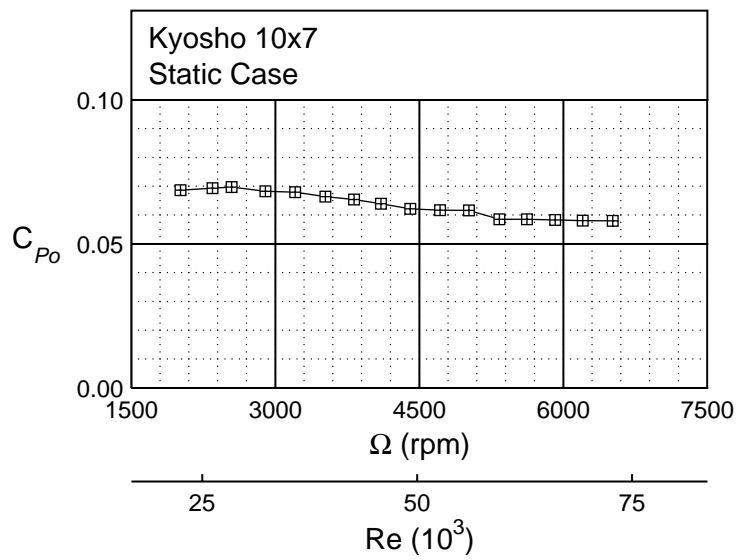
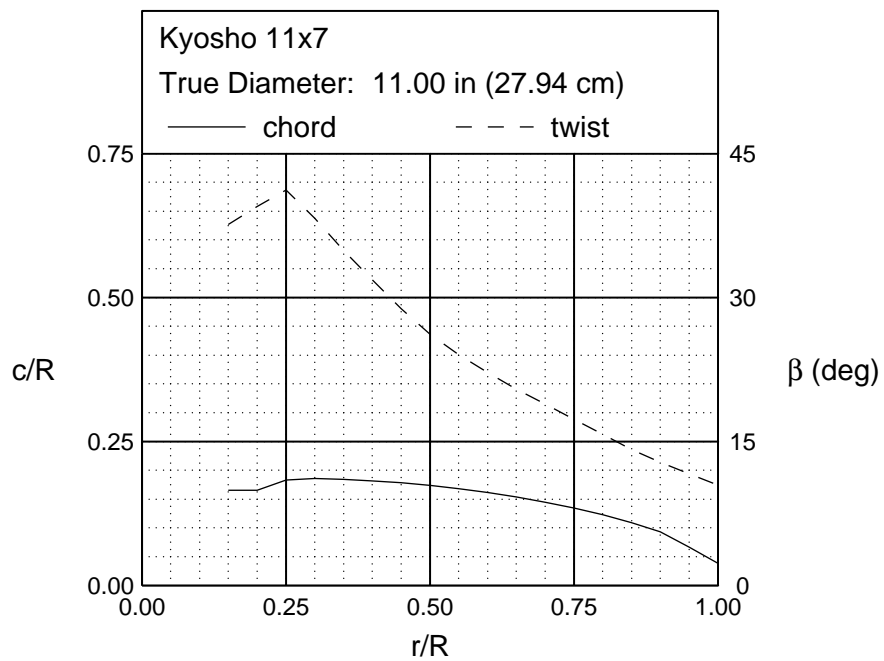


Figure 5.354: Kyosho 10×7 static power.



Front View



Side View

Figure 5.355: Kyosho 11×7 geometric characteristics.

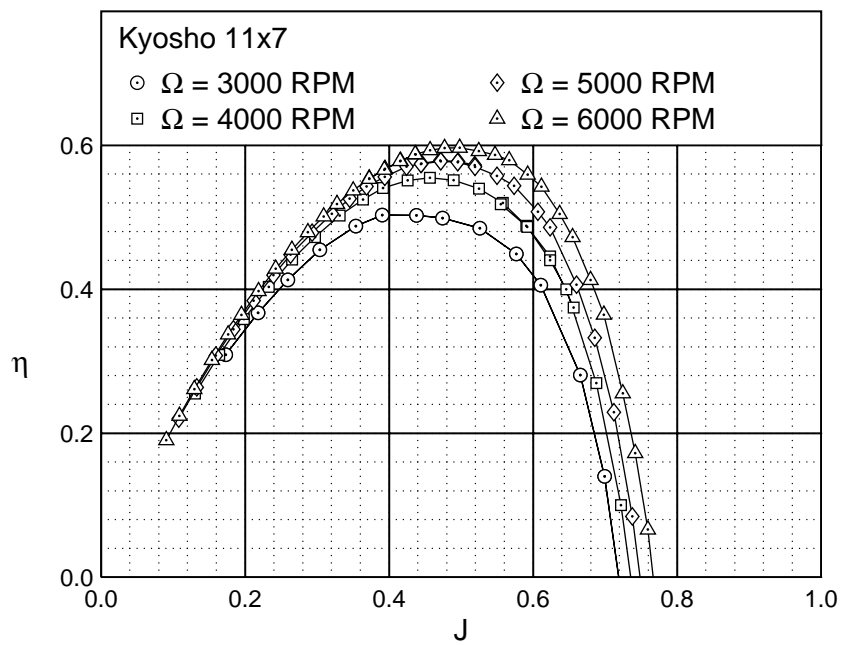


Figure 5.356: Kyosho 11×7 efficiency curves.

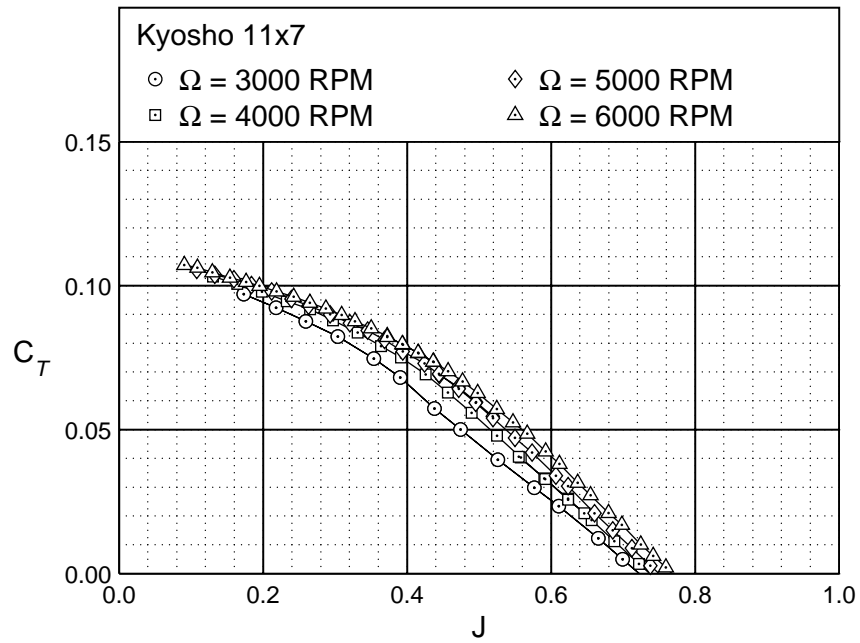


Figure 5.357: Kyosho 11×7 thrust characteristics.

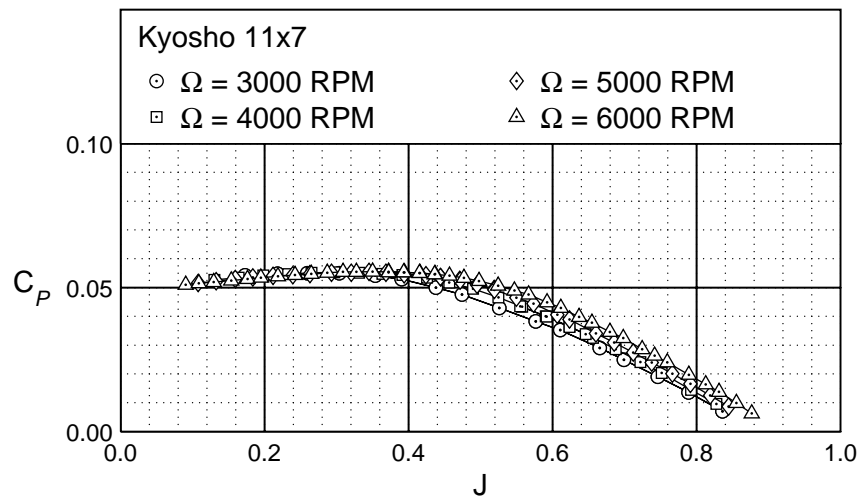


Figure 5.358: Kyosho 11×7 power characteristics.

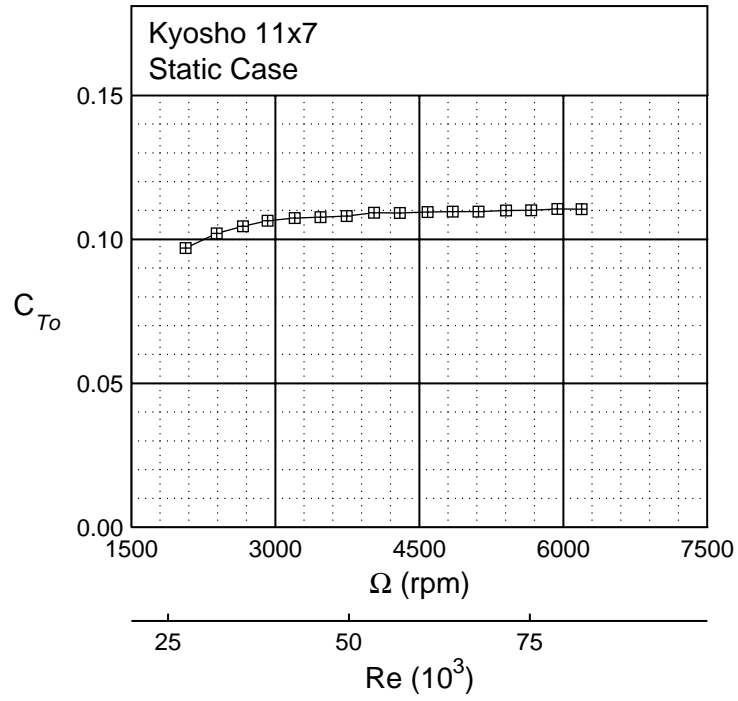


Figure 5.359: Kyosho 11×7 static thrust.

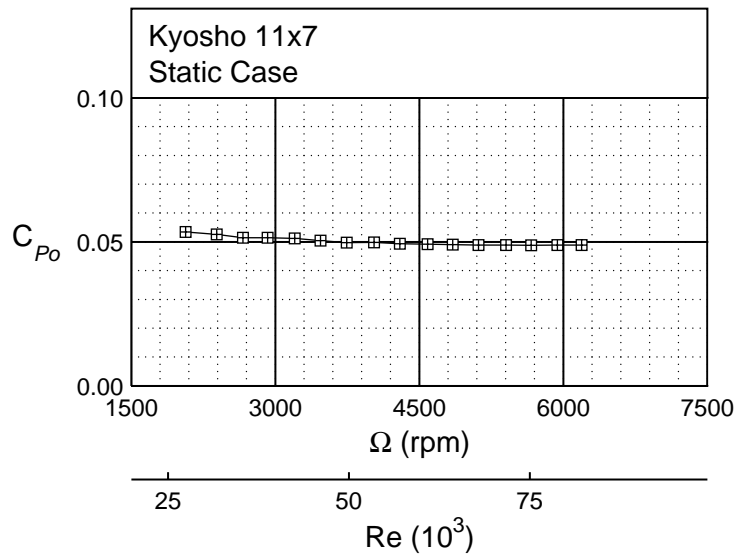
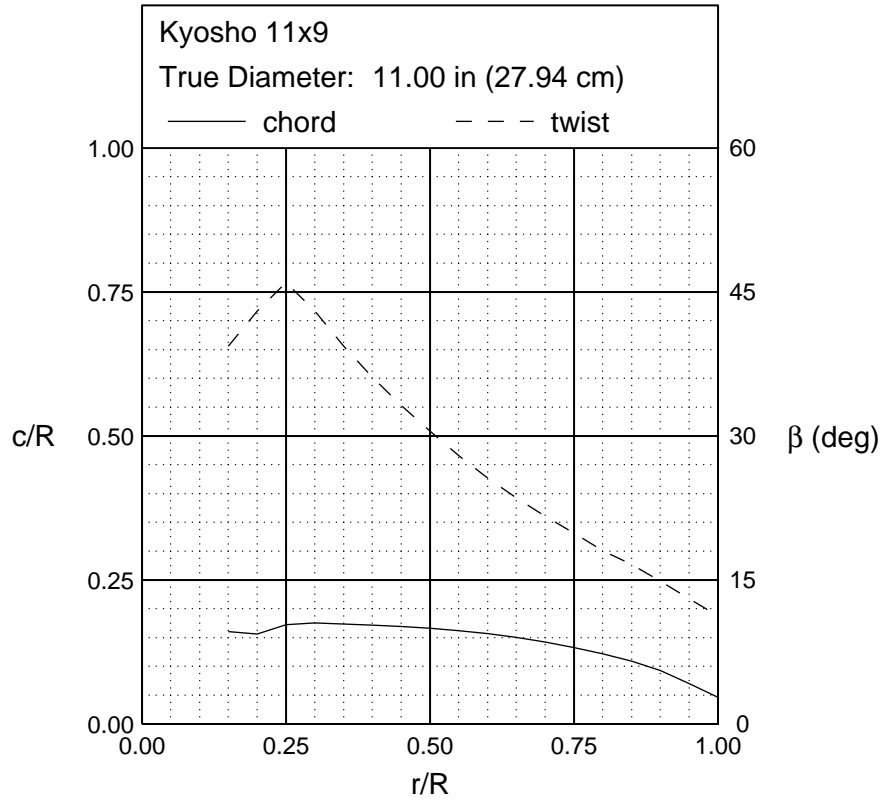


Figure 5.360: Kyosho 11×7 static power.



Front View



Side View

Figure 5.361: Kyosho 11×9 geometric characteristics.

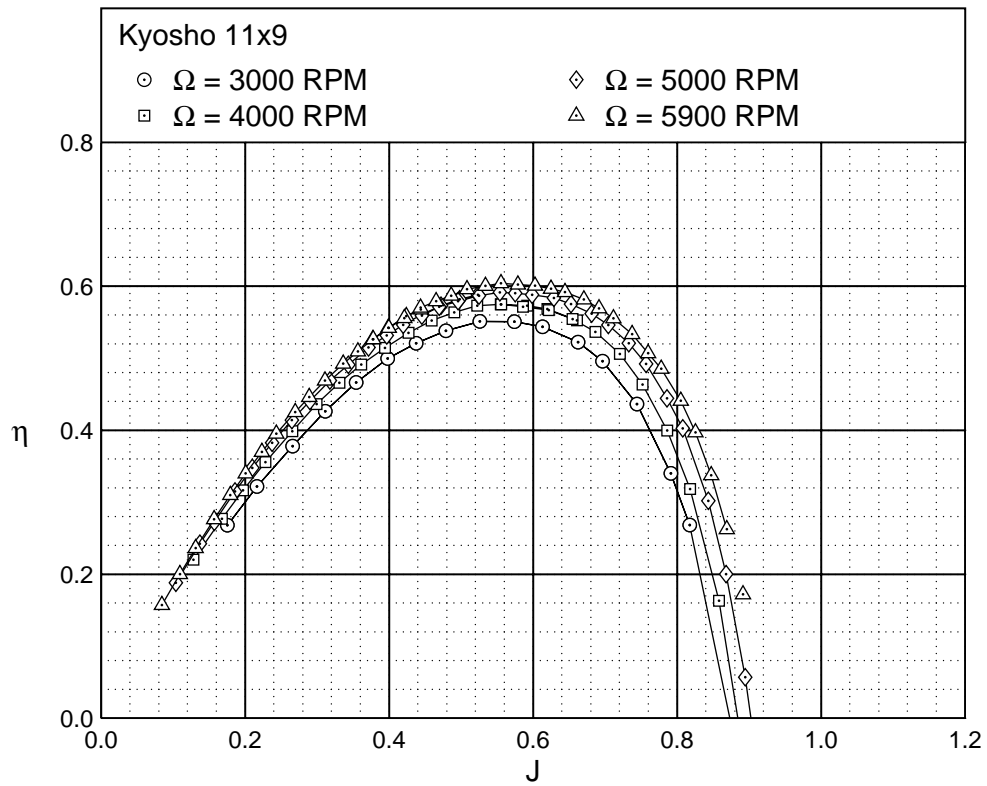


Figure 5.362: Kyosho 11×9 efficiency curves.

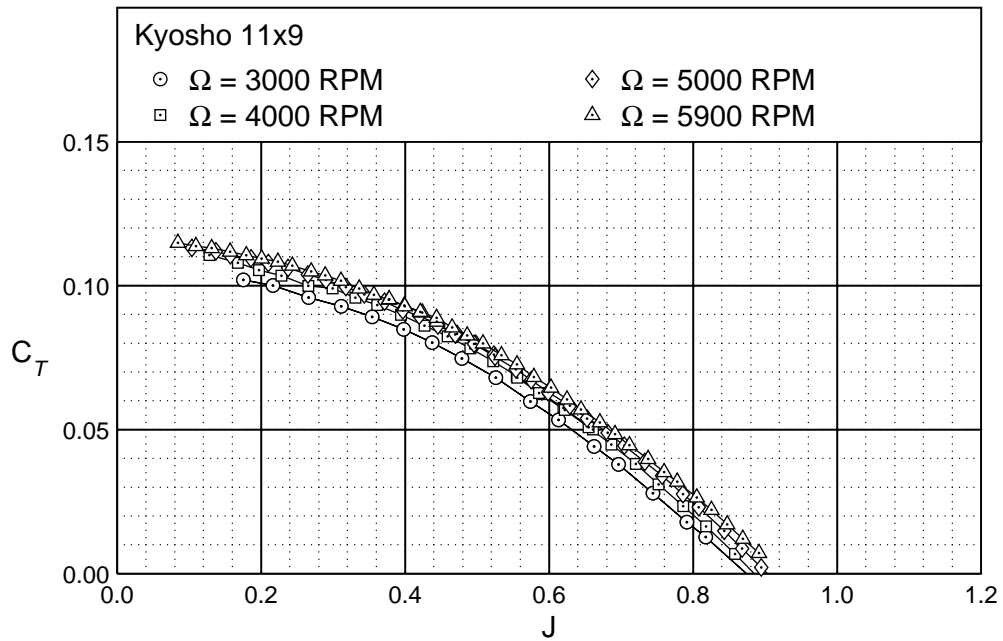


Figure 5.363: Kyosho 11×9 thrust characteristics.

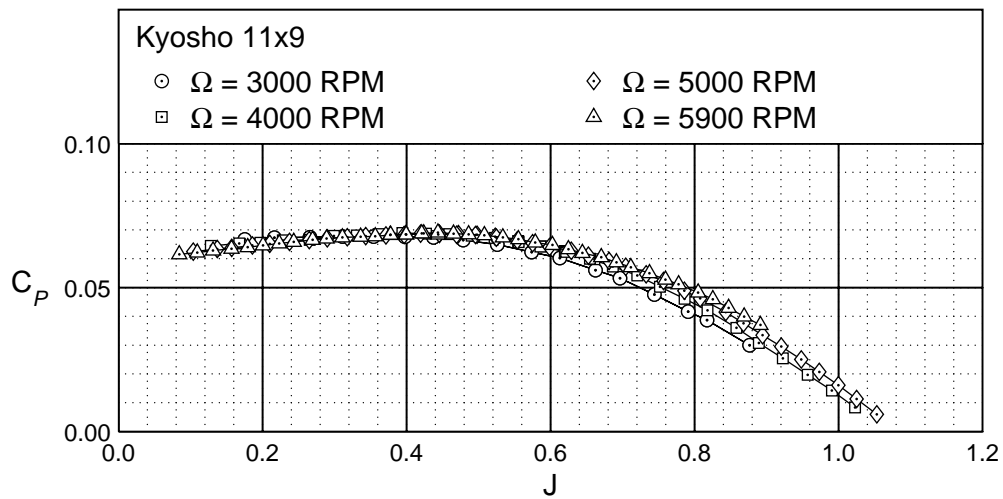


Figure 5.364: Kyosho 11×9 power characteristics.

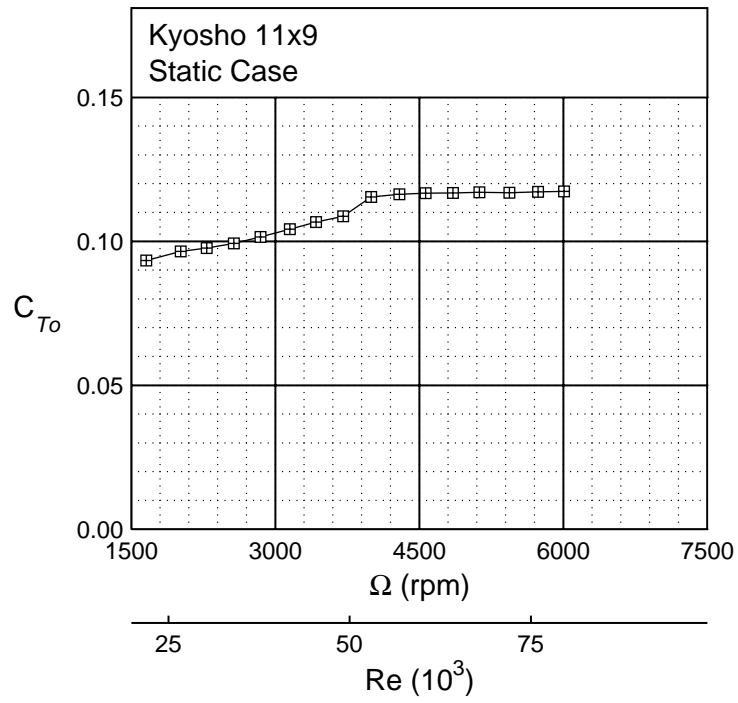


Figure 5.365: Kyosho 11×9 static thrust.

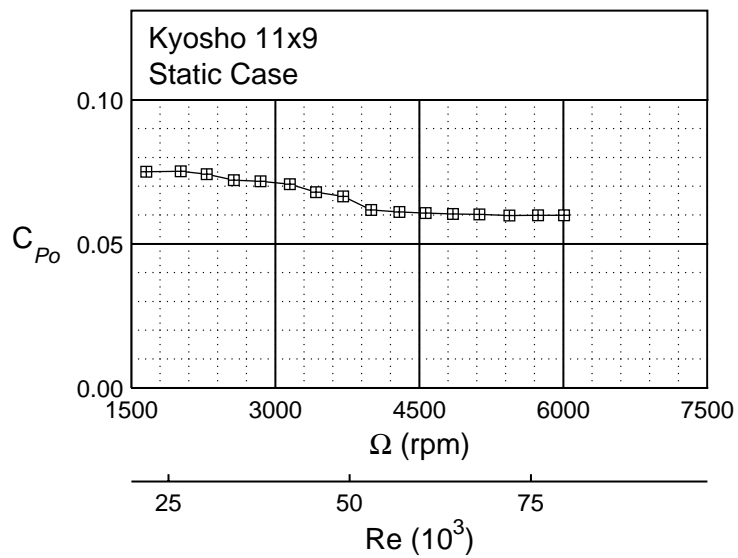
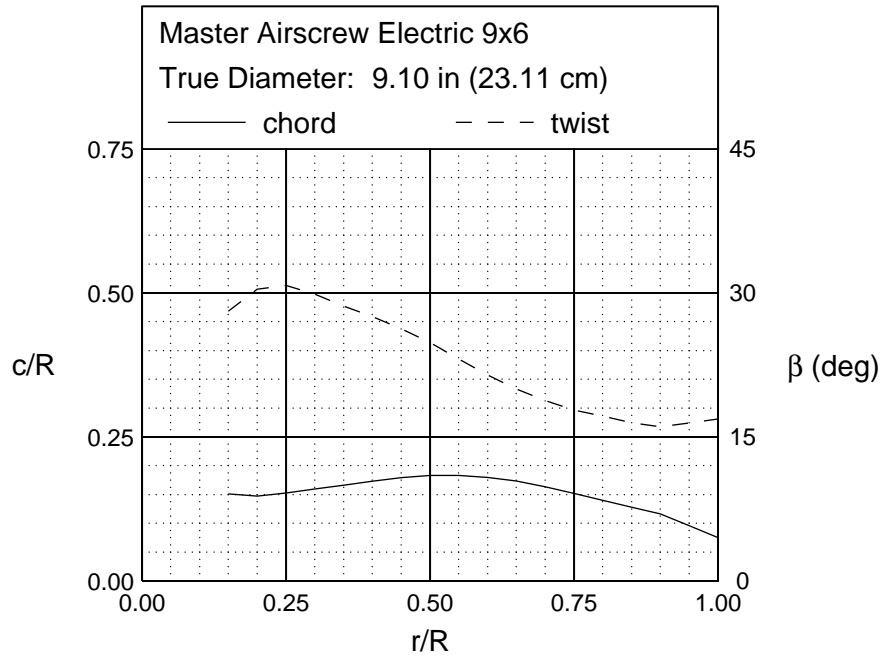


Figure 5.366: Kyosho 11×9 static power.



Front View



Side View

Figure 5.367: Master Airscrew Electric 9×6 geometric characteristics.

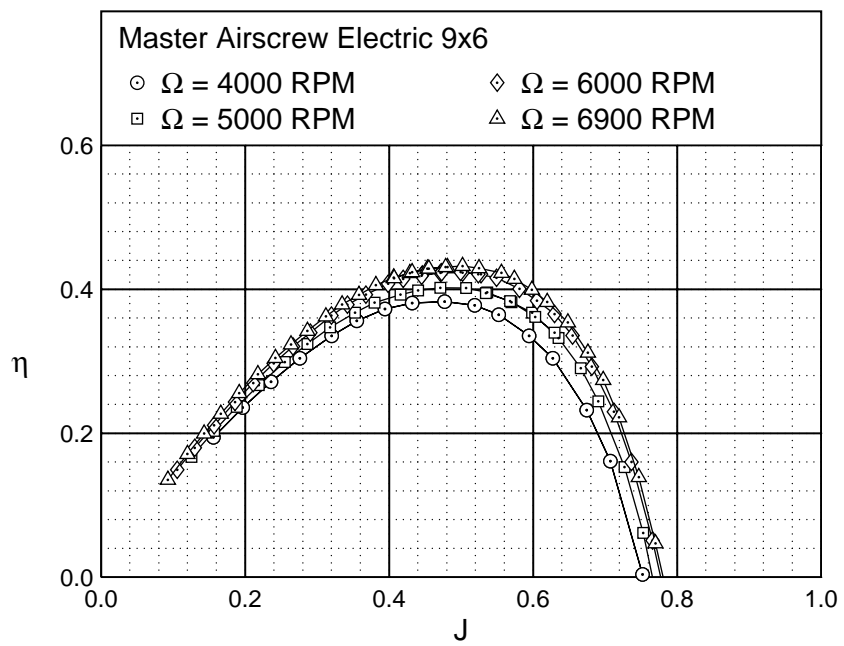


Figure 5.368: Master Airscrew Electric 9×6 efficiency curves.

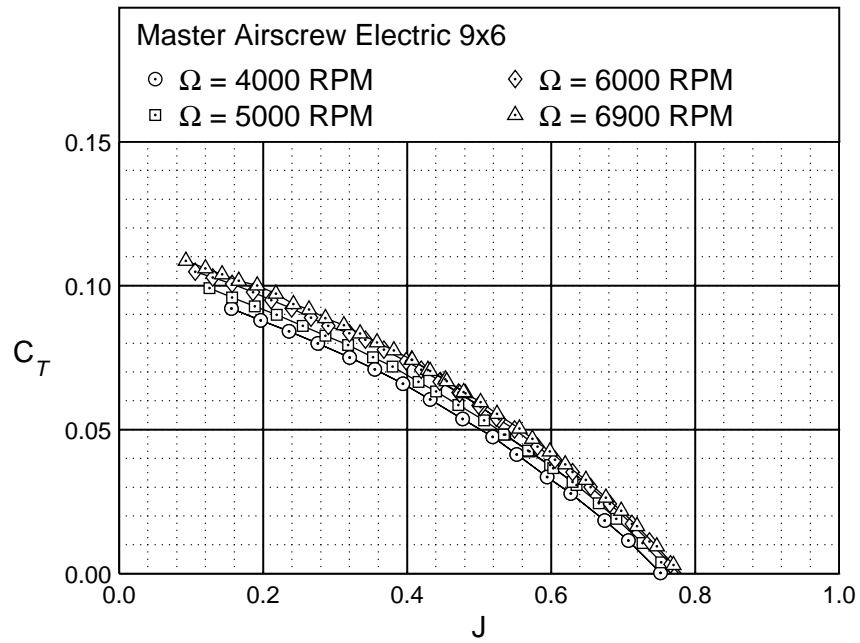


Figure 5.369: Master Airscrew Electric 9×6 thrust characteristics.

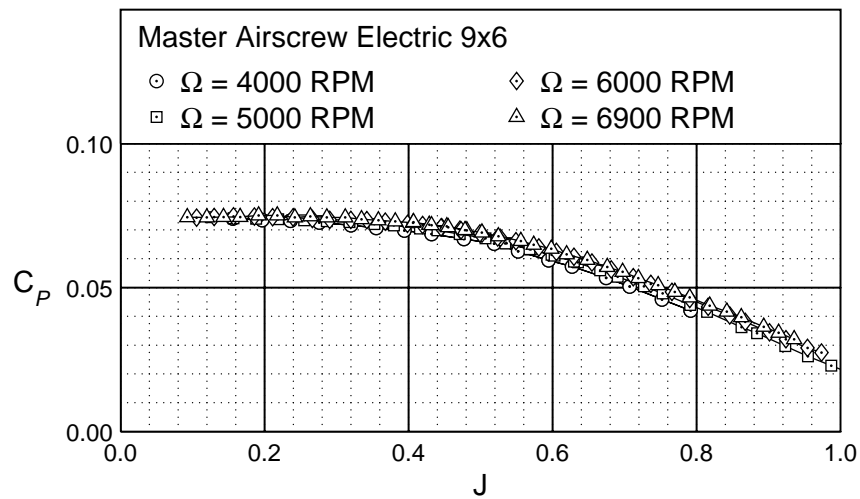


Figure 5.370: Master Airscrew Electric 9×6 power characteristics.

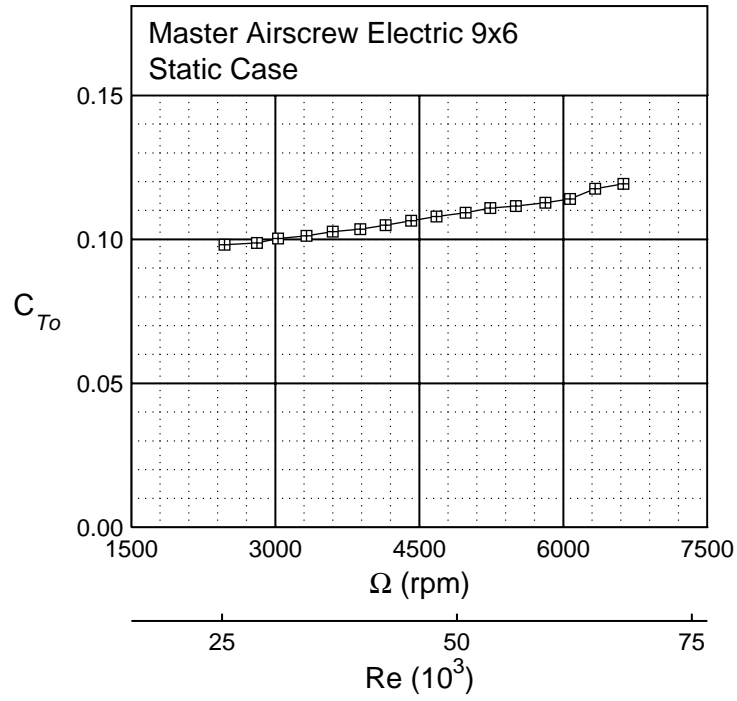


Figure 5.371: Master Airscrew Electric 9×6 static thrust.

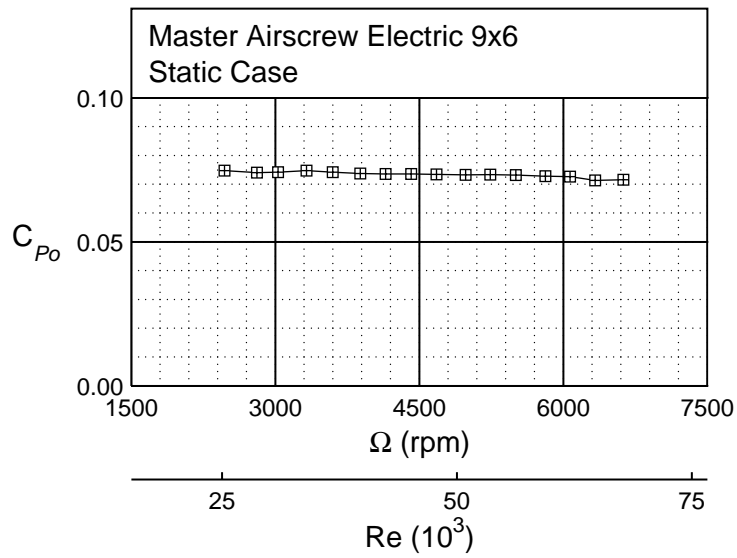
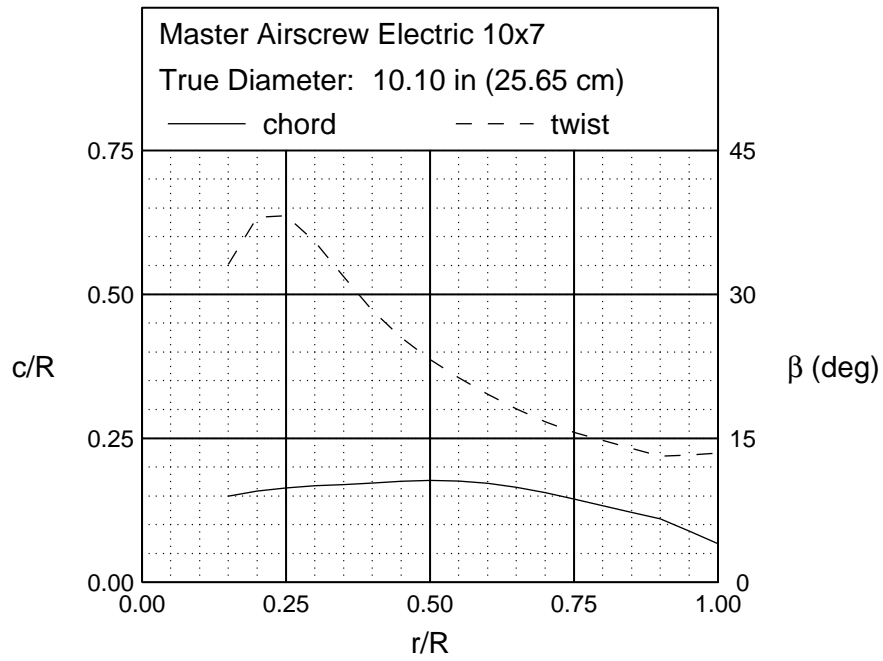


Figure 5.372: Master Airscrew Electric 9×6 static power.



Front View



Side View

Figure 5.373: Master Airscrew Electric 10×7 geometric characteristics.

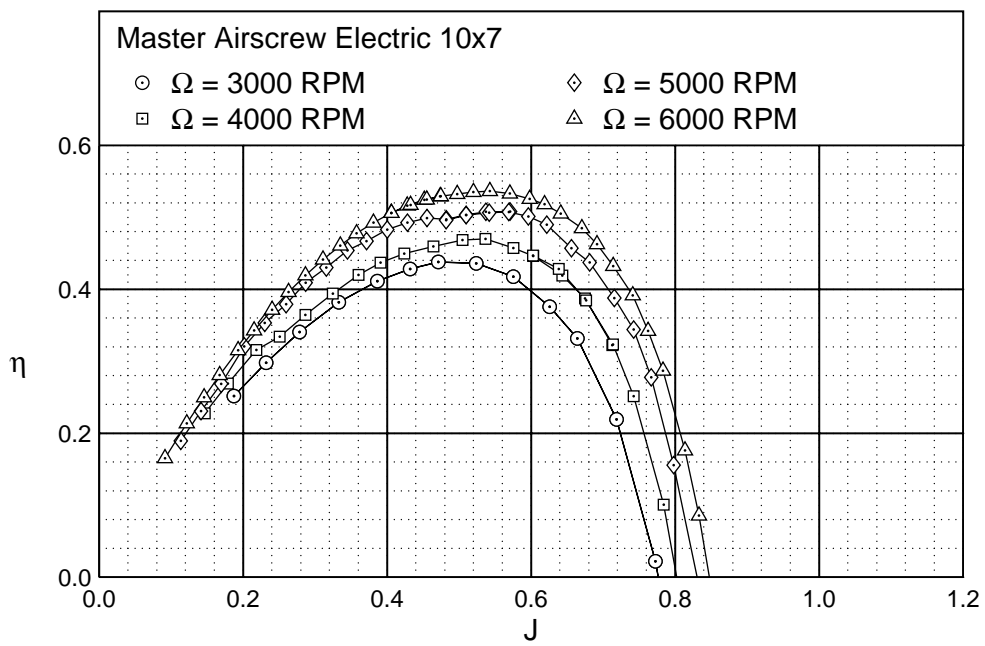


Figure 5.374: Master Airscrew Electric 10×7 efficiency curves.

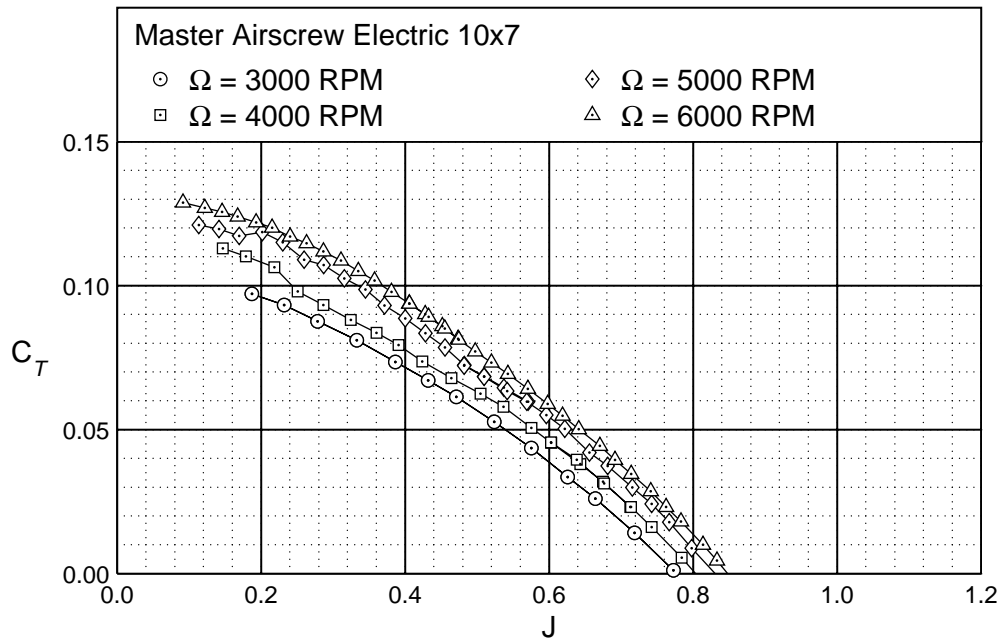


Figure 5.375: Master Airscrew Electric 10×7 thrust characteristics.

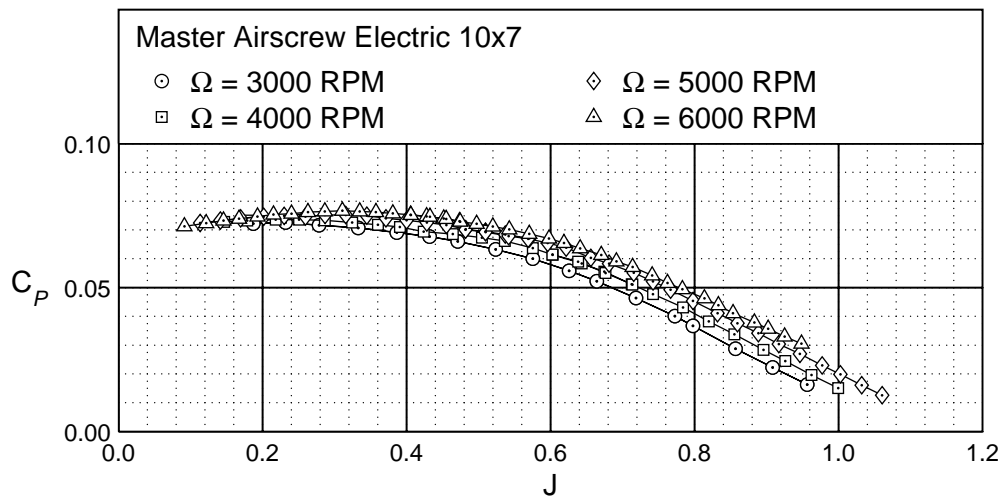


Figure 5.376: Master Airscrew Electric 10×7 power characteristics.

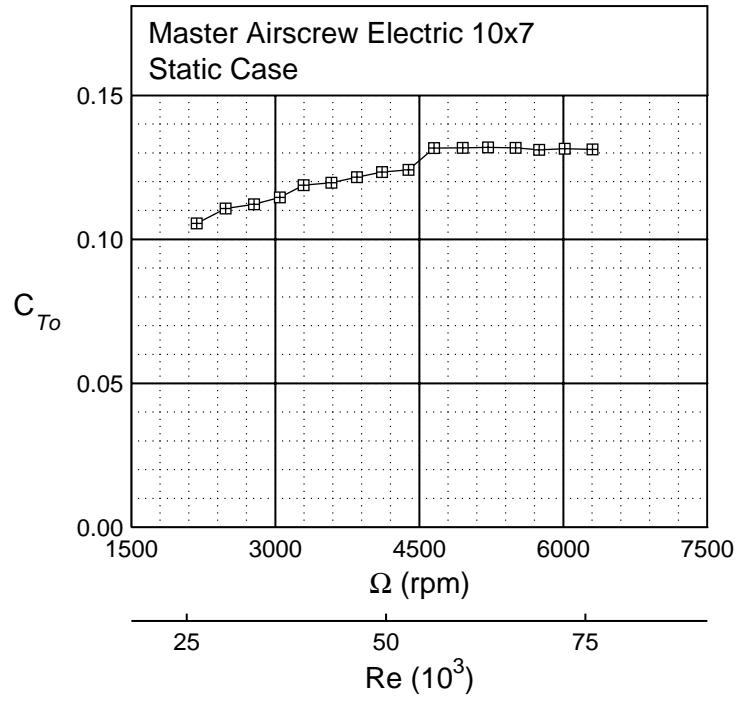


Figure 5.377: Master Airscrew Electric 10×7 static thrust.

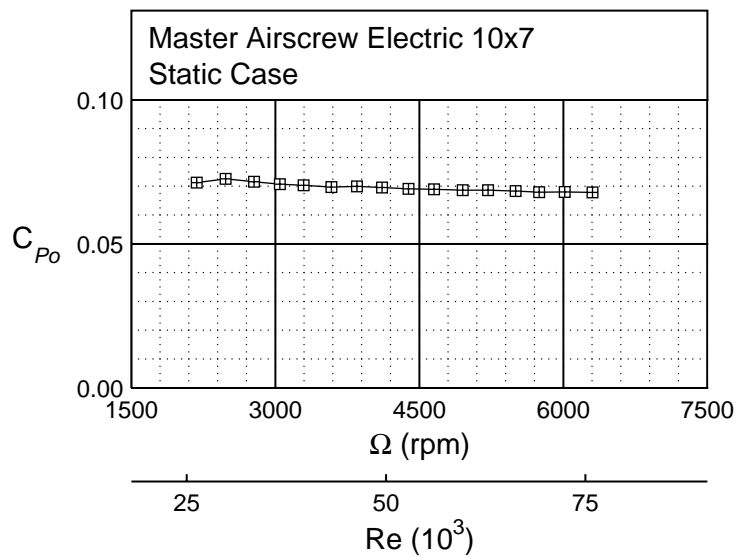
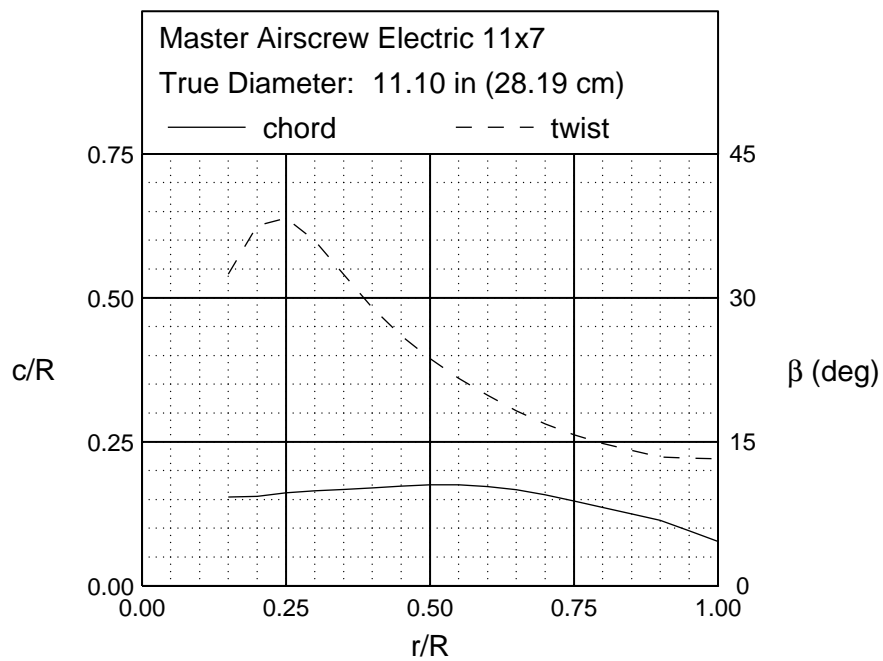


Figure 5.378: Master Airscrew Electric 10×7 static power.



Front View



Side View

Figure 5.379: Master Airscrew Electric 11×7 geometric characteristics.

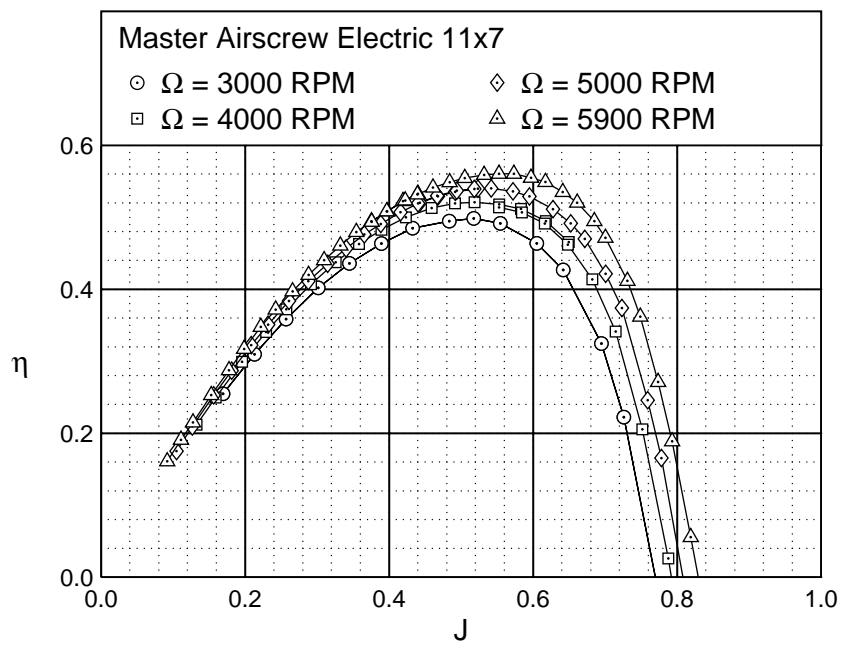


Figure 5.380: Master Airscrew Electric 11×7 efficiency curves.

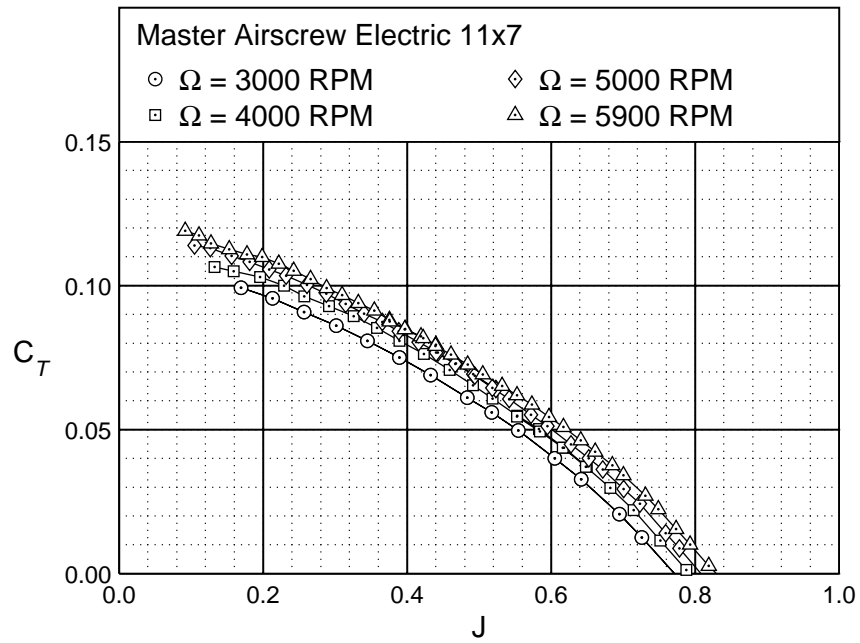


Figure 5.381: Master Airscrew Electric 11×7 thrust characteristics.

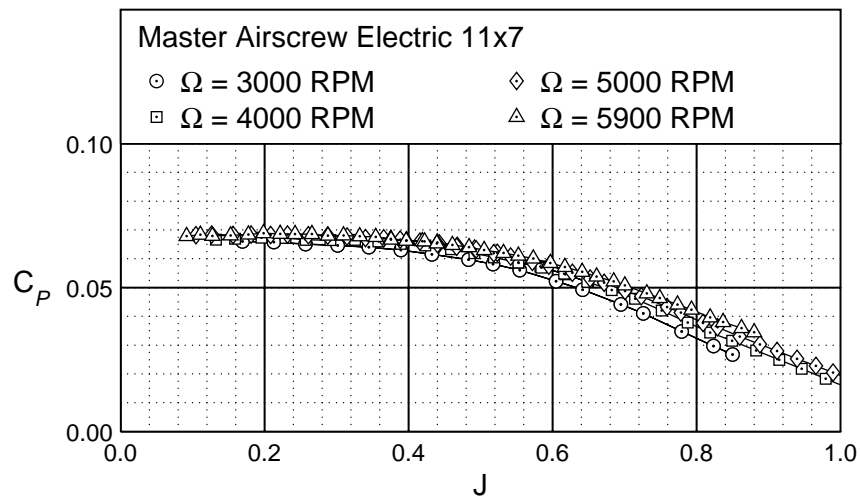


Figure 5.382: Master Airscrew Electric 11×7 power characteristics.

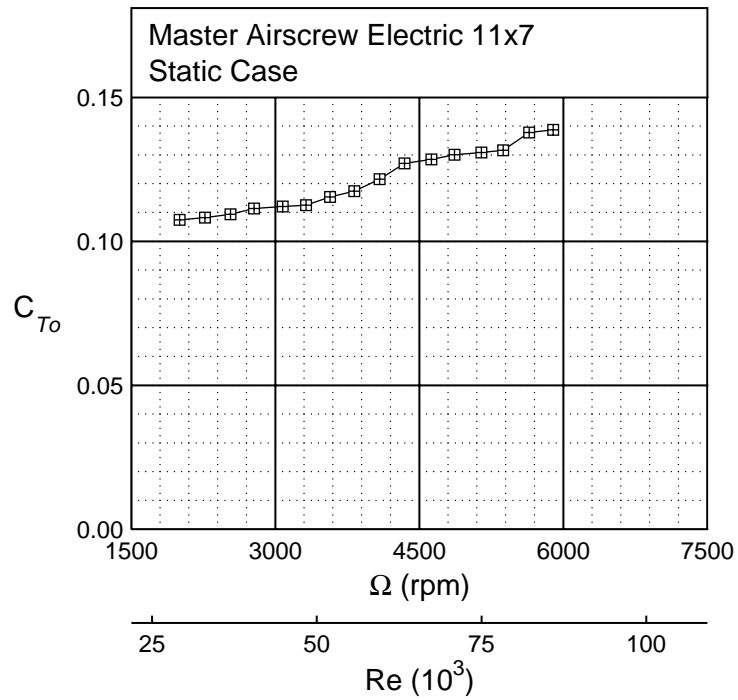


Figure 5.383: Master Airscrew Electric 11×7 static thrust.

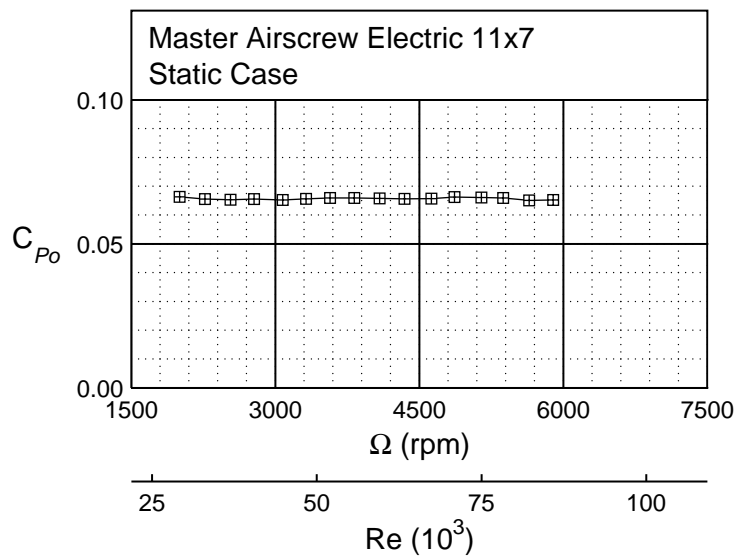
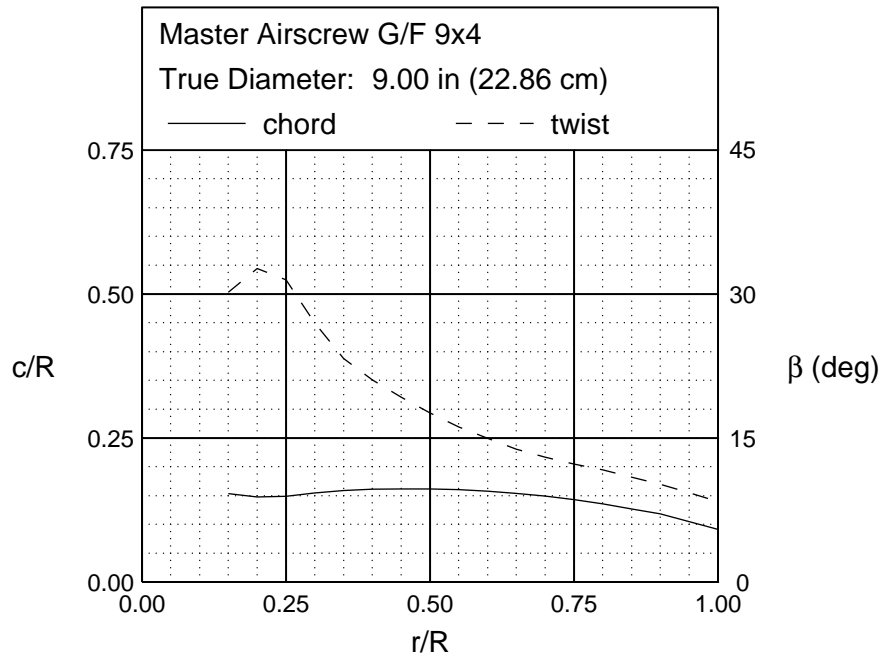


Figure 5.384: Master Airscrew Electric 11×7 static power.



Front View



Side View

Figure 5.385: Master Airscrew G/F 9x4 geometric characteristics.

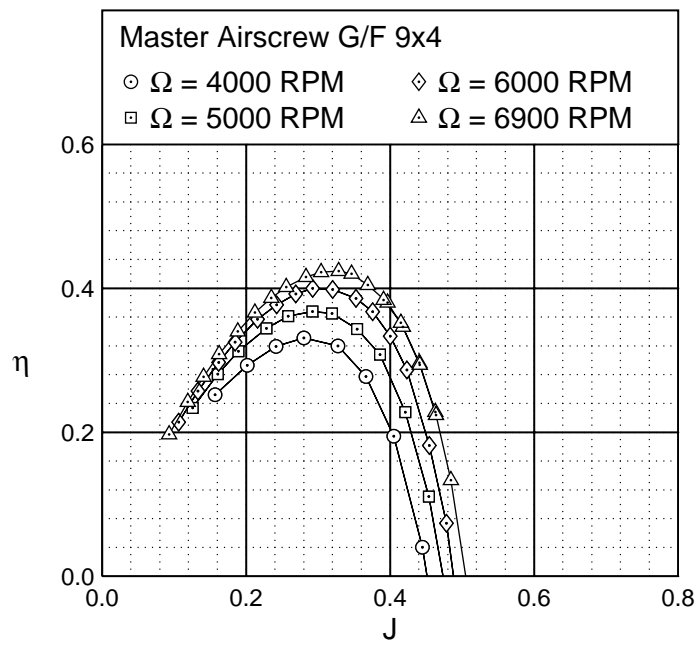


Figure 5.386: Master Airscrew G/F 9x4 efficiency curves.

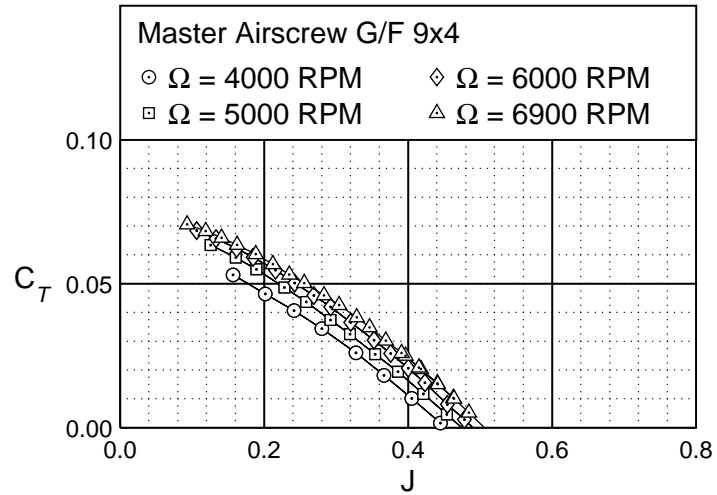


Figure 5.387: Master Airscrew G/F 9×4 thrust characteristics.

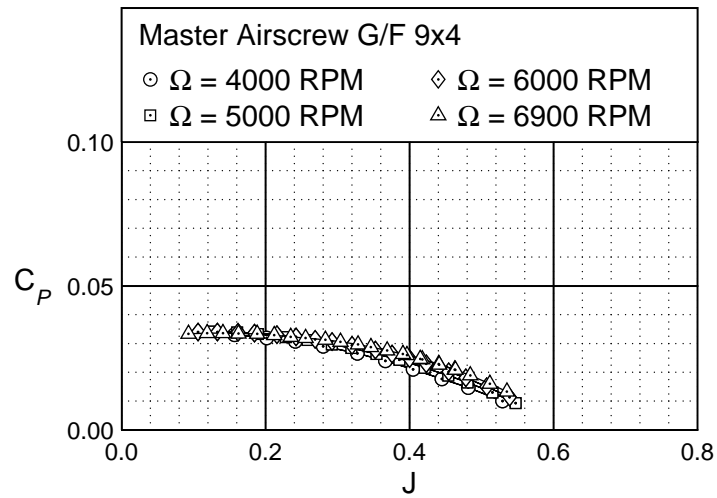


Figure 5.388: Master Airscrew G/F 9×4 power characteristics.

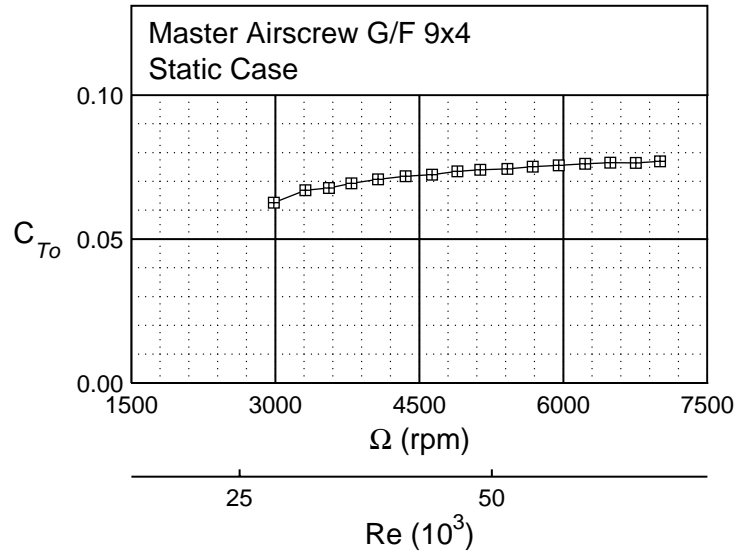


Figure 5.389: Master Airscrew G/F 9x4 static thrust.

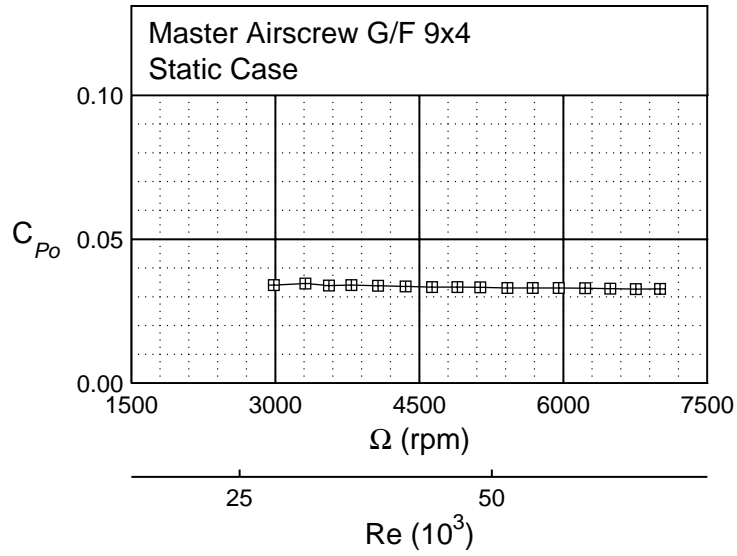
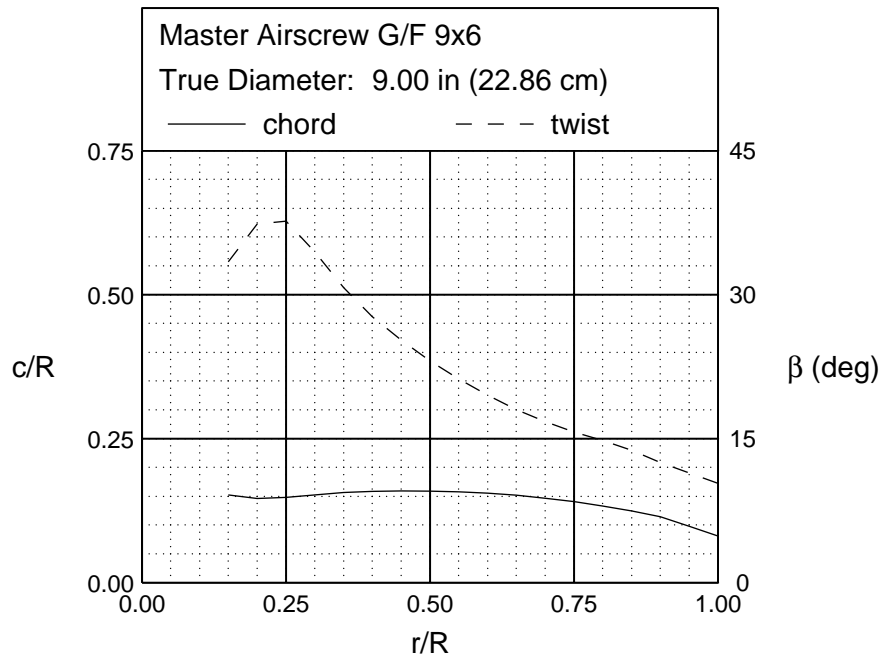


Figure 5.390: Master Airscrew G/F 9x4 static power.



Front View



Side View

Figure 5.391: Master Airscrew G/F 9×6 geometric characteristics.

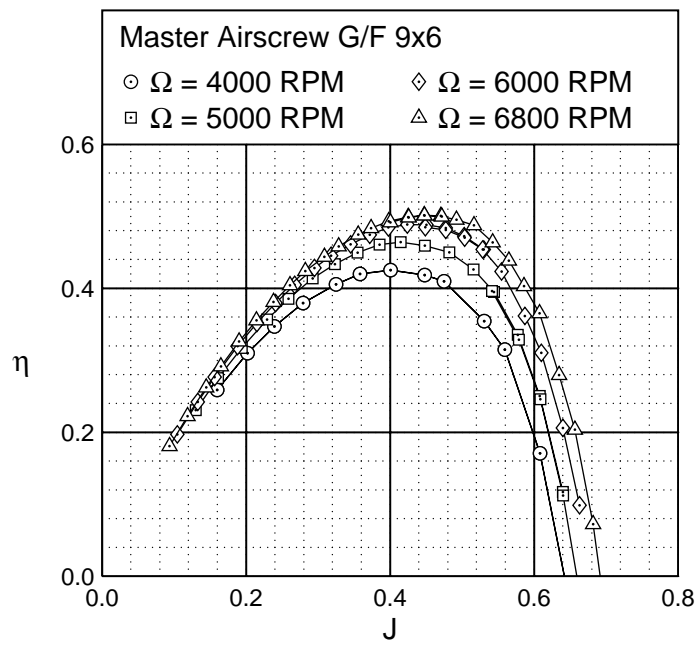


Figure 5.392: Master Airscrew G/F 9×6 efficiency curves.

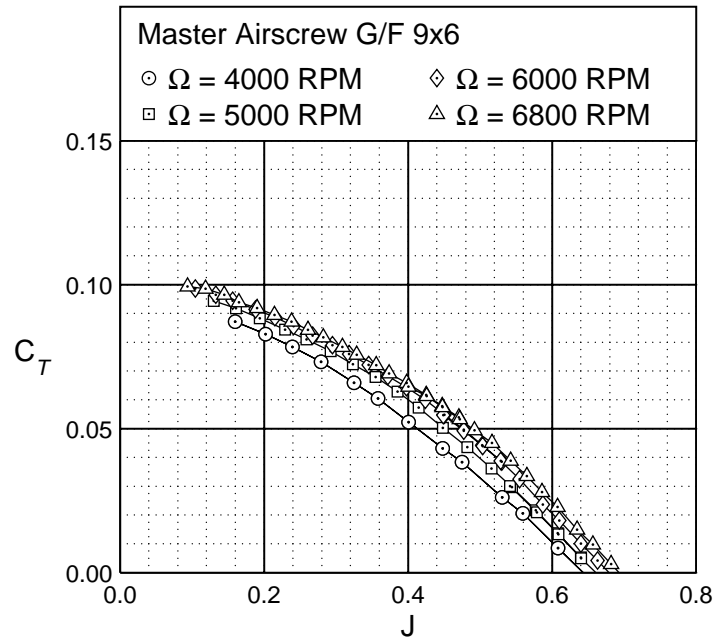


Figure 5.393: Master Airscrew G/F 9×6 thrust characteristics.

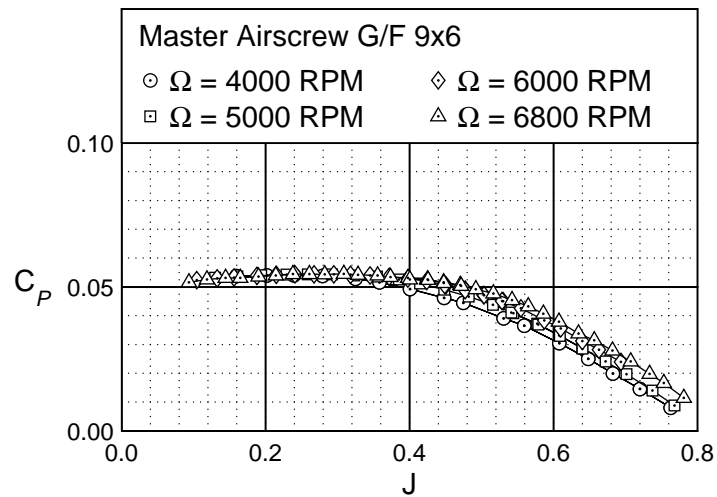


Figure 5.394: Master Airscrew G/F 9×6 power characteristics.

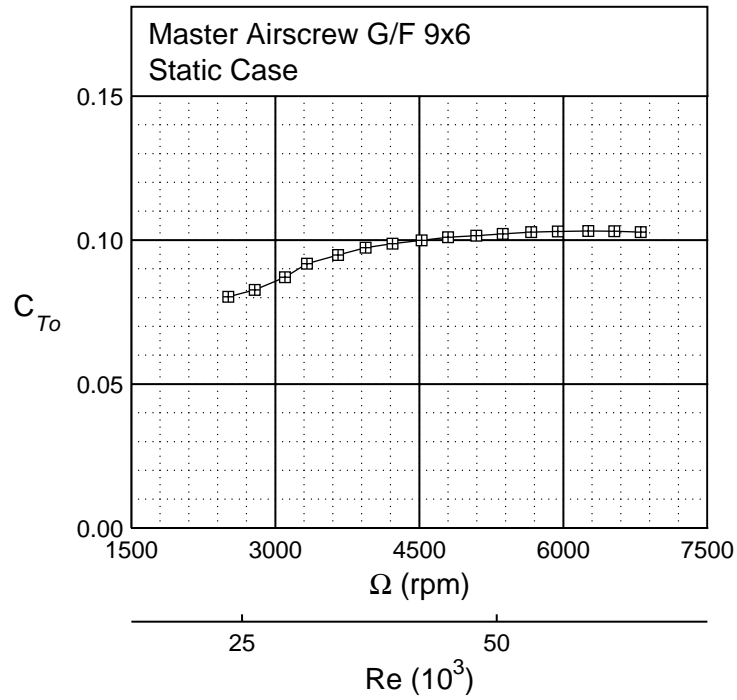


Figure 5.395: Master Airscrew G/F 9×6 static thrust.

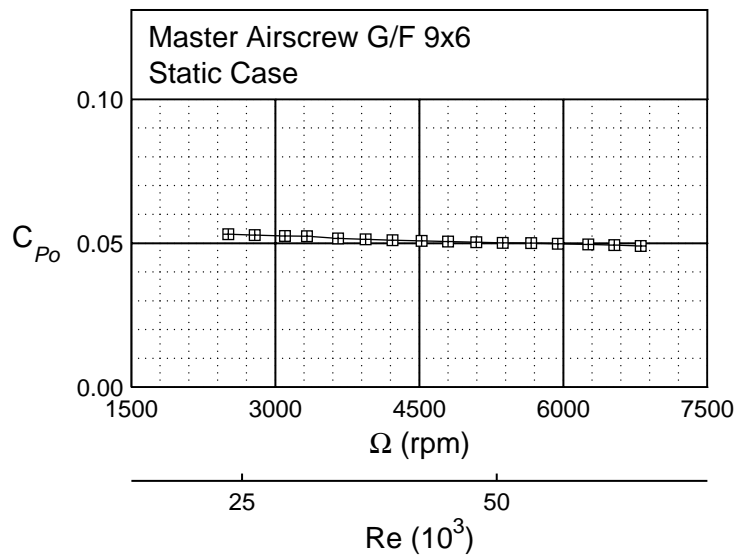
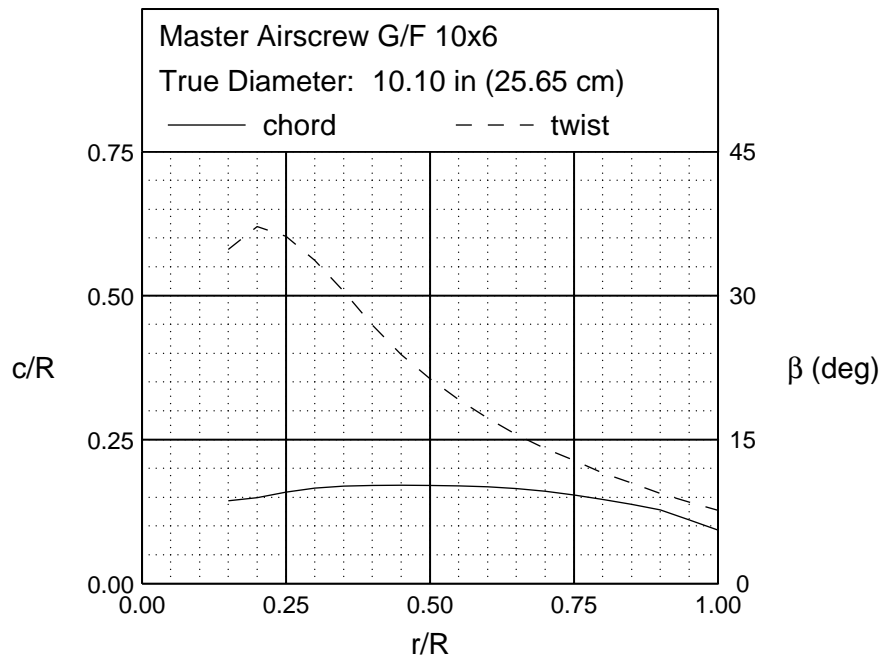


Figure 5.396: Master Airscrew G/F 9×6 static power.



Front View



Side View

Figure 5.397: Master Airscrew G/F 10×6 geometric characteristics.

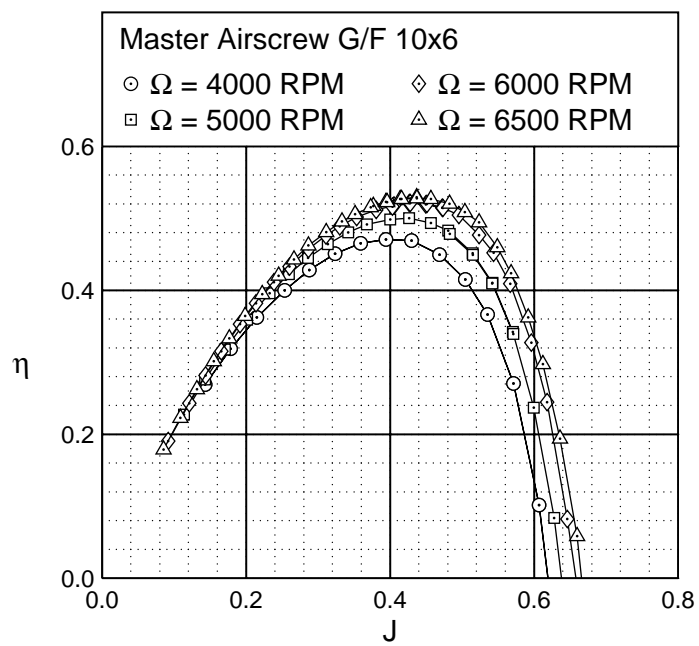


Figure 5.398: Master Airscrew G/F 10×6 efficiency curves.

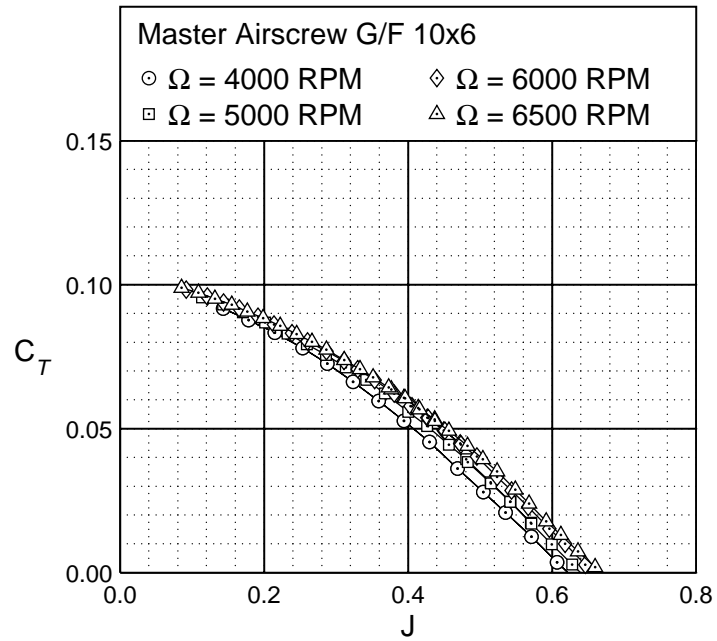


Figure 5.399: Master Airscrew G/F 10×6 thrust characteristics.

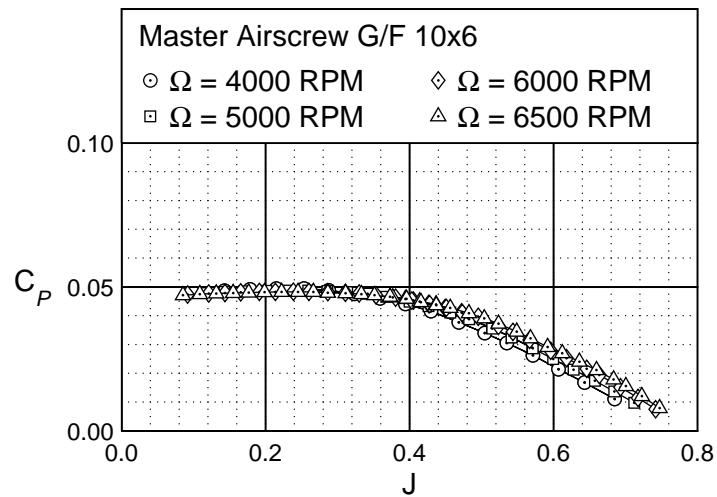


Figure 5.400: Master Airscrew G/F 10×6 power characteristics.

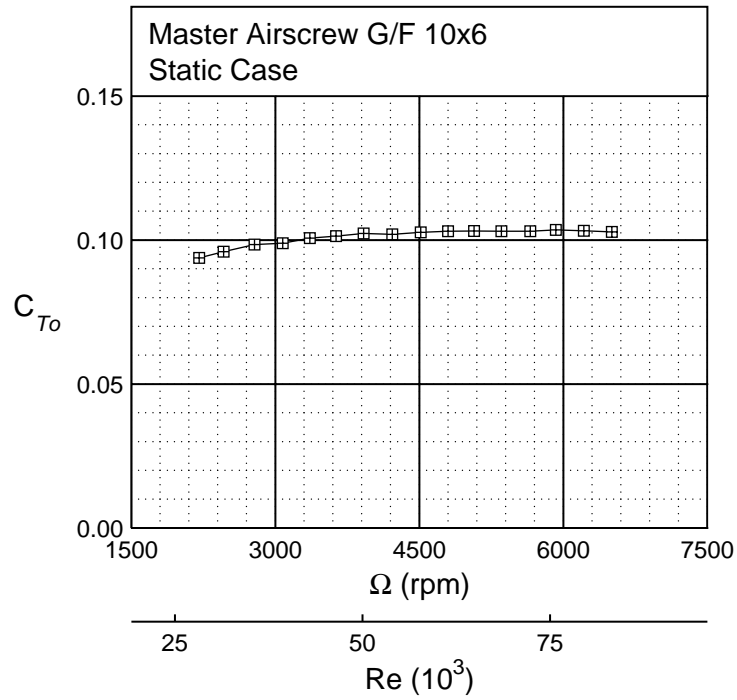


Figure 5.401: Master Airscrew G/F 10x6 static thrust.

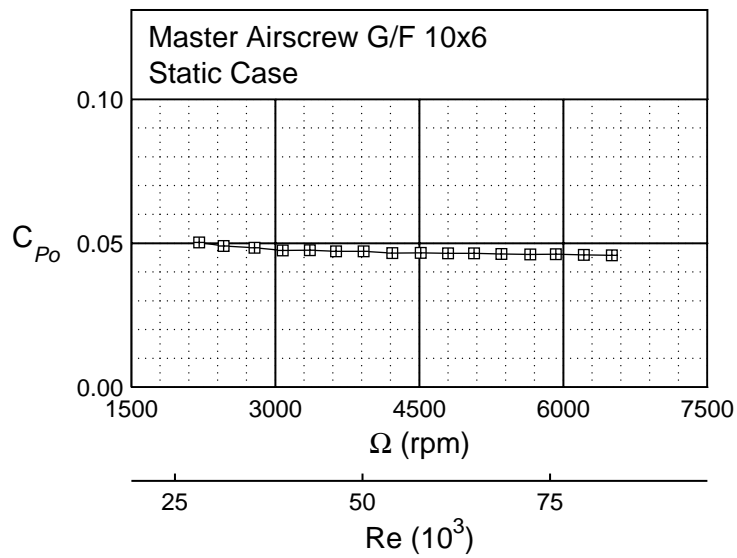
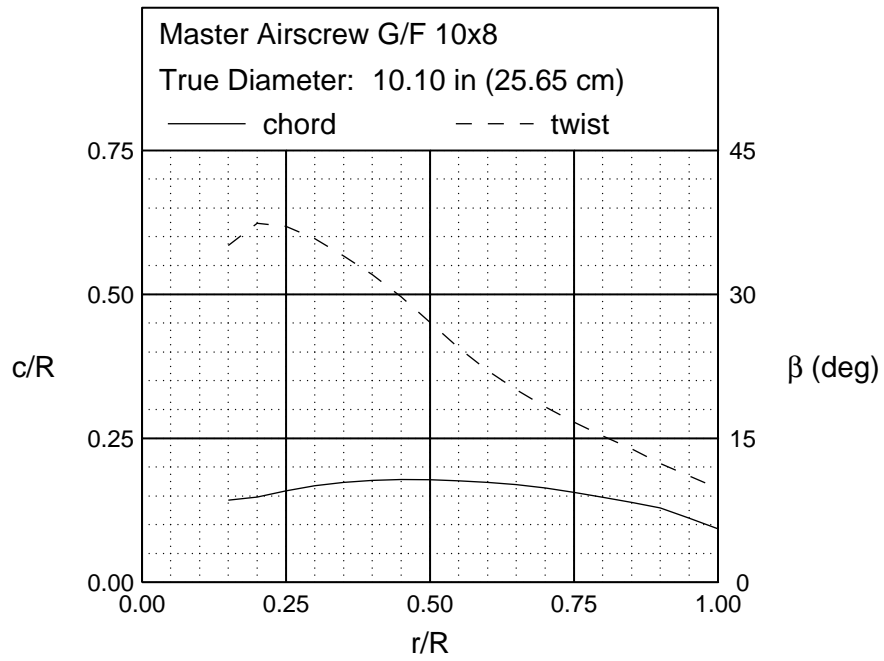


Figure 5.402: Master Airscrew G/F 10x6 static power.



Front View



Side View

Figure 5.403: Master Airscrew G/F 10x8 geometric characteristics.

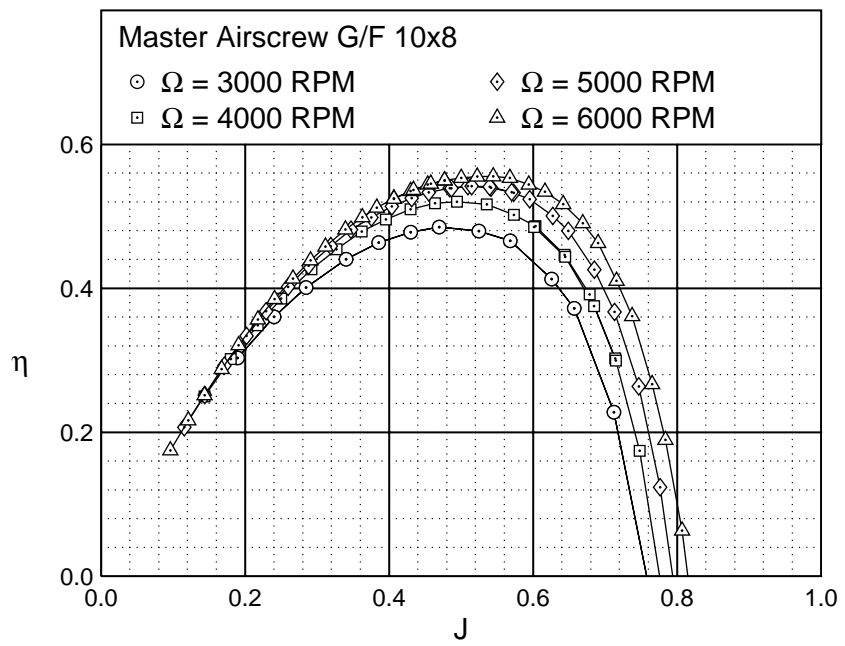


Figure 5.404: Master Airscrew G/F 10×8 efficiency curves.

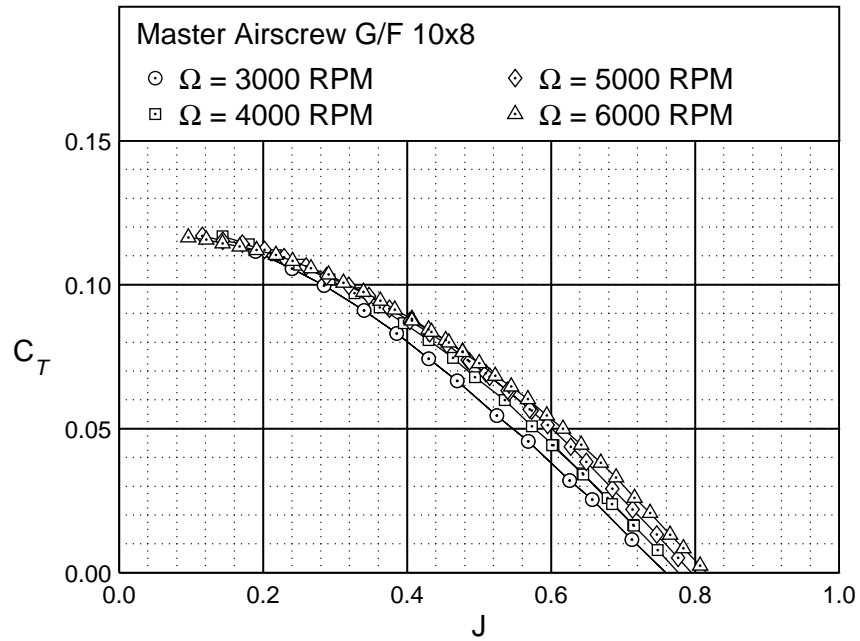


Figure 5.405: Master Airscrew G/F 10×8 thrust characteristics.

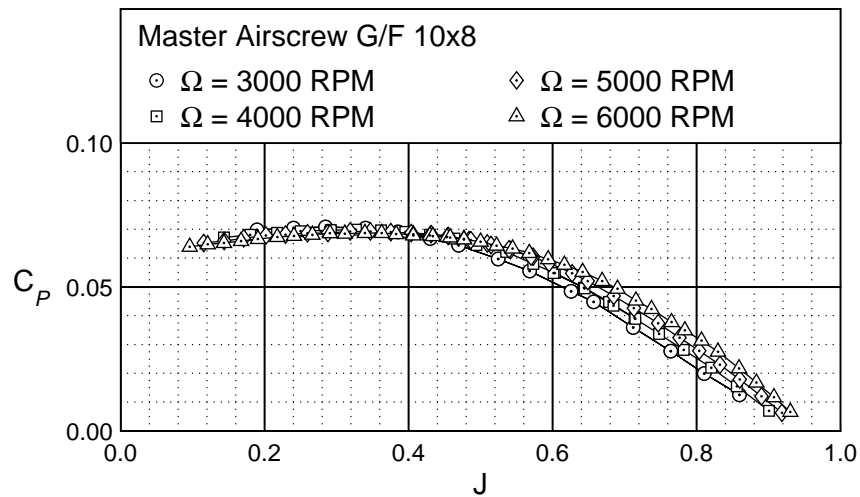


Figure 5.406: Master Airscrew G/F 10×8 power characteristics.

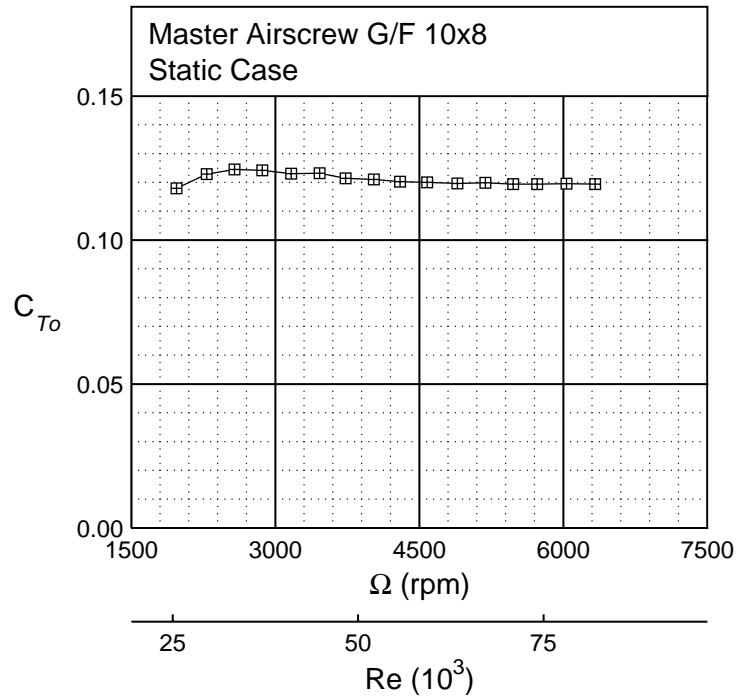


Figure 5.407: Master Airscrew G/F 10x8 static thrust.

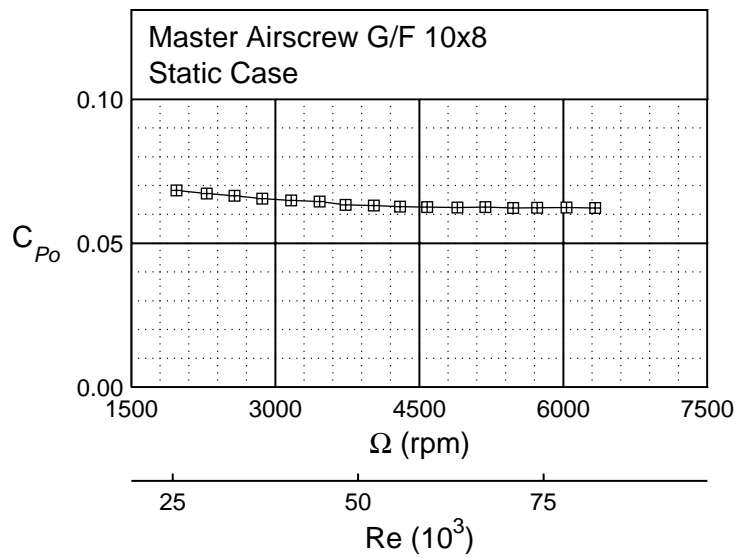
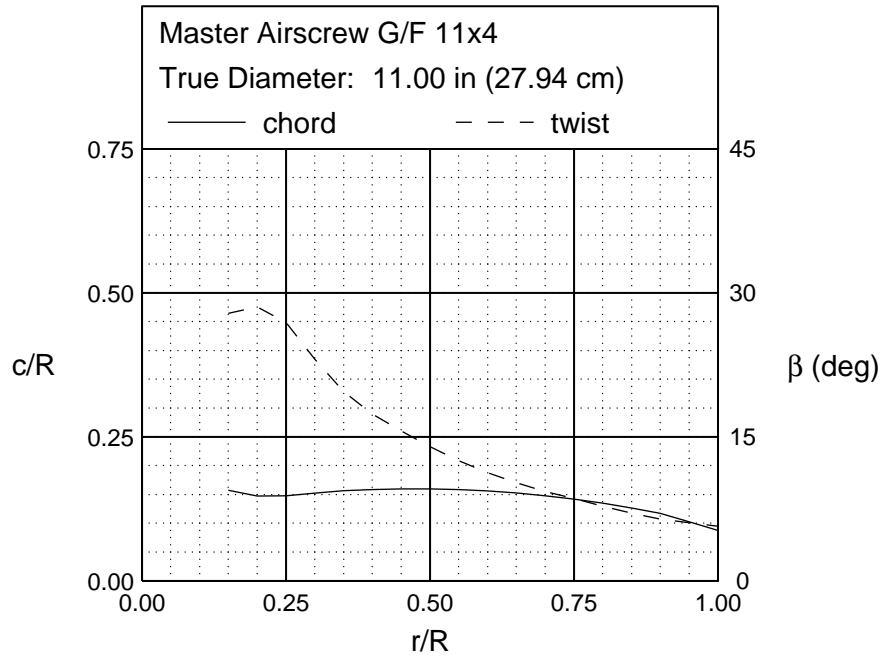


Figure 5.408: Master Airscrew G/F 10x8 static power.



Front View



Side View

Figure 5.409: Master Airscrew G/F 11×4 geometric characteristics.

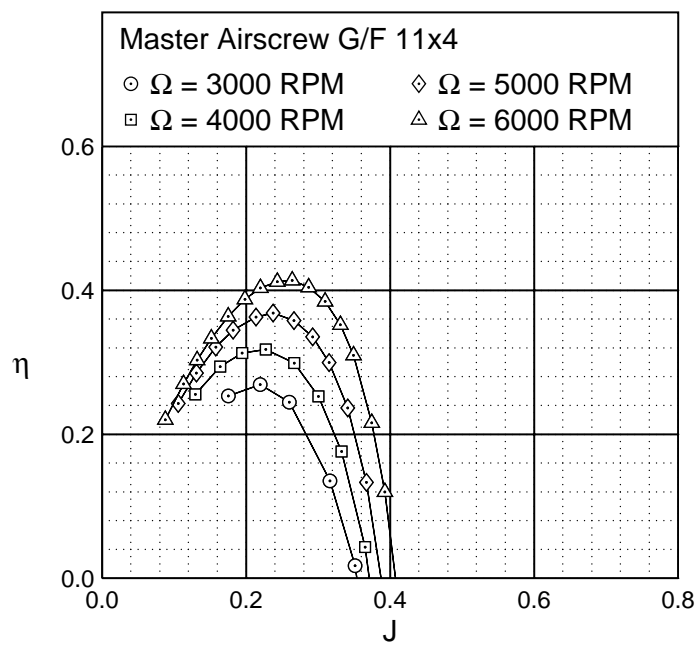


Figure 5.410: Master Airscrew G/F 11×4 efficiency curves.

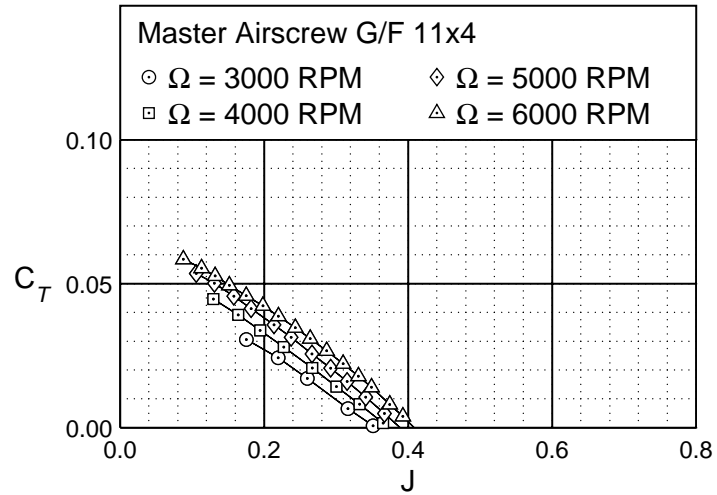


Figure 5.411: Master Airscrew G/F 11×4 thrust characteristics.

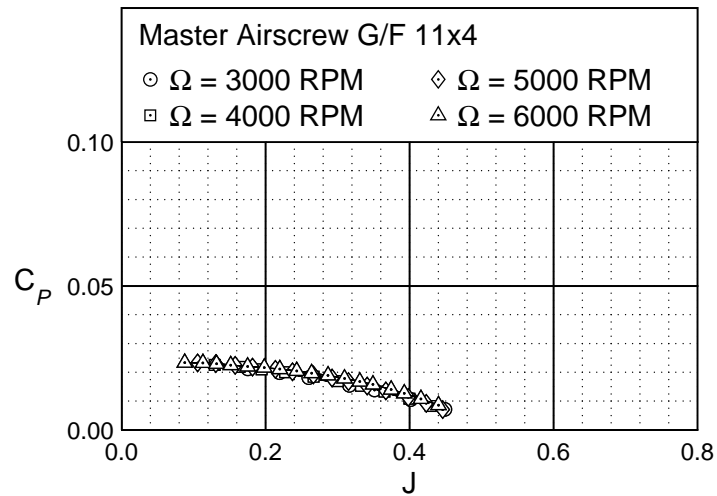


Figure 5.412: Master Airscrew G/F 11×4 power characteristics.

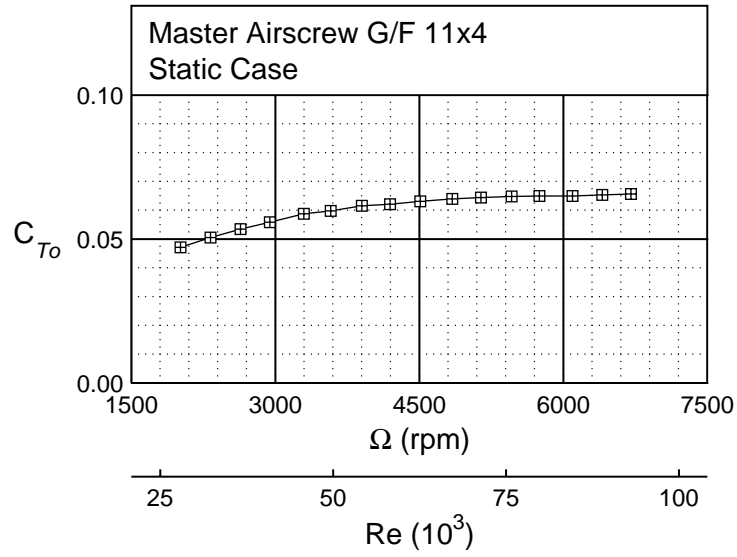


Figure 5.413: Master Airscrew G/F 11×4 static thrust.

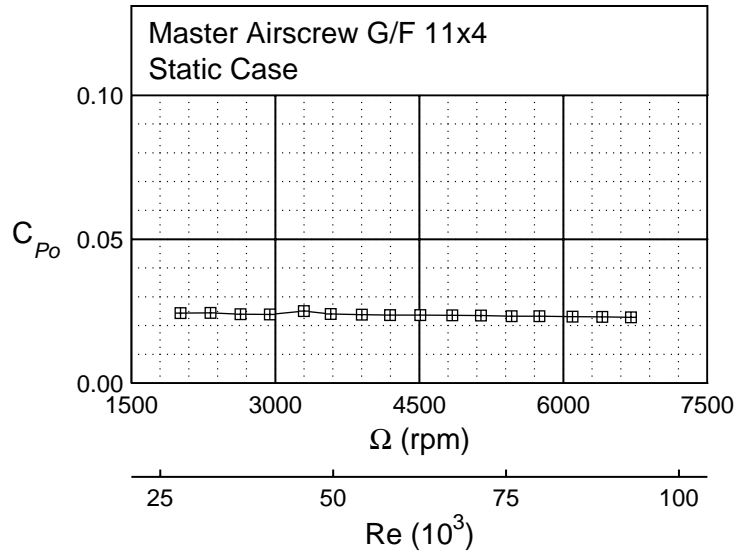
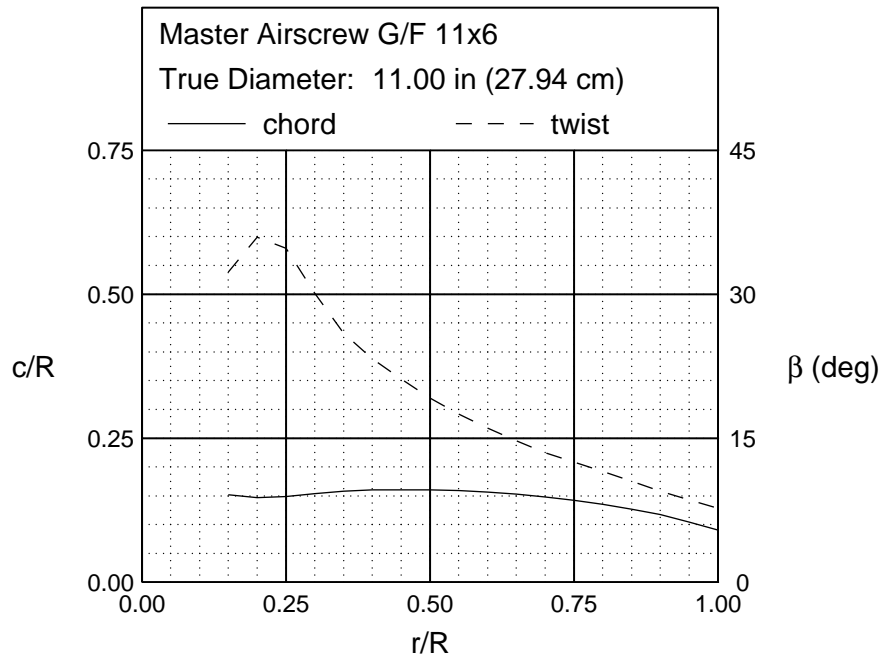


Figure 5.414: Master Airscrew G/F 11×4 static power.



Front View



Side View

Figure 5.415: Master Airscrew G/F 11x6 geometric characteristics.

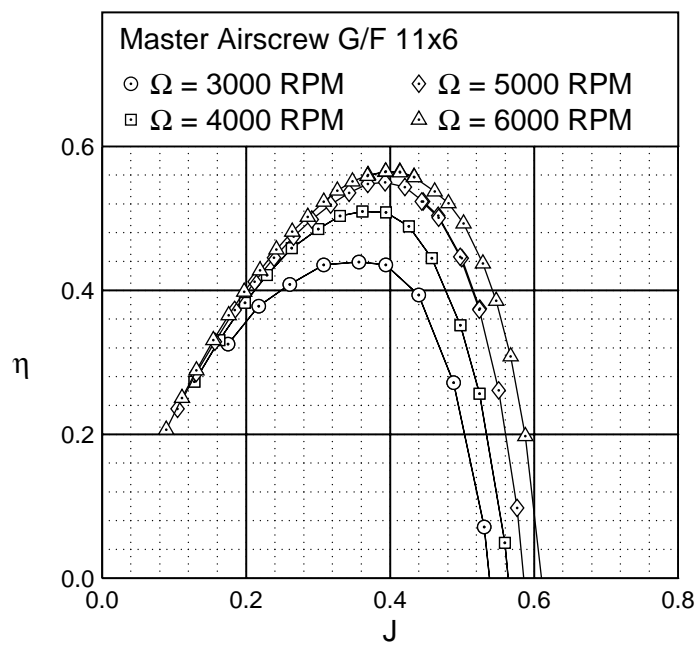


Figure 5.416: Master Airscrew G/F 11×6 efficiency curves.

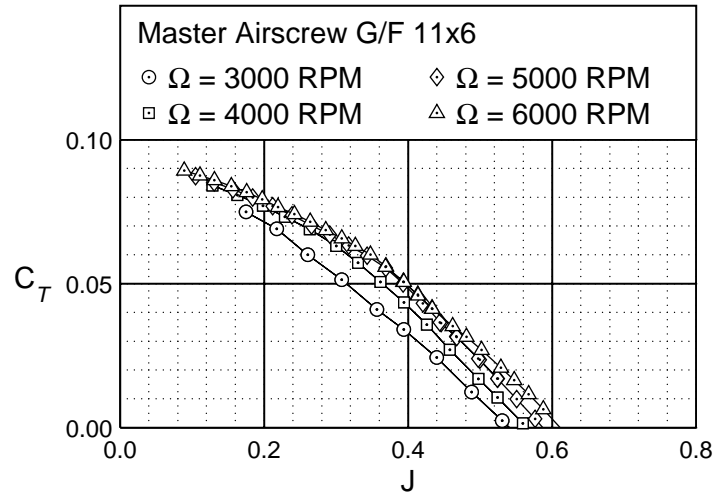


Figure 5.417: Master Airscrew G/F 11×6 thrust characteristics.

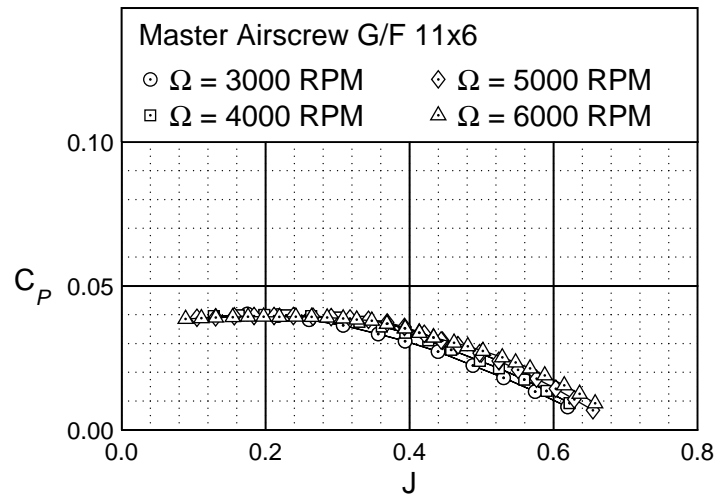


Figure 5.418: Master Airscrew G/F 11×6 power characteristics.

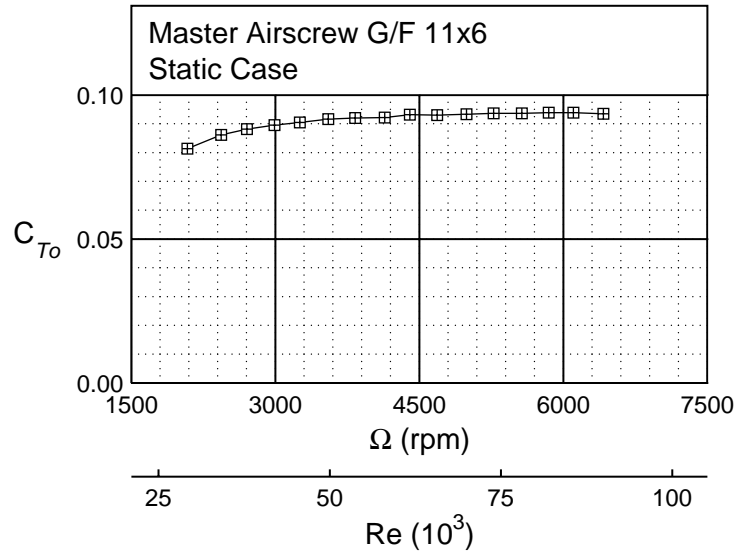


Figure 5.419: Master Airscrew G/F 11×6 static thrust.

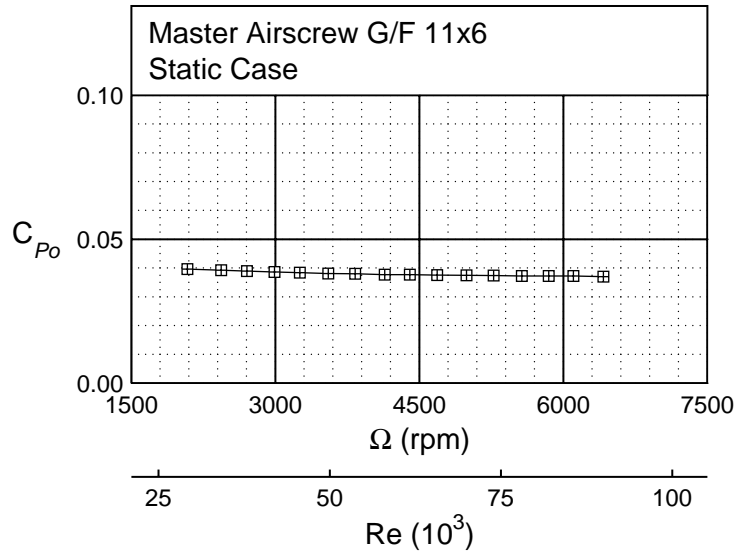
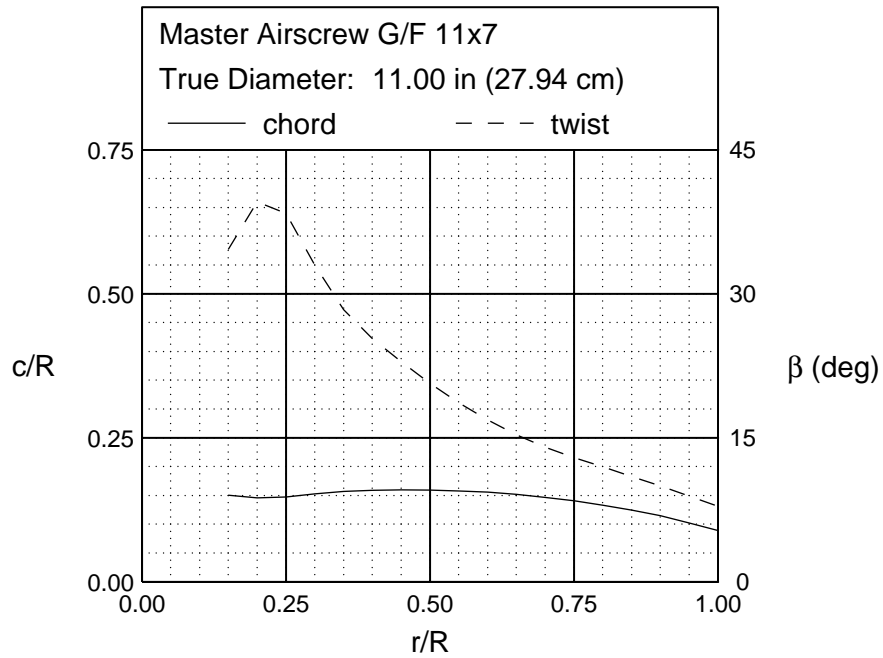


Figure 5.420: Master Airscrew G/F 11×6 static power.



Front View



Side View

Figure 5.421: Master Airscrew G/F 11x7 geometric characteristics.

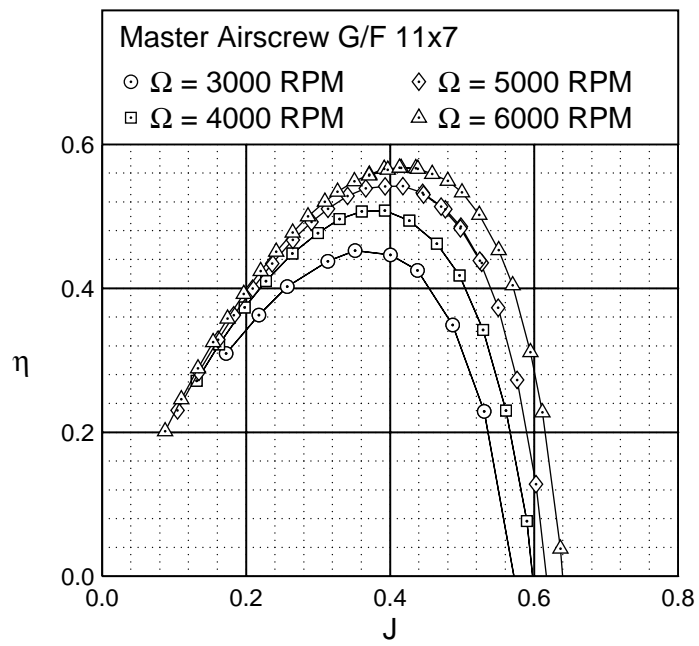


Figure 5.422: Master Airscrew G/F 11x7 efficiency curves.

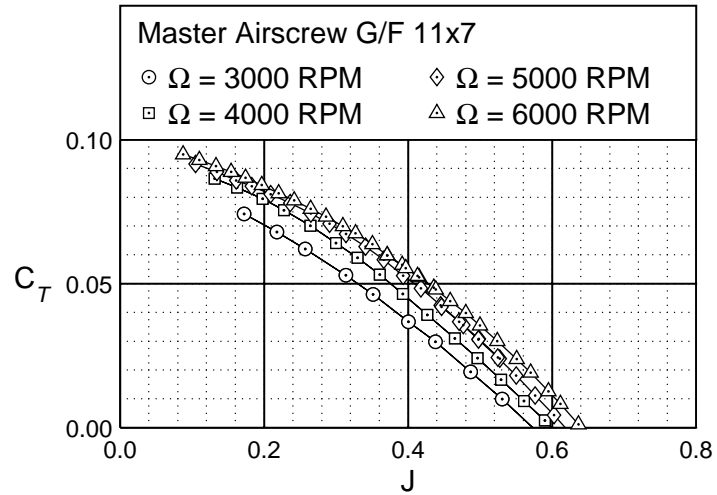


Figure 5.423: Master Airscrew G/F 11×7 thrust characteristics.

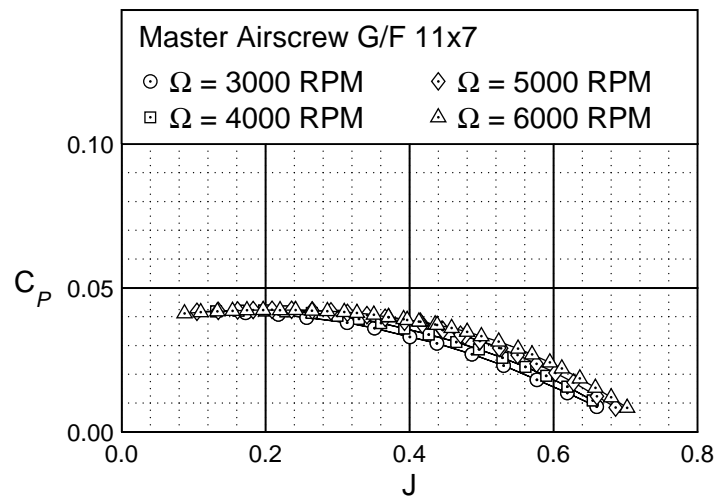


Figure 5.424: Master Airscrew G/F 11×7 power characteristics.

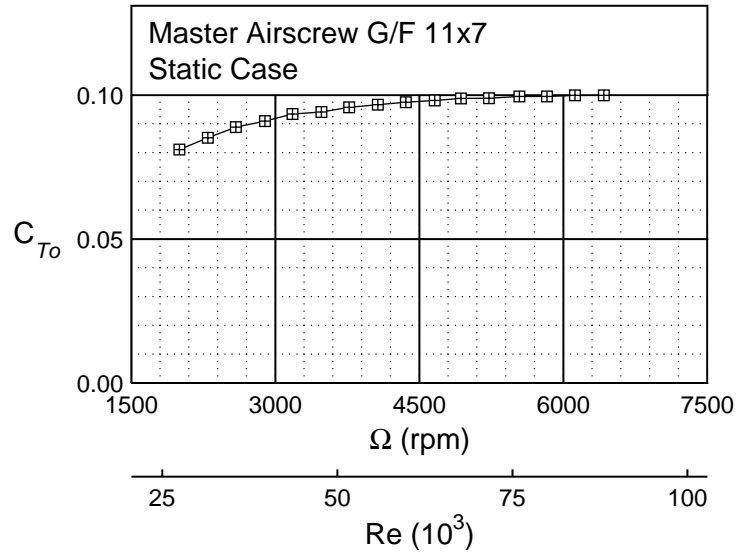


Figure 5.425: Master Airscrew G/F 11×7 static thrust.

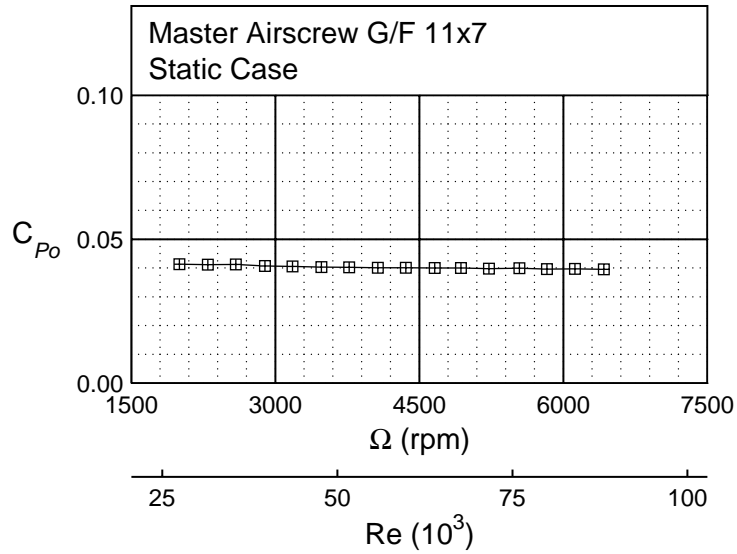
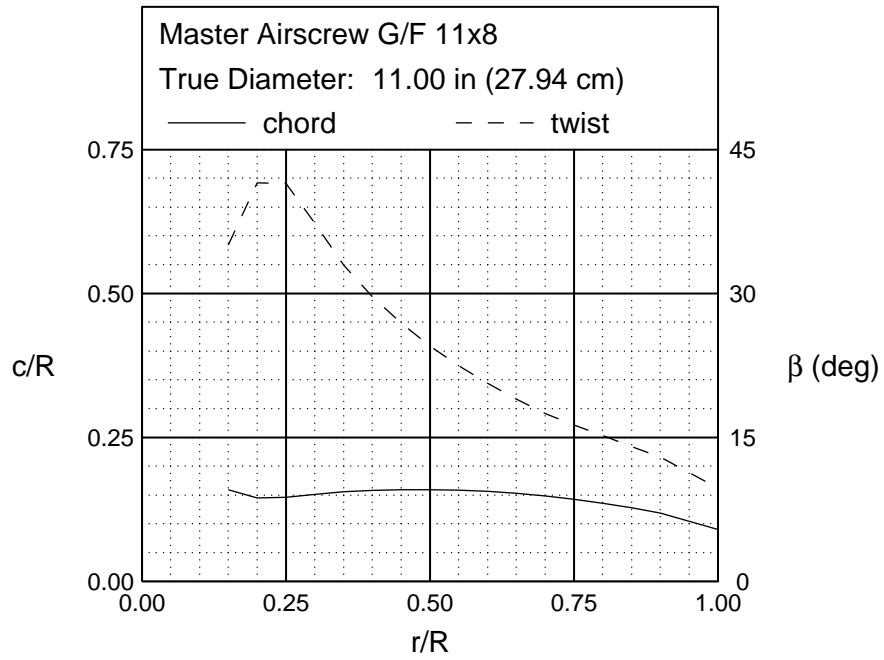


Figure 5.426: Master Airscrew G/F 11×7 static power.



Front View



Side View

Figure 5.427: Master Airscrew G/F 11x8 geometric characteristics.

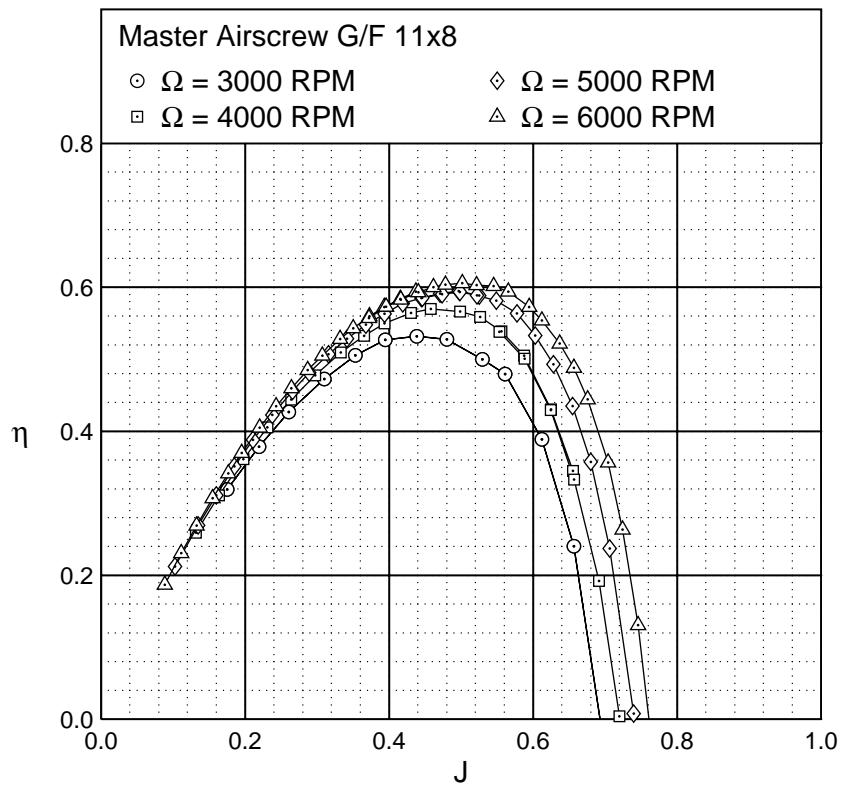


Figure 5.428: Master Airscrew G/F 11x8 efficiency curves.

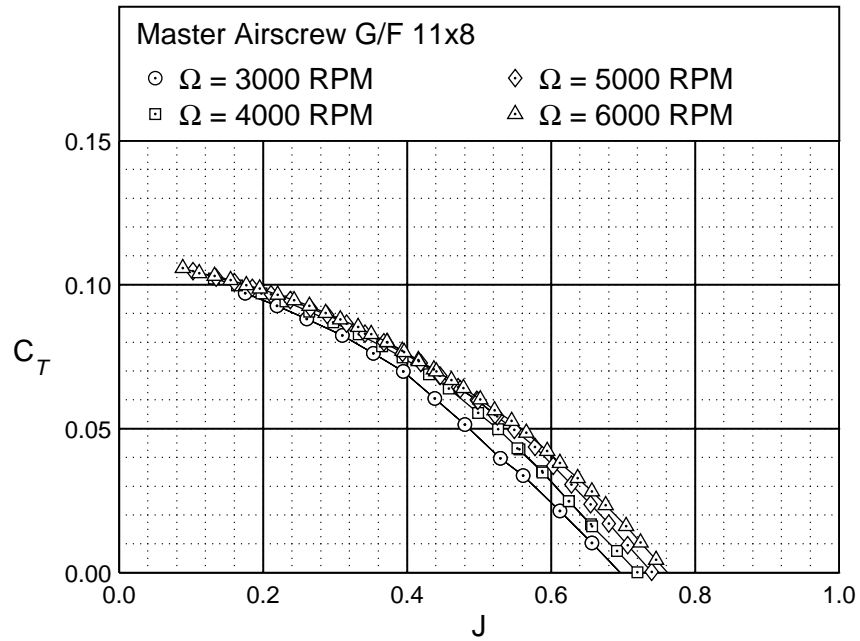


Figure 5.429: Master Airscrew G/F 11×8 thrust characteristics.

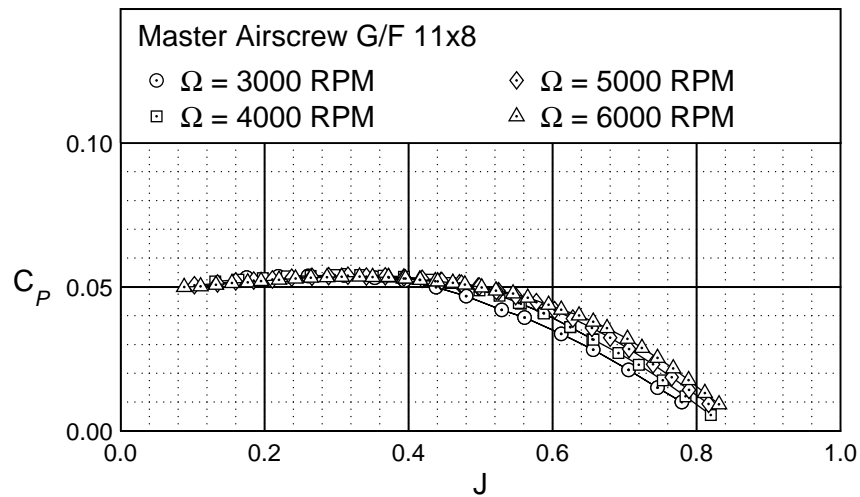


Figure 5.430: Master Airscrew G/F 11×8 power characteristics.

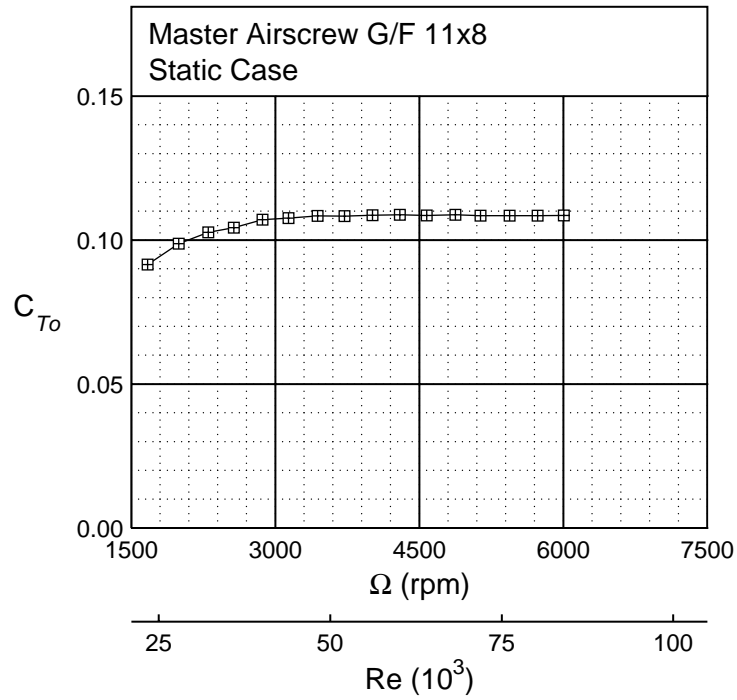


Figure 5.431: Master Airscrew G/F 11×8 static thrust.

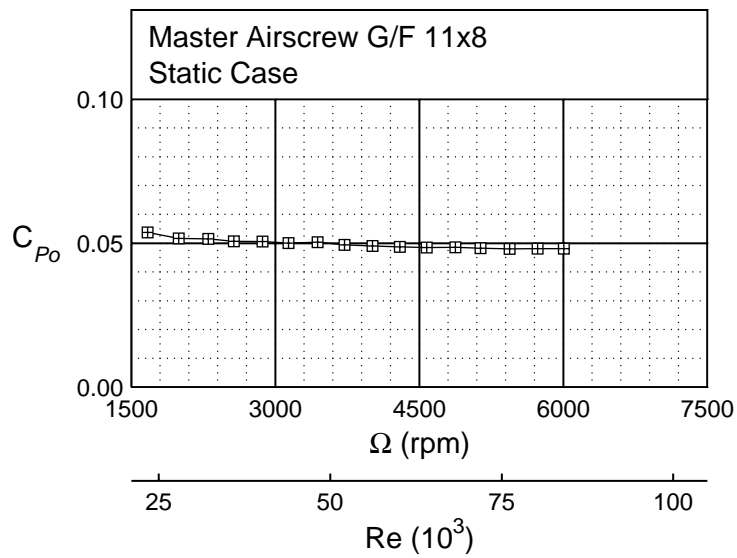

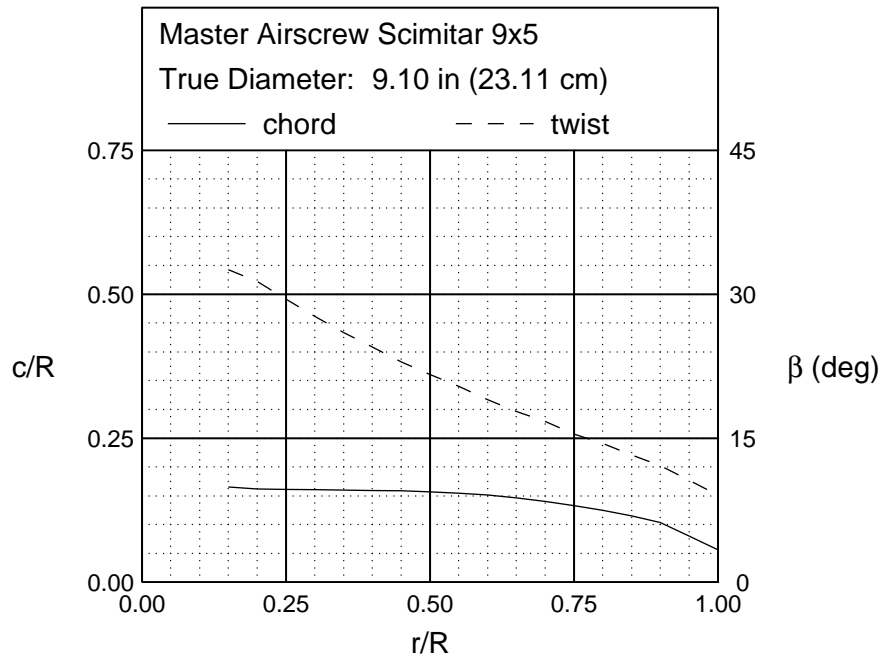


Figure 5.432: Master Airscrew G/F 11×8 static power.



Front View



Side View

Figure 5.433: Master Airscrew Scimitar 9×5 geometric characteristics.

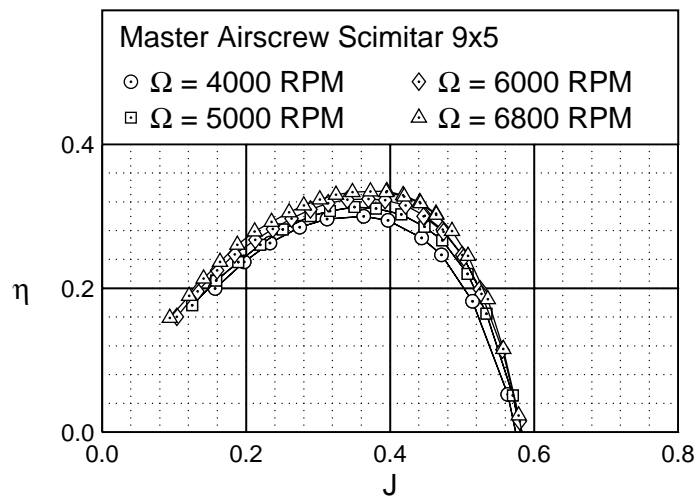


Figure 5.434: Master Airscrew Scimitar 9×5 efficiency curves.

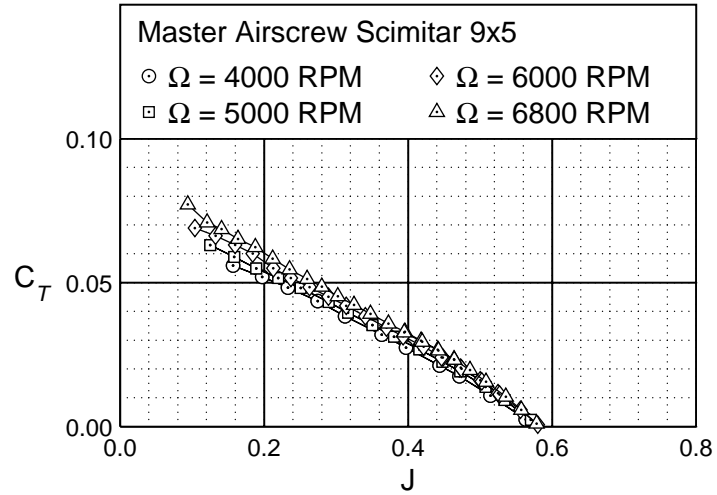


Figure 5.435: Master Airscrew Scimitar 9x5 thrust characteristics.

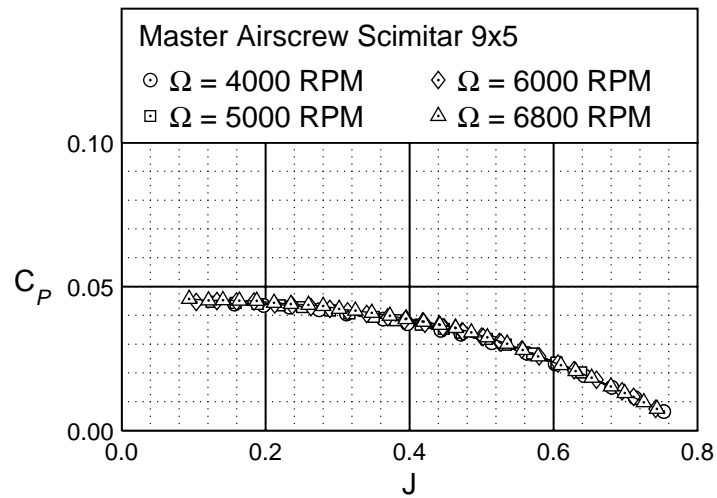


Figure 5.436: Master Airscrew Scimitar 9x5 power characteristics.

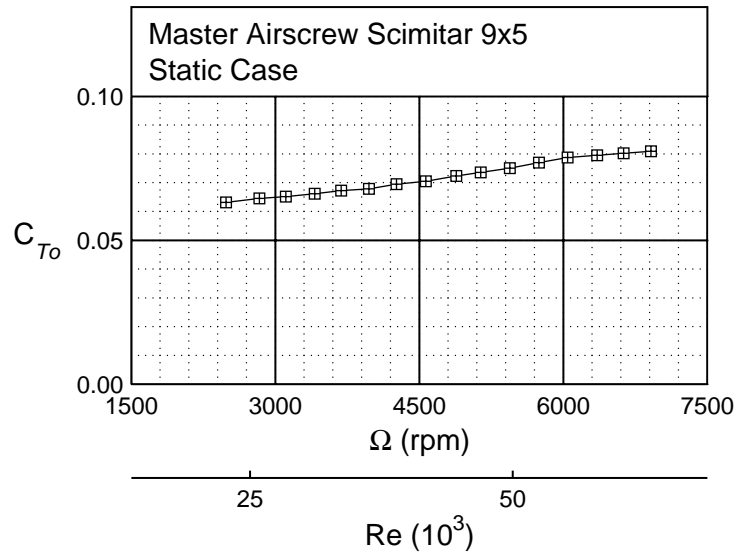


Figure 5.437: Master Airscrew Scimitar 9×5 static thrust.

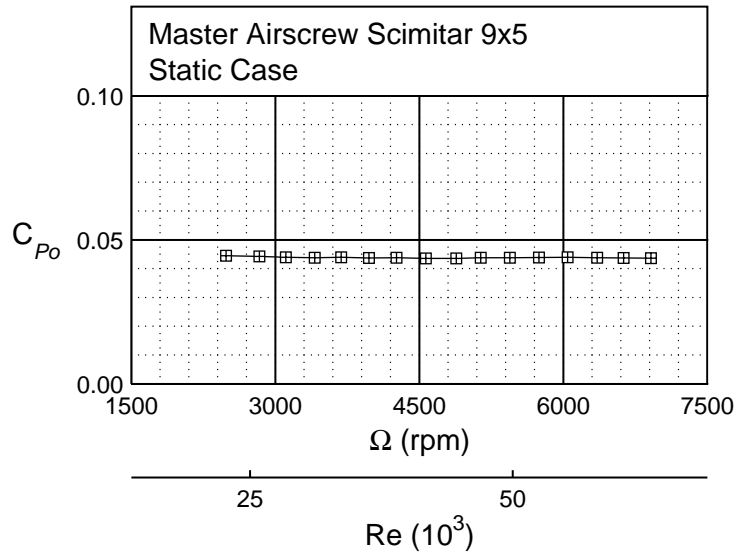
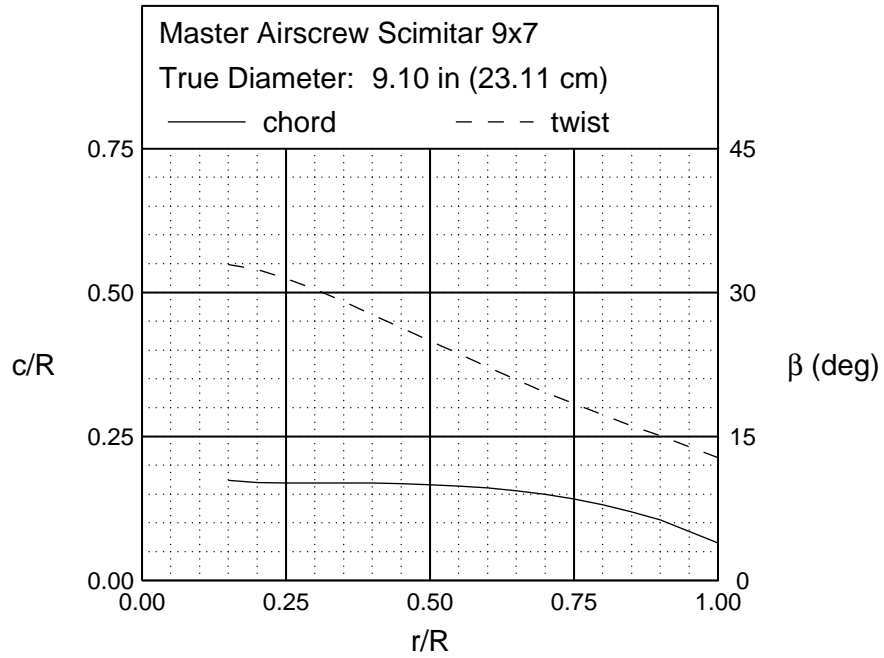


Figure 5.438: Master Airscrew Scimitar 9×5 static power.



Front View



Side View

Figure 5.439: Master Airscrew Scimitar 9×7 geometric characteristics.

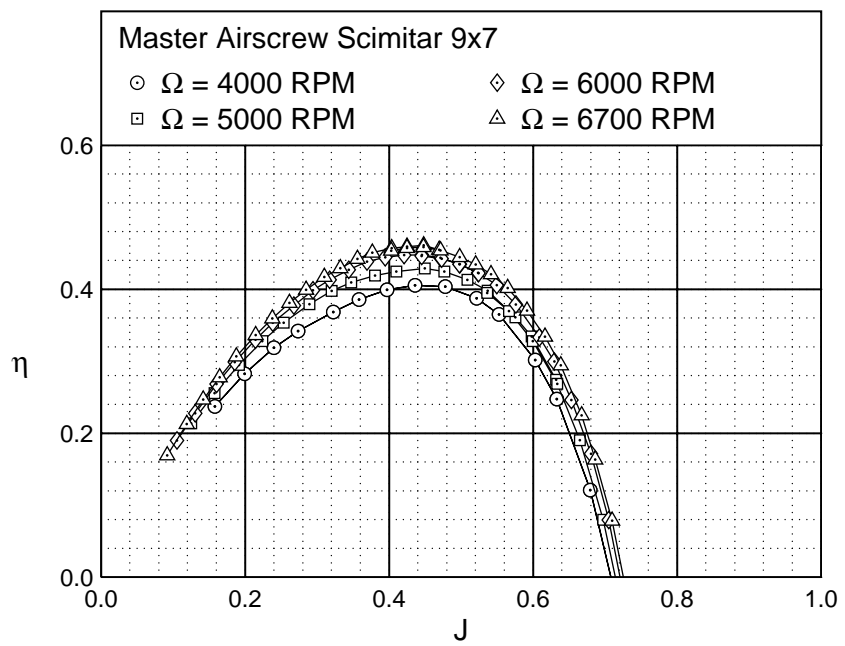


Figure 5.440: Master Airscrew Scimitar 9x7 efficiency curves.

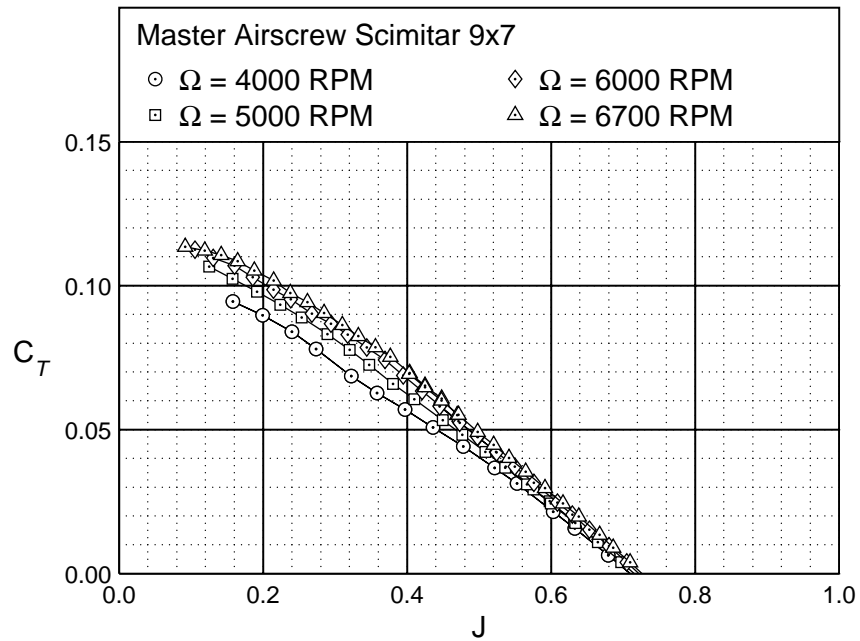


Figure 5.441: Master Airscrew Scimitar 9×7 thrust characteristics.

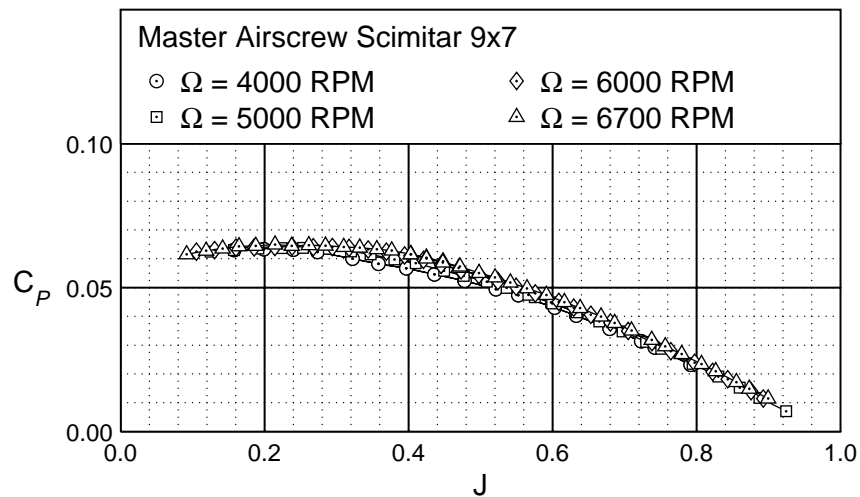


Figure 5.442: Master Airscrew Scimitar 9×7 power characteristics.

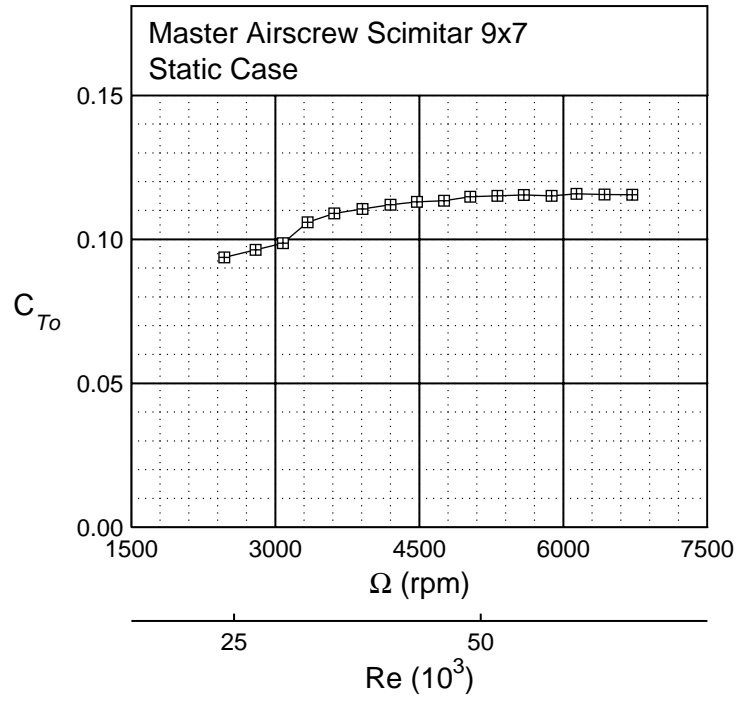


Figure 5.443: Master Airscrew Scimitar 9×7 static thrust.

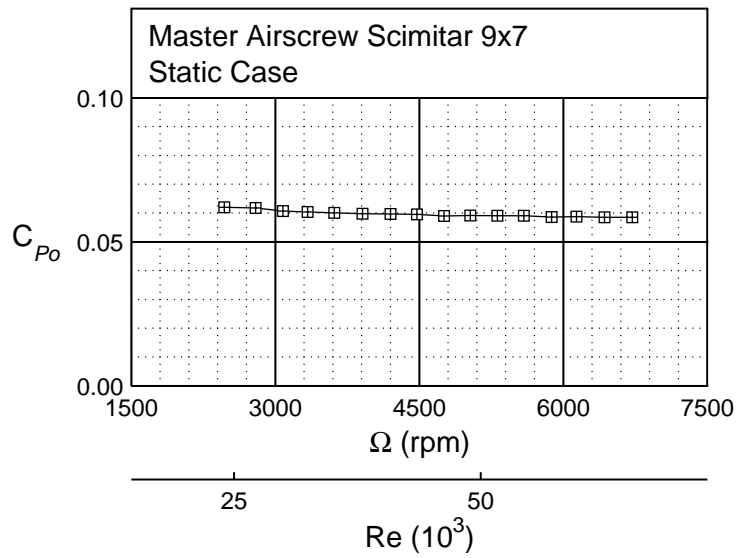
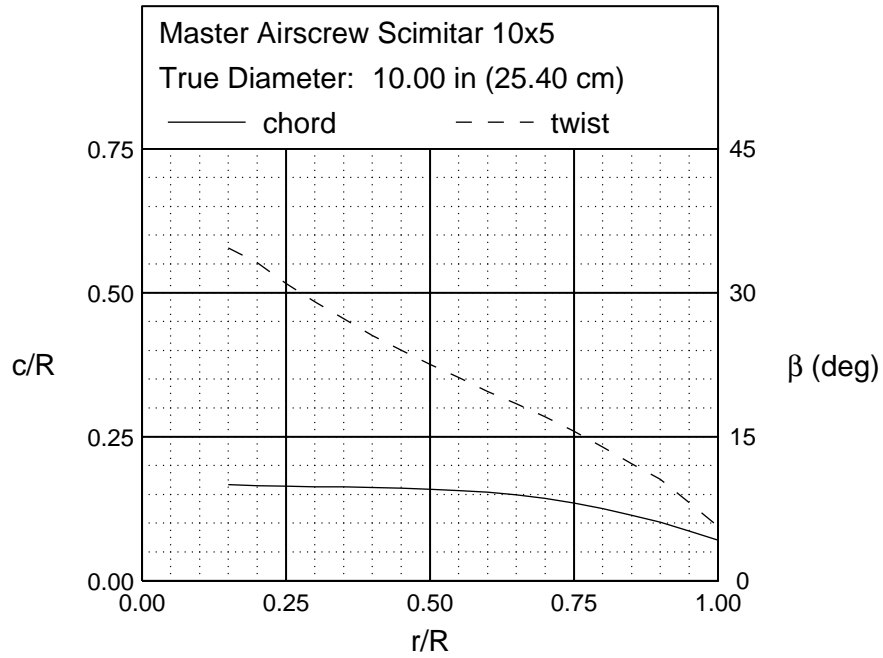


Figure 5.444: Master Airscrew Scimitar 9×7 static power.



Front View



Side View

Figure 5.445: Master Airscrew Scimitar 10×5 geometric characteristics.

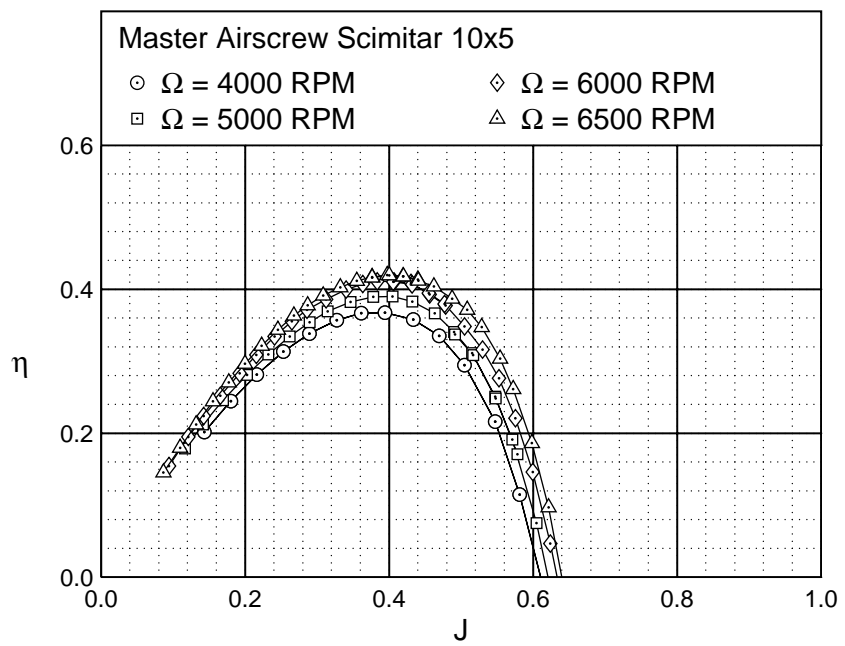


Figure 5.446: Master Airscrew Scimitar 10x5 efficiency curves.

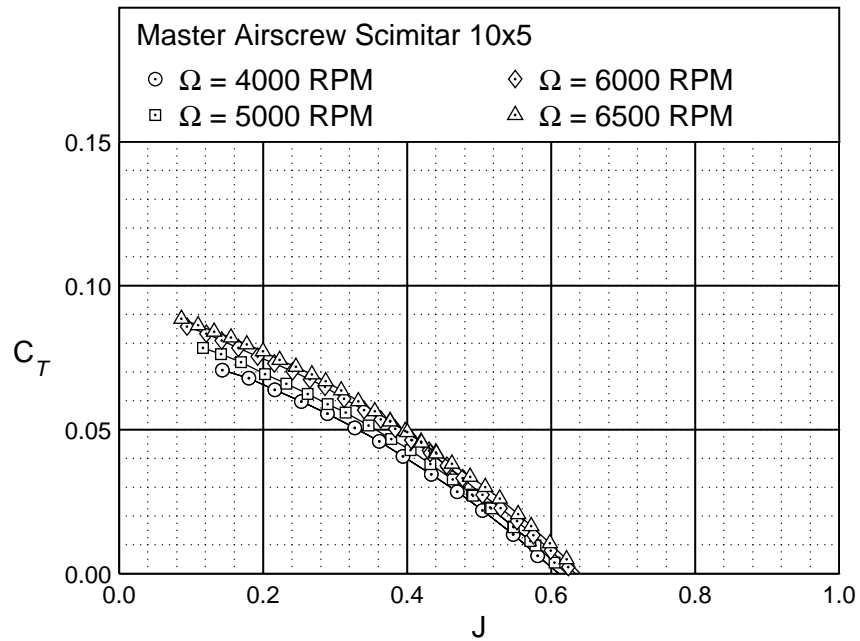


Figure 5.447: Master Airscrew Scimitar 10×5 thrust characteristics.

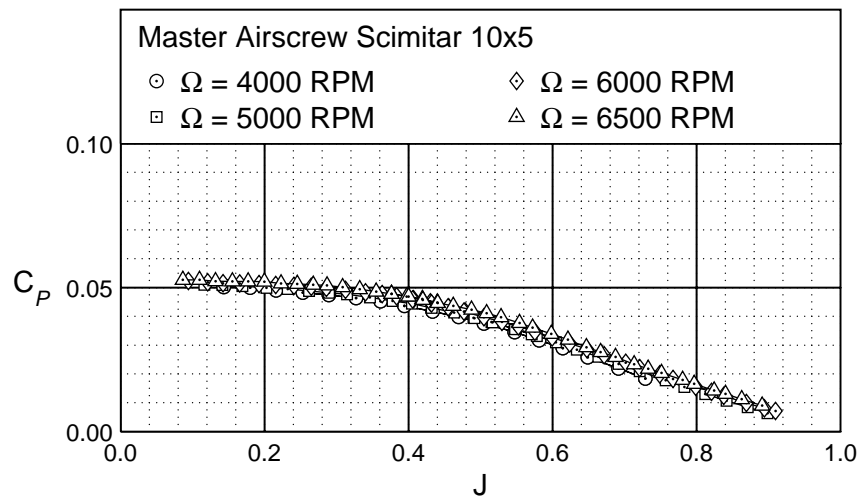


Figure 5.448: Master Airscrew Scimitar 10×5 power characteristics.

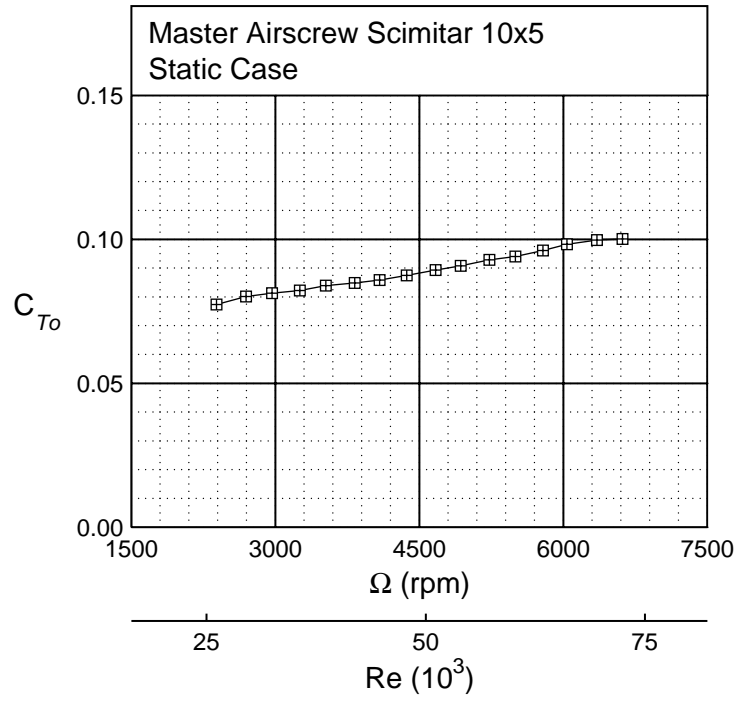


Figure 5.449: Master Airscrew Scimitar 10×5 static thrust.

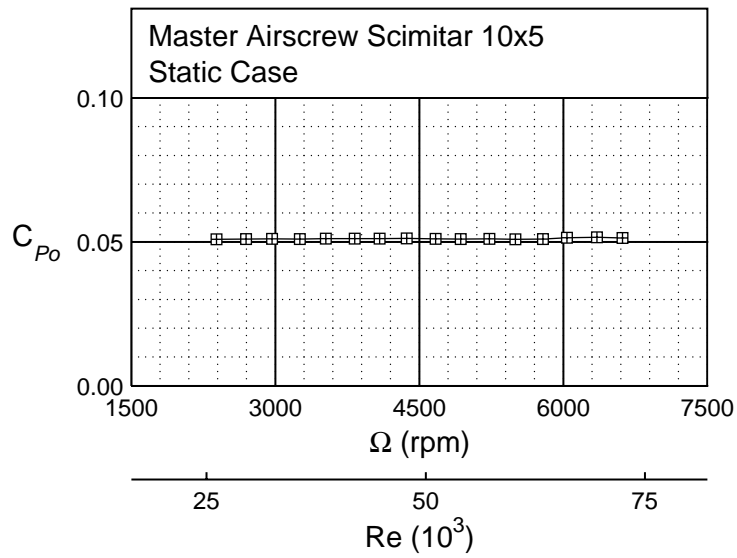
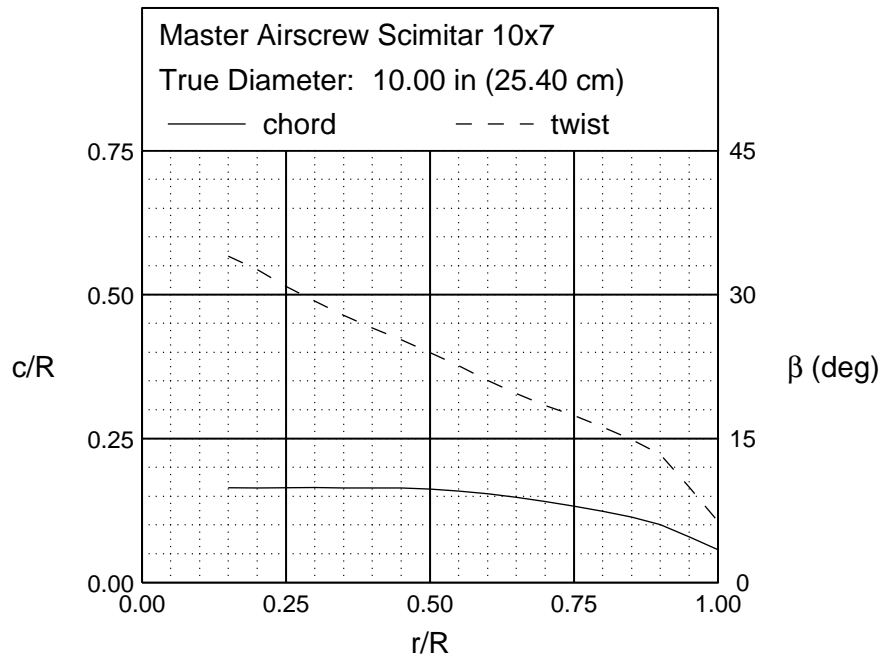


Figure 5.450: Master Airscrew Scimitar 10×5 static power.



Front View



Side View

Figure 5.451: Master Airscrew Scimitar 10x7 geometric characteristics.

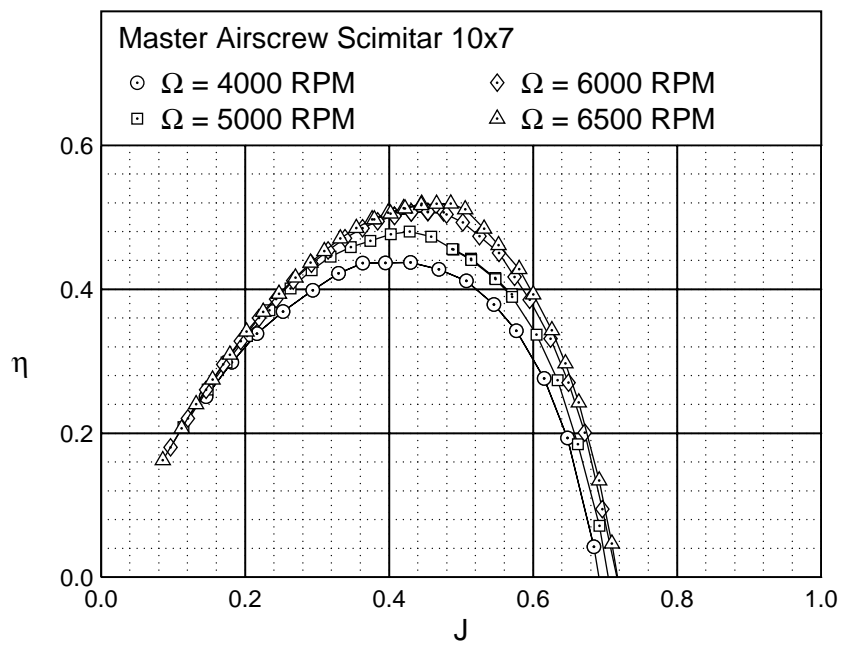


Figure 5.452: Master Airscrew Scimitar 10x7 efficiency curves.

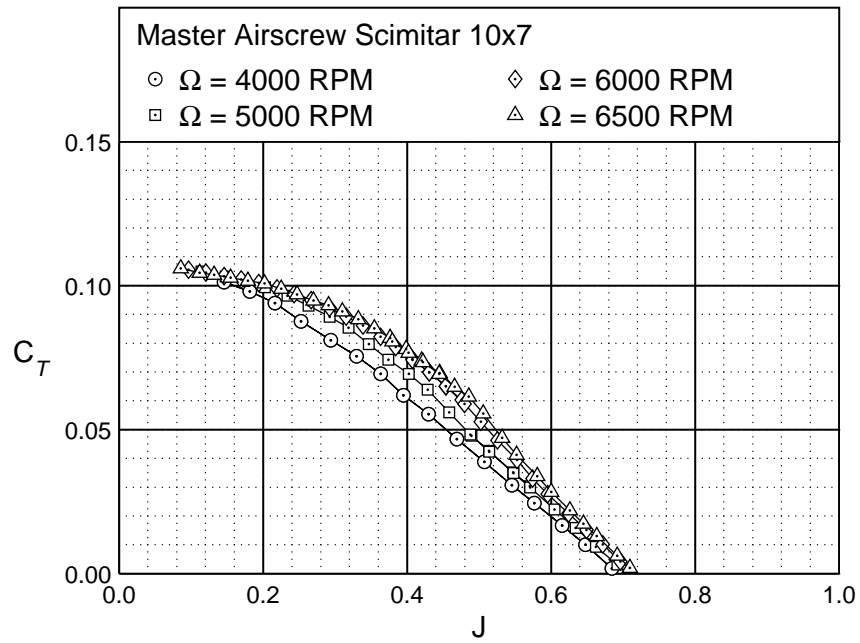


Figure 5.453: Master Airscrew Scimitar 10×7 thrust characteristics.

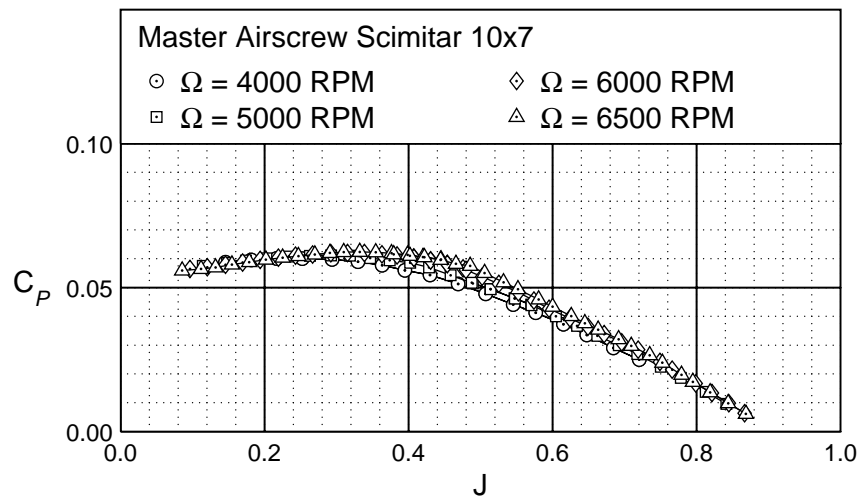


Figure 5.454: Master Airscrew Scimitar 10×7 power characteristics.

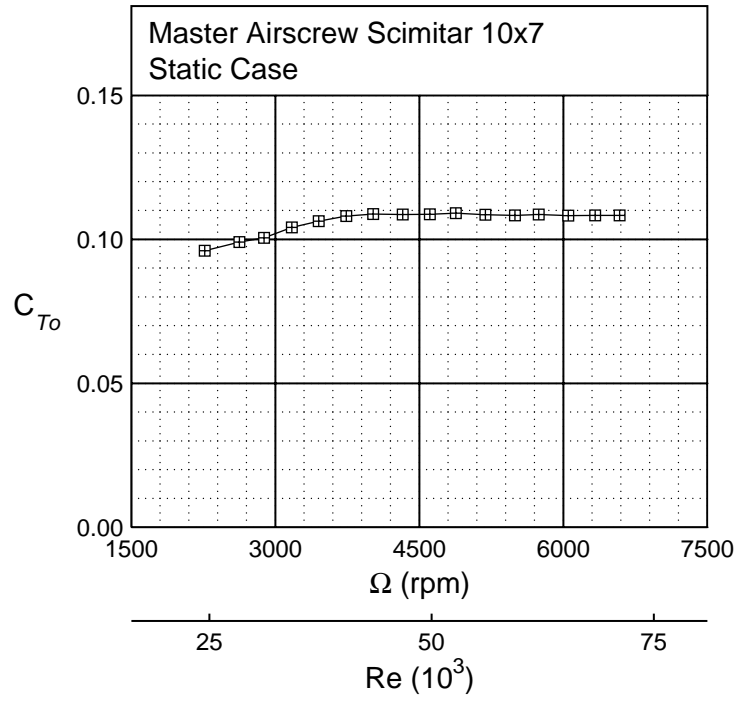


Figure 5.455: Master Airscrew Scimitar 10x7 static thrust.

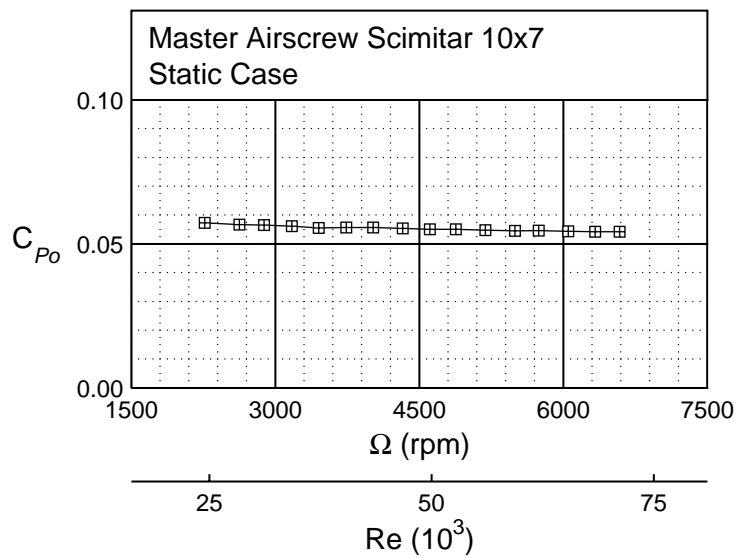
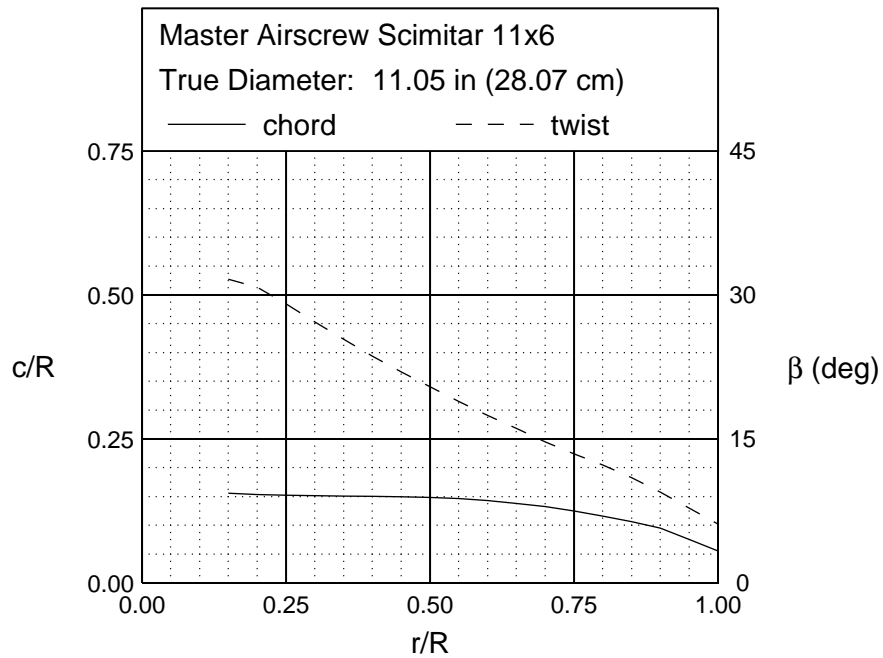


Figure 5.456: Master Airscrew Scimitar 10x7 static power.



Front View



Side View

Figure 5.457: Master Airscrew Scimitar 11x6 geometric characteristics.

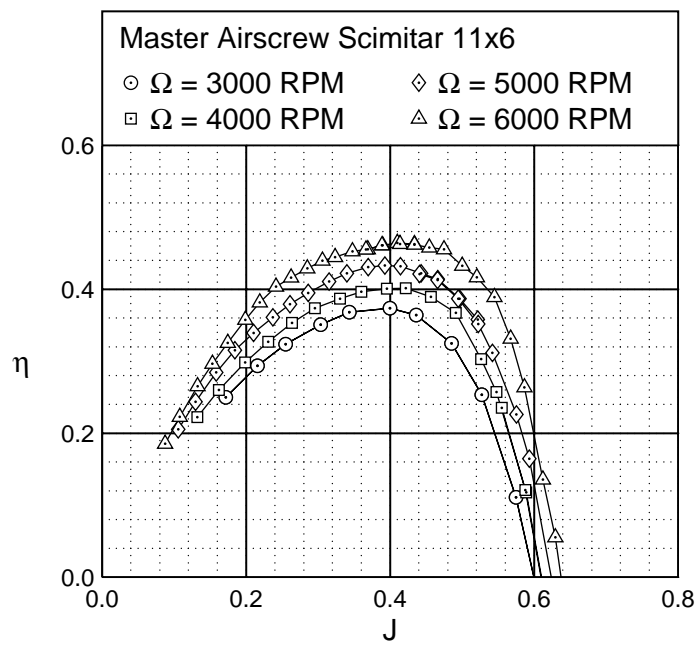


Figure 5.458: Master Airscrew Scimitar 11×6 efficiency curves.

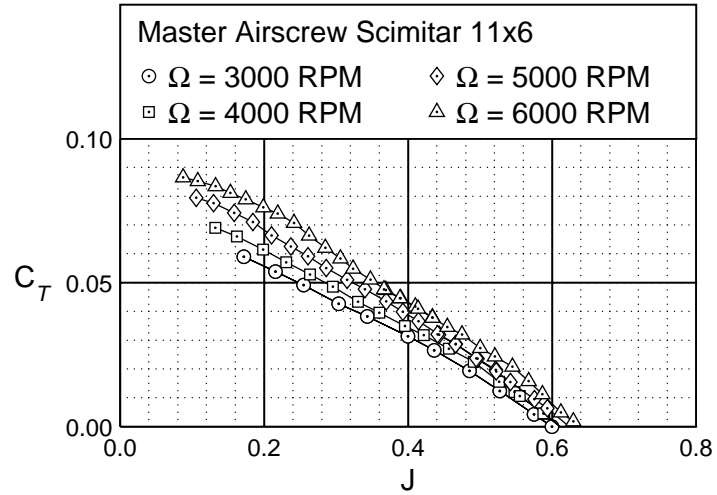


Figure 5.459: Master Airscrew Scimitar 11×6 thrust characteristics.

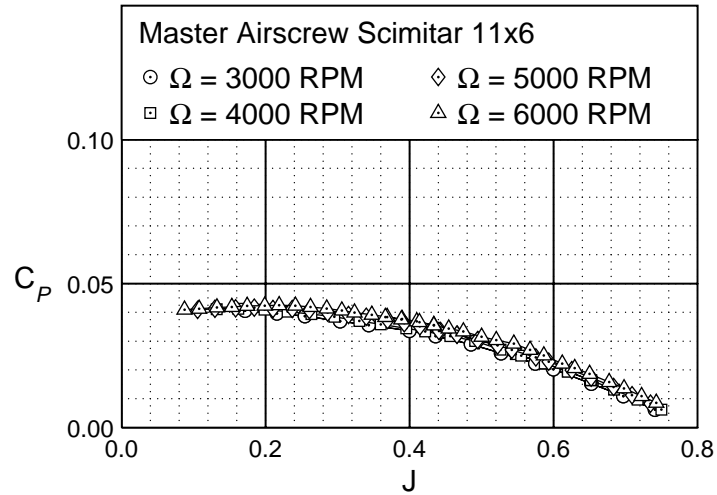


Figure 5.460: Master Airscrew Scimitar 11×6 power characteristics.

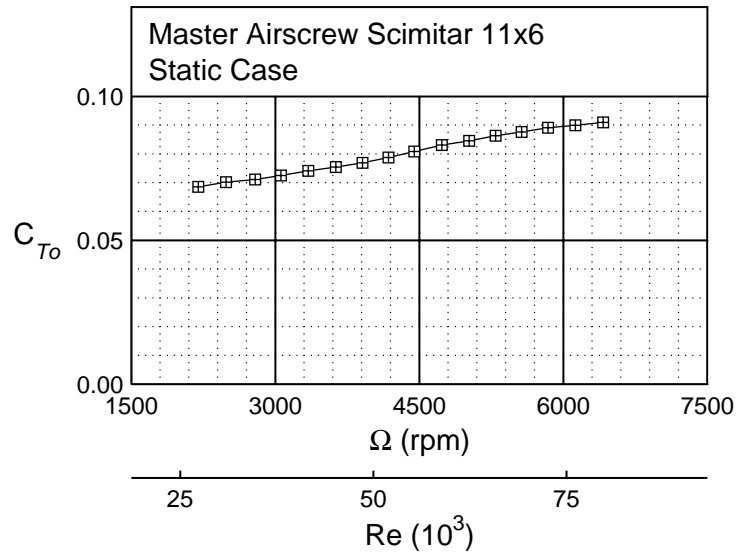


Figure 5.461: Master Airscrew Scimitar 11×6 static thrust.

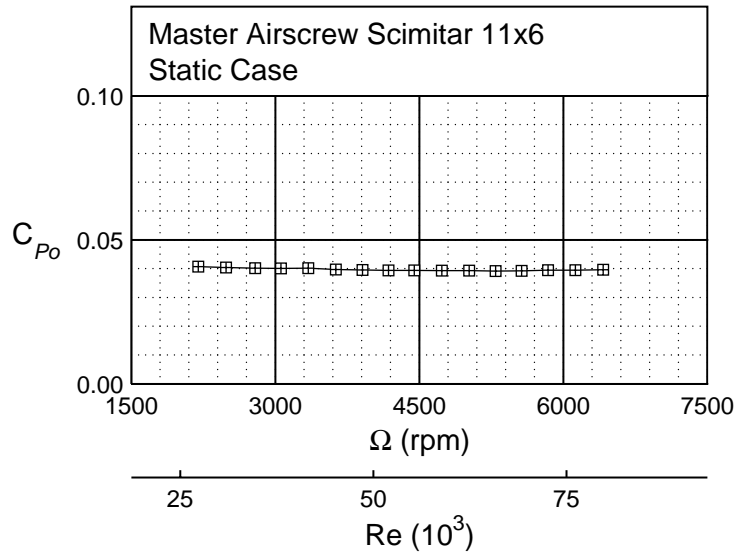
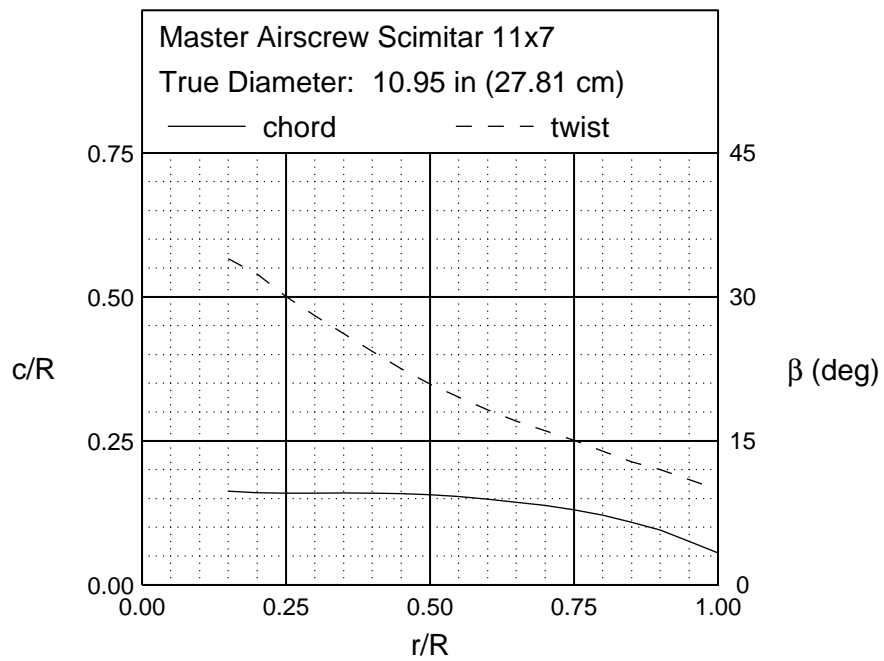


Figure 5.462: Master Airscrew Scimitar 11×6 static power.



Front View



Side View

Figure 5.463: Master Airscrew Scimitar 11×7 geometric characteristics.

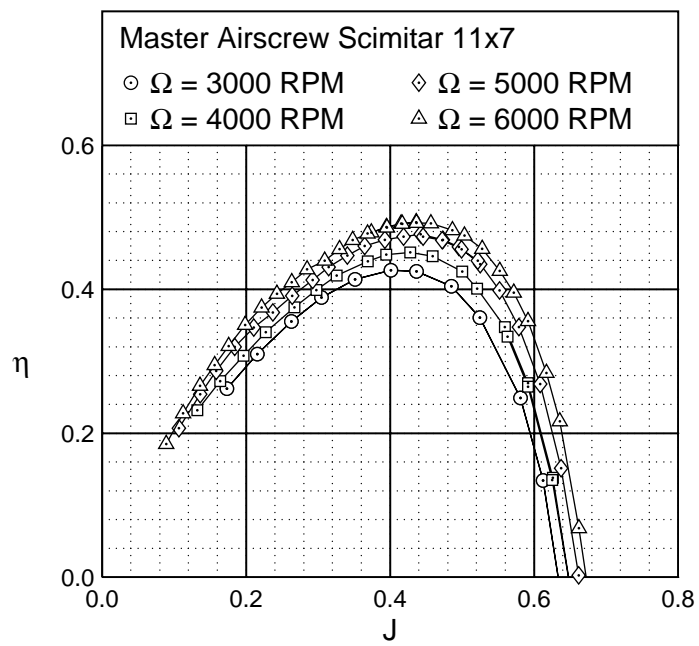


Figure 5.464: Master Airscrew Scimitar 11×7 efficiency curves.

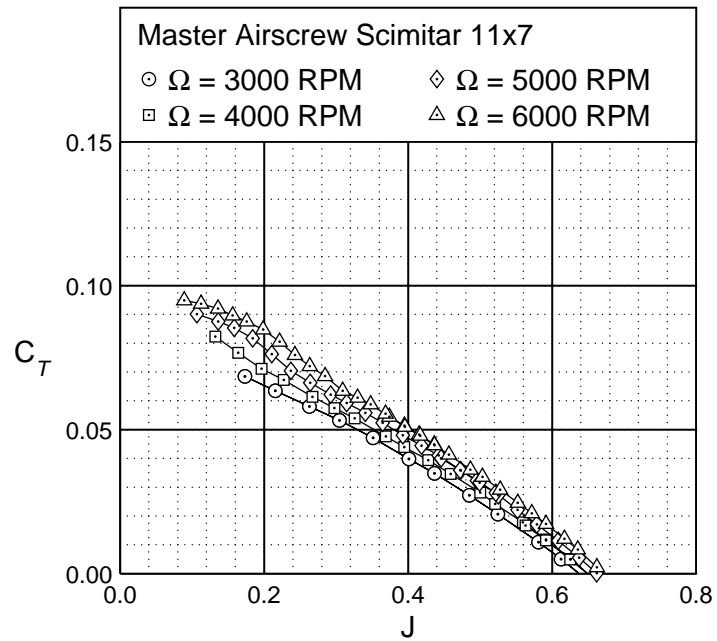


Figure 5.465: Master Airscrew Scimitar 11×7 thrust characteristics.

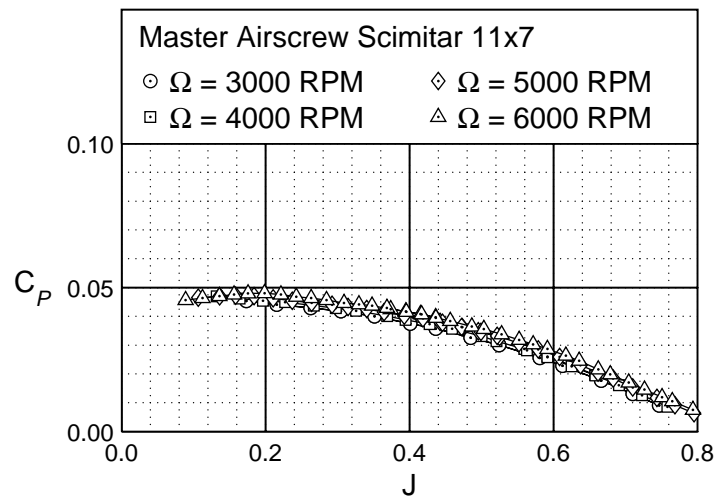


Figure 5.466: Master Airscrew Scimitar 11×7 power characteristics.

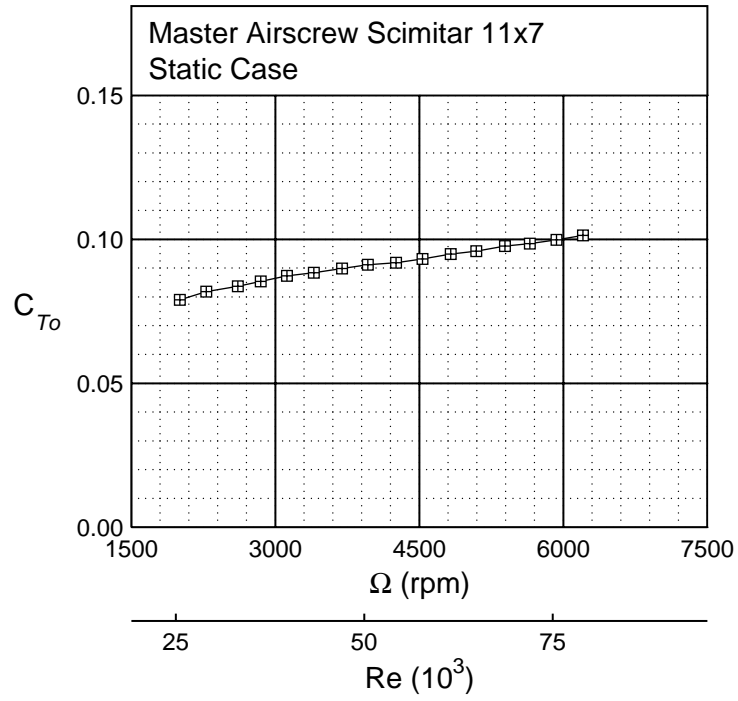


Figure 5.467: Master Airscrew Scimitar 11×7 static thrust.

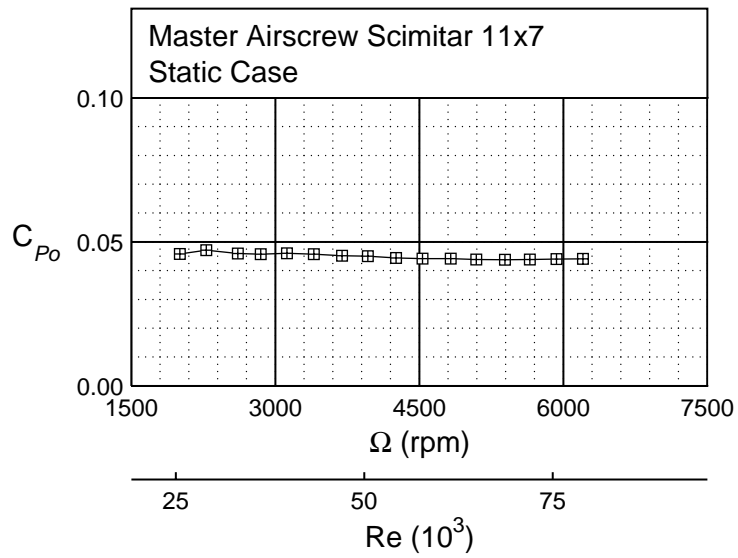
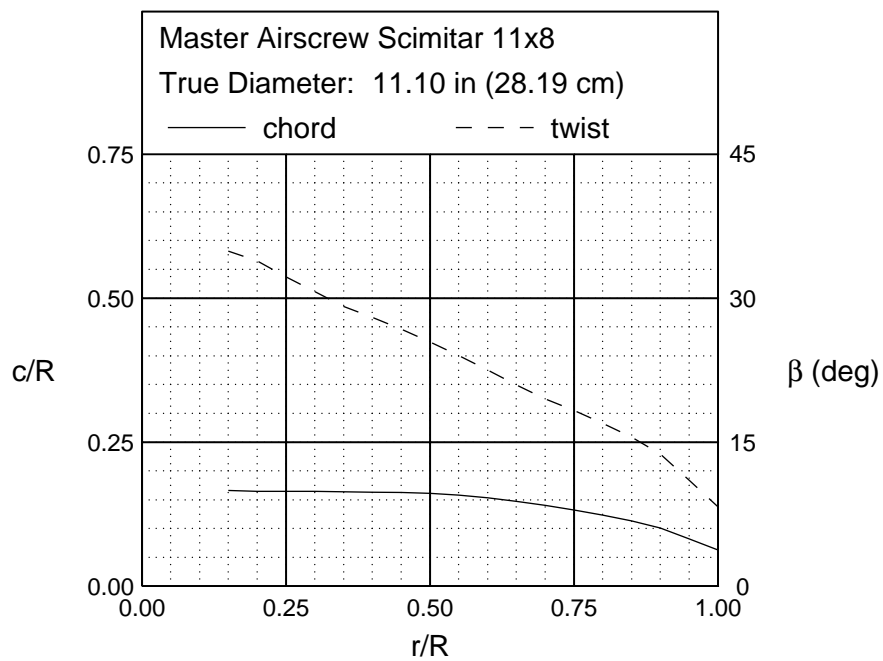


Figure 5.468: Master Airscrew Scimitar 11×7 static power.



Front View



Side View

Figure 5.469: Master Airscrew Scimitar 11×8 geometric characteristics.

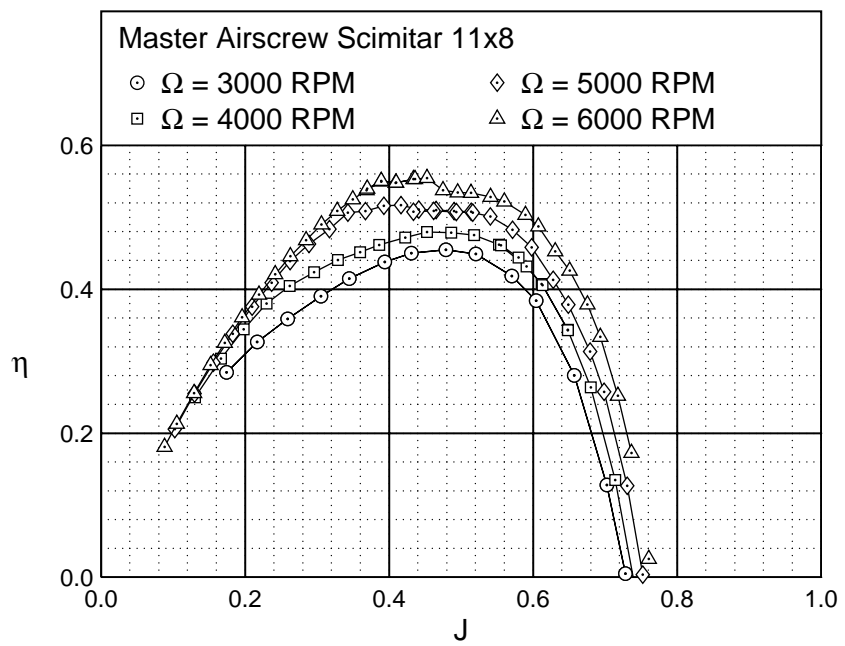


Figure 5.470: Master Airscrew Scimitar 11×8 efficiency curves.

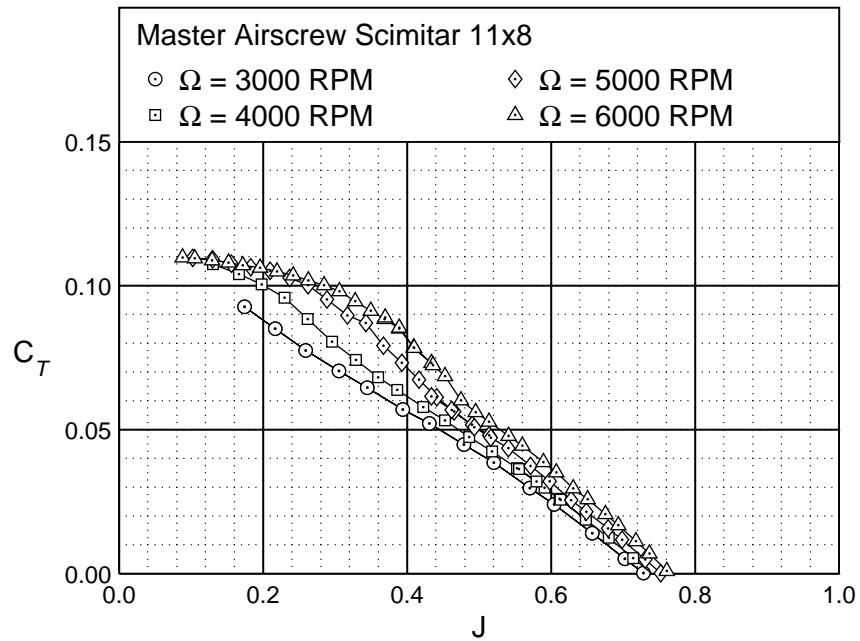


Figure 5.471: Master Airscrew Scimitar 11×8 thrust characteristics.

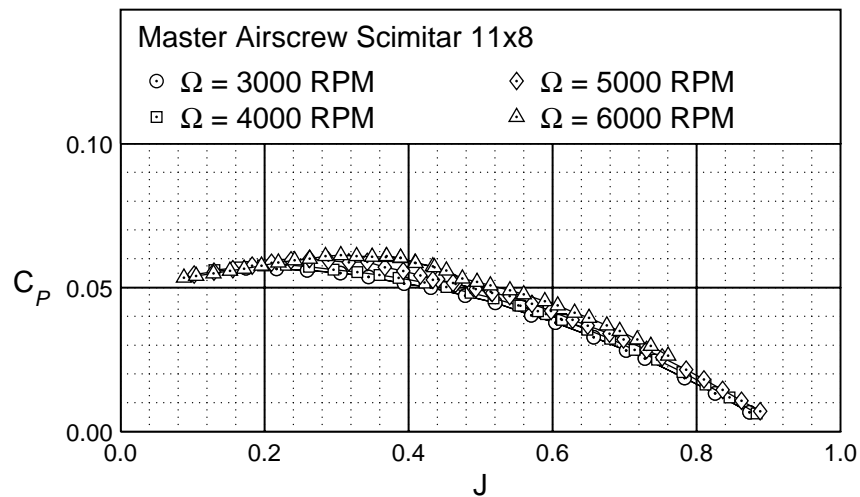


Figure 5.472: Master Airscrew Scimitar 11×8 power characteristics.

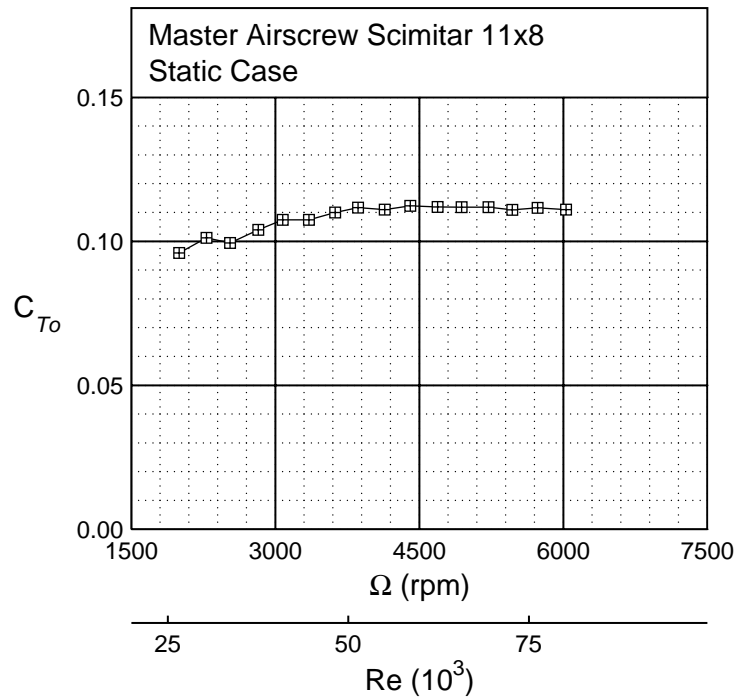


Figure 5.473: Master Airscrew Scimitar 11×8 static thrust.

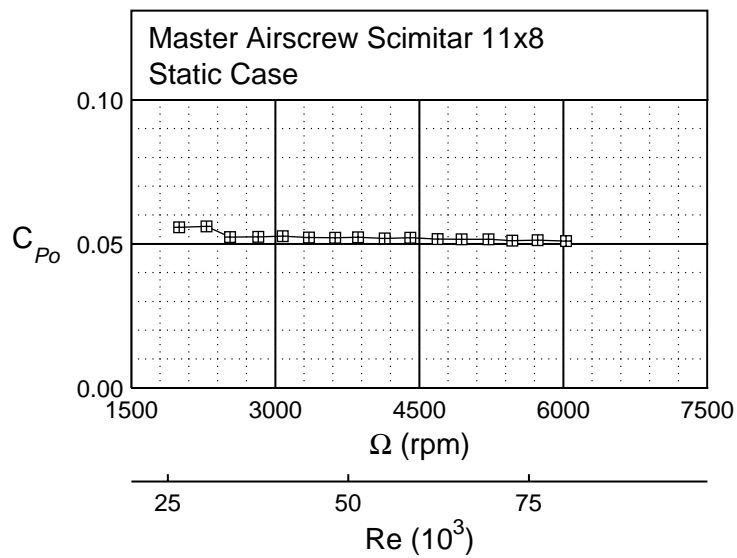


Figure 5.474: Master Airscrew Scimitar 11×8 static power.

Chapter 6

Conclusions

The work presented in the previous chapters shows that a large collection of high-quality propeller performance data has been collected. This data can be used for several purposes. Chapters 4–5 show that there are several interesting aerodynamic trends that warrant further studies. Finally, since the testing procedure has proven to be both reliable and quick, there are several options for future work.

6.1 Applying the Data

The simplest and most direct way to use the data presented here is for aircraft designers to use the data to appropriately select off-the-shelf propellers for a given aircraft design. Traditionally, model aircraft enthusiasts may have been satisfied with any propeller that supplied the required thrust and supplied satisfactory flight times. This data can be combined with motor performance characteristics to maximize the overall efficiency of a propulsion system, allowing designers to maximize either range or endurance. Given that small UAVs are being considered for a wide range of unique missions, the ability to maximize performance over a range of operating conditions will prove to be quite valuable.

Another way that this data can be used involves improving prediction capabilities. There are many methods that can be used for propeller performance predictions, one of which is PROPID, the software that was used to perform the predictions given in Section 3.3. The

results and discussion contained in Section 3.3 show that there is a need to improve prediction capabilities. Accordingly, it would be appropriate to use the data presented here to refine these methods for application to small-scale propellers.

Finally, the data can be used to improve propeller design. With the geometric and performance data presented in Chapter 5, both favorable and adverse design characteristics can be highlighted. The knowledge gained from such a survey could be used to design a propeller that maximizes efficiency and minimizes any of the unfavorable trends observed in the data. Iterating on designs, and investigating the performance improvements, will allow continued improvement to design capabilities.

6.2 Aerodynamic Analysis

The range of trends that are found in the data indicate that there could be a range of aerodynamic mechanisms contributing to the variations in performance. The suggestions made above to improve both prediction and design capabilities could be performed using empirical methods, but the improvements would be all the more useful if the aerodynamic mechanisms involved were well understood. Accordingly, a range of studies could be performed to determine which aerodynamic mechanisms are at the root of the performance variations. Given that there are so many ways that these studies could be performed, specific suggestions are not given here.

6.3 Future Testing

Although performance data for 79 propeller is presented here, there is still much that can be done to extend the effort. The propellers tested here are all fixed-pitch, non-folding, 2-bladed propellers, most of which have diameters ranging from 9 in. to 11 in. Looking at all of the options that are available for model aircraft, it is evident that only a small subset has been

tested here. Simply to expand the data base, it is suggested that the test be adapted to test a wider range of propellers, including folding and variable pitch propellers as well as a larger diameter range. Making improvements to facilitate these options and performing the tests would further expand the data base so that the above suggestions could be performed with a wider range of performance data.

Beyond testing more propellers, it is also desirable to have performance data for off-design conditions. Two such cases that should be studied are the yawed propeller and the contaminated or damaged propeller. To test the propeller in yaw, the rig would simply be placed at the desired yaw angle. However, the velocity correction methods would need be examined and adjusted appropriately to ensure their validity. Testing a damaged or contaminated propeller would involve simulating damage or contaminations that are expected to develop. The contaminations could include, but are not limited to, ice or bug accretion.

Appendix A

Tabulated Geometry

In this appendix, the geometry of the propellers tested is provided in tabular form. Table A.1 provides the thickness ratios of the hub and tip used in the digitization process, the true diameter of each propeller, and the chord length at the three-quarter radial position for all propellers tested. The thickness ratios used are not necessarily the true airfoil thickness ratios, but the thickness ratios that are used by *PropellerScanner* to correct for the optical effects of the airfoil thickness (see Ref. [31]). These were estimated simply by analyzing the propeller and estimating the apparent thickness. For every propeller tested, the normalized chord and pitch distributions are given at 18 linearly spaced radial locations ranging from the 15% radial position to the tip.

Table A.1: Summary of Propeller Geometry

Brand	Style	Designation	$(t/c)_{hub}$	$(t/c)_{tip}$	D_{true} (in)	$c_{0.75R}$ (in)
APC	Slow Flyer	9×4.7	0.06	0.06	8.90	0.886
		9×6	0.06	0.06	9.00	0.905
		10×4.7	0.06	0.06	10.00	0.985
		10×7	0.06	0.06	10.05	0.990
		11×3.8	0.06	0.06	11.00	1.111
		11×4.7	0.06	0.06	11.00	1.095
		11×7	0.06	0.06	11.00	1.111
APC	Sport	9×5	0.12	0.08	9.00	0.657
		9×7	0.12	0.08	9.00	0.662
		10×6	0.12	0.08	10.00	0.770
		10×8	0.12	0.08	10.00	0.775
		11×4	0.12	0.08	11.00	0.787
		11×5	0.12	0.08	11.00	0.781
		11×6	0.12	0.08	11.00	0.792
		11×7	0.12	0.08	11.00	0.787
		11×8	0.12	0.08	11.00	0.787
		11×9	0.12	0.08	11.00	0.792
APC	120 Pattern	14×13	0.12	0.08	14.00	1.008
APC	Thin Electric	9×4.5	0.12	0.06	9.00	0.675
		9×6	0.12	0.06	9.00	0.675
		10×5	0.12	0.06	10.00	0.640
		10×7	0.12	0.06	10.00	0.645
		11×5.5	0.12	0.06	11.00	0.666

Table A.1: Summary of Propellers Geometry (*continued*)

Brand	Style	Designation	$(t/c)_{hub}$	$(t/c)_{tip}$	D_{true} (in)	$c_{0.75R}$ (in)
		11×7	0.12	0.06	11.00	0.688
		11×8	0.12	0.06	11.00	0.677
		11×8.5	0.12	0.06	11.00	0.677
		11×10	0.12	0.06	11.00	0.688
		14×12	0.12	0.06	14.00	0.721
		17×12	0.12	0.06	17.00	0.884
		19×12	0.12	0.06	19.00	0.969
Graupner	CAM Prop	9×4	0.12	0.06	9.10	0.551
		9×6	0.12	0.06	9.20	0.616
		10×6	0.12	0.06	10.00	0.650
		10×8	0.12	0.06	10.00	0.675
		11×4	0.12	0.06	11.15	0.680
		11×6	0.12	0.06	11.20	0.666
		11×8	0.12	0.06	11.20	0.717
Graupner	CAM Slim	9×6	0.06	0.06	9.15	0.769
		10×6	0.06	0.06	9.90	0.747
		10×8	0.06	0.06	9.90	0.752
Graupner	Slim	9×5	0.06	0.06	9.15	0.737
Graupner	Super Nylon	9×5	0.08	0.08	9.05	0.796
		9×7	0.08	0.08	9.05	0.787
		10×6	0.08	0.08	9.85	0.832
		10×7	0.08	0.08	9.85	0.822
		11×6	0.08	0.08	11.05	0.928

Table A.1: Summary of Propellers Geometry (*continued*)

Brand	Style	Designation	$(t/c)_{hub}$	$(t/c)_{tip}$	D_{true} (in)	$c_{0.75R}$ (in)
		11×8	0.08	0.08	11.10	0.944
GWS	Direct Drive	9×5	0.06	0.06	9.00	0.675
		10×6	0.06	0.06	10.00	0.695
		11×7	0.06	0.06	11.00	0.820
GWS	Slow Flyer	9×4.7	0.06	0.06	9.05	0.891
		9×7	0.06	0.06	9.00	0.895
		10×4.7	0.06	0.06	10.10	1.040
		10×8	0.06	0.06	10.05	1.005
		11×4.7	0.06	0.06	11.00	1.122
		11×8	0.06	0.06	11.00	1.084
Kyosho		9×6	0.12	0.08	9.00	0.599
		10×6	0.12	0.08	10.00	0.675
		10×7	0.12	0.08	10.00	0.680
		11×7	0.12	0.08	11.00	0.737
		11×9	0.12	0.08	11.00	0.732
Master Airscrew	Electric	9×6	0.08	0.08	9.10	0.692
		10×7	0.08	0.08	10.10	0.727
		11×7	0.08	0.08	11.10	0.816
Master Airscrew	G/F	9×4	0.12	0.06	9.00	0.644
		9×6	0.12	0.06	9.00	0.635
		10×6	0.12	0.06	10.10	0.777
		10×8	0.12	0.06	10.10	0.788
		11×4	0.12	0.06	11.00	0.781

Table A.1: Summary of Propellers Geometry (*continued*)

Brand	Style	Designation	$(t/c)_{hub}$	$(t/c)_{tip}$	D_{true} (in)	$c_{0.75R}$ (in)
		11×6	0.12	0.06	11.00	0.781
		11×7	0.12	0.06	11.00	0.770
		11×8	0.12	0.06	11.00	0.787
Master Airscrew	Scimitar	9×5	0.12	0.06	9.10	0.605
		9×7	0.12	0.06	9.10	0.642
		10×5	0.12	0.06	10.00	0.675
		10×7	0.12	0.06	10.00	0.665
		11×6	0.12	0.06	11.05	0.691
		11×7	0.12	0.06	10.95	0.712
		11×8	0.12	0.06	11.10	0.733

APC Slow Flyer 9×4.7		
r/R	c/R	β
0.15	0.127	27.54
0.20	0.135	25.28
0.25	0.158	26.08
0.30	0.178	25.47
0.35	0.195	24.07
0.40	0.209	22.18
0.45	0.219	20.00
0.50	0.225	18.18
0.55	0.227	16.38
0.60	0.226	14.83
0.65	0.221	13.63
0.70	0.212	12.56
0.75	0.199	11.56
0.80	0.182	10.65
0.85	0.161	9.68
0.90	0.135	8.51
0.95	0.097	6.72
1.00	0.058	4.89

APC Slow Flyer 9×6		
r/R	c/R	β
0.15	0.122	37.73
0.20	0.133	39.74
0.25	0.156	36.96
0.30	0.176	33.71
0.35	0.193	30.82
0.40	0.207	28.05
0.45	0.218	25.25
0.50	0.225	22.79
0.55	0.227	20.71
0.60	0.227	18.88
0.65	0.222	17.24
0.70	0.214	15.79
0.75	0.201	14.54
0.80	0.183	13.40
0.85	0.162	12.30
0.90	0.136	11.40
0.95	0.097	10.33
1.00	0.056	9.26

APC Slow Flyer 10×4.7		
r/R	c/R	β
0.15	0.109	21.11
0.20	0.132	23.90
0.25	0.156	24.65

0.30	0.176	24.11
0.35	0.193	22.78
0.40	0.206	21.01
0.45	0.216	19.00
0.50	0.223	17.06
0.55	0.226	15.33
0.60	0.225	13.82
0.65	0.219	12.51
0.70	0.210	11.36
0.75	0.197	10.27
0.80	0.179	9.32
0.85	0.157	8.36
0.90	0.130	7.27
0.95	0.087	6.15
1.00	0.042	5.04

APC Slow Flyer 10×7		
r/R	c/R	β
0.15	0.109	34.86
0.20	0.132	37.60
0.25	0.155	36.15
0.30	0.175	33.87
0.35	0.192	31.25
0.40	0.206	28.48
0.45	0.216	25.60
0.50	0.222	22.79
0.55	0.225	20.49
0.60	0.224	18.70
0.65	0.219	17.14
0.70	0.210	15.64
0.75	0.197	14.38
0.80	0.180	13.11
0.85	0.159	11.83
0.90	0.133	10.65
0.95	0.092	9.53
1.00	0.049	8.43

APC Slow Flyer 11×3.8		
r/R	c/R	β
0.15	0.112	33.43
0.20	0.135	31.77
0.25	0.157	26.41
0.30	0.177	21.94
0.35	0.194	18.66
0.40	0.208	16.16
0.45	0.218	14.19
0.50	0.225	12.62
0.55	0.228	11.31
0.60	0.227	10.19
0.65	0.222	9.23

0.70	0.214	8.30
0.75	0.202	7.43
0.80	0.185	6.65
0.85	0.165	6.11
0.90	0.140	5.65
0.95	0.100	5.47
1.00	0.060	5.31

APC Slow Flyer 11×4.7		
r/R	c/R	β
0.15	0.112	19.64
0.20	0.137	21.81
0.25	0.160	22.45
0.30	0.181	21.88
0.35	0.198	20.73
0.40	0.211	19.14
0.45	0.221	17.30
0.50	0.227	15.58
0.55	0.230	14.06
0.60	0.228	12.71
0.65	0.222	11.53
0.70	0.213	10.47
0.75	0.199	9.53
0.80	0.181	8.63
0.85	0.158	7.71
0.90	0.132	6.61
0.95	0.084	5.28
1.00	0.035	3.93

APC Slow Flyer 11×7		
r/R	c/R	β
0.15	0.114	28.24
0.20	0.134	31.87
0.25	0.157	32.26
0.30	0.177	31.32
0.35	0.194	29.65
0.40	0.208	27.57
0.45	0.218	25.24
0.50	0.225	22.97
0.55	0.228	20.94
0.60	0.228	19.19
0.65	0.223	17.69
0.70	0.214	16.31
0.75	0.202	15.07
0.80	0.185	13.94
0.85	0.165	12.89
0.90	0.139	11.86
0.95	0.100	11.04
1.00	0.060	10.23

APC Sport Propeller 9×5		
r/R	c/R	β
0.15	0.160	31.68
0.20	0.146	34.45
0.25	0.144	35.93
0.30	0.143	33.33
0.35	0.143	29.42
0.40	0.146	26.25
0.45	0.151	23.67
0.50	0.155	21.65
0.55	0.158	20.02
0.60	0.160	18.49
0.65	0.159	17.06
0.70	0.155	15.95
0.75	0.146	14.87
0.80	0.133	13.82
0.85	0.114	12.77
0.90	0.089	11.47
0.95	0.056	10.15
1.00	0.022	8.82

APC Sport Propeller 9×7		
r/R	c/R	β
0.15	0.180	35.61
0.20	0.158	39.44
0.25	0.157	42.45
0.30	0.156	41.18
0.35	0.154	37.35
0.40	0.155	33.74
0.45	0.157	30.77
0.50	0.160	27.98
0.55	0.162	25.54
0.60	0.162	23.41
0.65	0.161	21.87
0.70	0.156	20.17
0.75	0.147	18.87
0.80	0.134	17.76
0.85	0.115	16.05
0.90	0.091	14.17
0.95	0.057	12.29
1.00	0.024	10.41

APC Sport Propeller 10×6		
r/R	c/R	β
0.15	0.169	31.55
0.20	0.161	37.27
0.25	0.157	39.26

0.30	0.153	36.43
0.35	0.152	33.01
0.40	0.154	29.56
0.45	0.157	26.23
0.50	0.161	23.58
0.55	0.164	21.48
0.60	0.166	19.76
0.65	0.166	18.32
0.70	0.162	17.05
0.75	0.154	15.74
0.80	0.140	14.50
0.85	0.121	13.58
0.90	0.094	12.45
0.95	0.057	10.75
1.00	0.019	9.00

**APC
Sport Propeller
10×8**

r/R	c/R	β
0.15	0.163	34.08
0.20	0.154	42.10
0.25	0.151	45.25
0.30	0.147	42.30
0.35	0.146	38.20
0.40	0.149	34.22
0.45	0.155	30.80
0.50	0.160	27.93
0.55	0.164	25.43
0.60	0.167	23.38
0.65	0.166	21.63
0.70	0.163	19.99
0.75	0.155	18.47
0.80	0.141	16.94
0.85	0.122	15.53
0.90	0.096	13.72
0.95	0.059	11.19
1.00	0.021	8.60

**APC
Sport Propeller
11×4**

r/R	c/R	β
0.15	0.170	28.19
0.20	0.169	30.01
0.25	0.168	30.46
0.30	0.164	27.59
0.35	0.162	23.97
0.40	0.161	21.02
0.45	0.162	18.63
0.50	0.163	16.77
0.55	0.163	15.23
0.60	0.161	13.88
0.65	0.158	12.74

0.70	0.153	11.63
0.75	0.143	10.69
0.80	0.129	9.80
0.85	0.109	8.69
0.90	0.084	7.32
0.95	0.051	6.29
1.00	0.017	5.29

**APC
Sport Propeller
11×5**

r/R	c/R	β
0.15	0.167	27.64
0.20	0.165	30.17
0.25	0.165	31.50
0.30	0.162	29.54
0.35	0.160	26.43
0.40	0.160	23.57
0.45	0.161	21.03
0.50	0.162	18.92
0.55	0.162	17.14
0.60	0.161	15.69
0.65	0.158	14.44
0.70	0.152	13.29
0.75	0.142	12.44
0.80	0.128	11.32
0.85	0.109	10.27
0.90	0.083	9.07
0.95	0.050	7.28
1.00	0.015	5.42

**APC
Sport Propeller
11×6**

r/R	c/R	β
0.15	0.170	30.93
0.20	0.168	34.15
0.25	0.168	35.70
0.30	0.165	33.81
0.35	0.162	30.71
0.40	0.161	27.77
0.45	0.162	25.06
0.50	0.163	22.67
0.55	0.164	20.76
0.60	0.163	19.25
0.65	0.160	17.97
0.70	0.153	16.76
0.75	0.144	15.61
0.80	0.129	14.39
0.85	0.110	13.20
0.90	0.085	12.22
0.95	0.051	10.99
1.00	0.017	9.74

**APC
Sport Propeller
11×7**

r/R	c/R	β
0.15	0.167	31.46
0.20	0.166	36.57
0.25	0.167	39.02
0.30	0.164	37.25
0.35	0.162	34.15
0.40	0.161	31.09
0.45	0.162	28.14
0.50	0.163	25.58
0.55	0.163	23.49
0.60	0.162	21.58
0.65	0.159	19.88
0.70	0.153	18.28
0.75	0.143	16.85
0.80	0.129	15.40
0.85	0.110	14.01
0.90	0.084	12.65
0.95	0.051	11.03
1.00	0.017	9.39

**APC
Sport Propeller
11×8**

r/R	c/R	β
0.15	0.167	33.69
0.20	0.166	39.30
0.25	0.166	42.13
0.30	0.164	40.42
0.35	0.161	37.05
0.40	0.161	33.81
0.45	0.162	30.80
0.50	0.162	27.97
0.55	0.162	25.52
0.60	0.162	23.28
0.65	0.159	21.40
0.70	0.152	19.68
0.75	0.143	18.01
0.80	0.129	16.52
0.85	0.109	15.07
0.90	0.084	13.26
0.95	0.051	11.87
1.00	0.017	10.54

**APC
Sport Propeller
11×9**

r/R	c/R	β
0.15	0.167	36.20
0.20	0.165	42.16
0.25	0.167	45.18

0.30	0.164	43.27
0.35	0.161	39.74
0.40	0.161	36.31
0.45	0.161	33.07
0.50	0.162	30.20
0.55	0.163	27.70
0.60	0.162	25.55
0.65	0.159	23.63
0.70	0.153	21.85
0.75	0.144	20.18
0.80	0.130	18.93
0.85	0.111	17.71
0.90	0.085	16.88
0.95	0.052	15.31
1.00	0.019	13.67

**APC
Sport Propeller
14×13**

r/R	c/R	β
0.15	0.143	37.64
0.20	0.140	44.46
0.25	0.140	47.79
0.30	0.140	46.71
0.35	0.141	43.63
0.40	0.143	39.82
0.45	0.147	36.06
0.50	0.150	32.77
0.55	0.153	29.99
0.60	0.155	27.62
0.65	0.155	25.54
0.70	0.152	23.80
0.75	0.144	22.25
0.80	0.131	20.78
0.85	0.113	19.56
0.90	0.088	18.04
0.95	0.055	16.00
1.00	0.021	13.93

**APC
Thin Electric
9×4.5**

r/R	c/R	β
0.15	0.157	34.80
0.20	0.163	36.50
0.25	0.187	34.26
0.30	0.206	29.64
0.35	0.217	25.62
0.40	0.222	22.53
0.45	0.222	20.25
0.50	0.217	18.37
0.55	0.209	16.83
0.60	0.197	15.51
0.65	0.183	14.38

0.70	0.167	13.45
0.75	0.150	12.56
0.80	0.133	12.09
0.85	0.116	11.25
0.90	0.099	10.46
0.95	0.074	9.68
1.00	0.049	8.90

**APC
Thin Electric
9×6**

r/R	c/R	β
0.15	0.141	31.67
0.20	0.147	37.59
0.25	0.183	38.78
0.30	0.207	35.90
0.35	0.218	32.07
0.40	0.223	28.50
0.45	0.222	25.81
0.50	0.217	23.58
0.55	0.209	21.66
0.60	0.197	19.99
0.65	0.183	18.58
0.70	0.167	17.29
0.75	0.150	16.37
0.80	0.132	15.46
0.85	0.114	14.30
0.90	0.098	13.40
0.95	0.075	12.02
1.00	0.051	10.61

**APC
Thin Electric
10×5**

r/R	c/R	β
0.15	0.130	32.76
0.20	0.149	37.19
0.25	0.173	33.54
0.30	0.189	29.25
0.35	0.197	25.64
0.40	0.201	22.54
0.45	0.200	20.27
0.50	0.194	18.46
0.55	0.186	17.05
0.60	0.174	15.97
0.65	0.160	14.87
0.70	0.145	14.09
0.75	0.128	13.39
0.80	0.112	12.84
0.85	0.096	12.25
0.90	0.081	11.37
0.95	0.061	10.19
1.00	0.041	8.99

**APC
Thin Electric
10×7**

r/R	c/R	β
0.15	0.138	37.86
0.20	0.154	45.82
0.25	0.175	44.19
0.30	0.190	38.35
0.35	0.198	33.64
0.40	0.202	29.90
0.45	0.200	27.02
0.50	0.195	24.67
0.55	0.186	22.62
0.60	0.174	20.88
0.65	0.161	19.36
0.70	0.145	17.98
0.75	0.129	16.74
0.80	0.112	15.79
0.85	0.096	14.64
0.90	0.081	13.86
0.95	0.061	12.72
1.00	0.040	11.53

**APC
Thin Electric
11×5.5**

r/R	c/R	β
0.15	0.124	41.11
0.20	0.146	41.01
0.25	0.167	34.01
0.30	0.180	28.76
0.35	0.188	24.78
0.40	0.190	21.70
0.45	0.189	19.40
0.50	0.184	17.65
0.55	0.175	16.19
0.60	0.164	15.03
0.65	0.151	14.10
0.70	0.136	13.26
0.75	0.121	12.61
0.80	0.105	12.00
0.85	0.090	11.34
0.90	0.077	10.55
0.95	0.053	9.33
1.00	0.029	8.07

**APC
Thin Electric
11×7**

r/R	c/R	β
0.15	0.131	41.81
0.20	0.145	45.76
0.25	0.161	41.73

0.30	0.176	36.13
0.35	0.185	31.59
0.40	0.189	28.07
0.45	0.189	25.32
0.50	0.185	23.02
0.55	0.177	21.04
0.60	0.167	19.62
0.65	0.154	18.47
0.70	0.140	17.38
0.75	0.125	16.28
0.80	0.110	15.33
0.85	0.095	14.58
0.90	0.081	13.77
0.95	0.062	13.05
1.00	0.043	12.34

**APC
Thin Electric
11×8**

r/R	c/R	β
0.15	0.127	44.62
0.20	0.146	50.28
0.25	0.164	44.89
0.30	0.178	38.98
0.35	0.187	34.30
0.40	0.190	30.54
0.45	0.190	27.47
0.50	0.185	25.01
0.55	0.176	23.02
0.60	0.165	21.30
0.65	0.152	19.82
0.70	0.138	18.53
0.75	0.123	17.30
0.80	0.107	16.23
0.85	0.092	15.17
0.90	0.078	14.37
0.95	0.059	13.49
1.00	0.039	12.60

**APC
Thin Electric
11×8.5**

r/R	c/R	β
0.15	0.127	46.08
0.20	0.147	51.71
0.25	0.164	46.18
0.30	0.179	40.31
0.35	0.188	35.62
0.40	0.191	31.77
0.45	0.190	28.70
0.50	0.186	26.19
0.55	0.177	24.10
0.60	0.166	22.37
0.65	0.153	20.85

0.70	0.138	19.52
0.75	0.123	18.35
0.80	0.108	17.33
0.85	0.093	16.38
0.90	0.079	15.32
0.95	0.060	14.19
1.00	0.041	13.06

**APC
Thin Electric
11×10**

r/R	c/R	β
0.15	0.128	48.87
0.20	0.145	55.01
0.25	0.163	51.58
0.30	0.178	45.77
0.35	0.187	40.79
0.40	0.191	36.73
0.45	0.191	33.37
0.50	0.186	30.57
0.55	0.179	28.18
0.60	0.168	26.13
0.65	0.155	24.37
0.70	0.141	22.83
0.75	0.125	21.50
0.80	0.110	20.22
0.85	0.096	19.22
0.90	0.082	18.26
0.95	0.065	17.57
1.00	0.047	16.89

**APC
Thin Electric
14×12**

r/R	c/R	β
0.15	0.109	53.88
0.20	0.127	54.60
0.25	0.142	49.63
0.30	0.153	43.66
0.35	0.160	38.79
0.40	0.162	34.70
0.45	0.161	31.36
0.50	0.156	28.62
0.55	0.149	26.21
0.60	0.139	24.26
0.65	0.128	22.64
0.70	0.116	21.07
0.75	0.103	19.55
0.80	0.090	18.27
0.85	0.077	17.21
0.90	0.066	16.54
0.95	0.051	14.29
1.00	0.036	11.88

APC Thin Electric 17×12		
r/R	c/R	β
0.15	0.110	31.63
0.20	0.123	40.01
0.25	0.138	42.77
0.30	0.149	39.88
0.35	0.156	35.26
0.40	0.159	31.25
0.45	0.158	27.97
0.50	0.154	25.32
0.55	0.148	23.11
0.60	0.139	21.21
0.65	0.129	19.58
0.70	0.117	18.33
0.75	0.104	17.35
0.80	0.092	16.57
0.85	0.080	15.86
0.90	0.068	15.36
0.95	0.053	14.81
1.00	0.038	14.25

APC Thin Electric 19×12		
r/R	c/R	β
0.15	0.112	34.11
0.20	0.126	42.88
0.25	0.141	40.83
0.30	0.152	35.05
0.35	0.158	30.43
0.40	0.160	26.83
0.45	0.159	23.97
0.50	0.154	21.64
0.55	0.147	19.73
0.60	0.138	17.93
0.65	0.127	16.26
0.70	0.114	14.95
0.75	0.102	13.81
0.80	0.089	12.98
0.85	0.077	12.19
0.90	0.065	11.81
0.95	0.049	11.25
1.00	0.032	10.66

Graupner CAM Prop 9×4		
r/R	c/R	β
0.15	0.163	36.40
0.20	0.157	37.31
0.25	0.156	35.28

0.30	0.156	31.16
0.35	0.155	26.88
0.40	0.152	23.30
0.45	0.148	20.25
0.50	0.144	17.70
0.55	0.140	15.78
0.60	0.136	14.18
0.65	0.131	12.96
0.70	0.127	11.77
0.75	0.121	10.67
0.80	0.114	9.63
0.85	0.105	8.65
0.90	0.090	7.33
0.95	0.062	6.84
1.00	0.034	6.39

Graupner CAM Prop 9×6		
r/R	c/R	β
0.15	0.163	37.95
0.20	0.159	41.42
0.25	0.158	42.00
0.30	0.160	38.94
0.35	0.161	34.77
0.40	0.160	30.77
0.45	0.157	27.45
0.50	0.155	24.63
0.55	0.152	22.30
0.60	0.148	20.37
0.65	0.144	18.66
0.70	0.140	17.21
0.75	0.134	15.77
0.80	0.126	14.76
0.85	0.115	13.78
0.90	0.096	13.25
0.95	0.060	13.75
1.00	0.021	14.34

Graupner CAM Prop 10×6		
r/R	c/R	β
0.15	0.164	37.54
0.20	0.161	40.62
0.25	0.160	40.85
0.30	0.161	37.75
0.35	0.160	33.31
0.40	0.157	29.35
0.45	0.154	26.10
0.50	0.150	23.30
0.55	0.147	20.97
0.60	0.144	19.12
0.65	0.140	17.55

0.70	0.135	16.17
0.75	0.130	15.09
0.80	0.124	13.95
0.85	0.114	12.83
0.90	0.099	12.03
0.95	0.071	11.44
1.00	0.042	10.85

Graupner CAM Prop 10×8		
r/R	c/R	β
0.15	0.166	44.49
0.20	0.163	48.96
0.25	0.164	49.16
0.30	0.168	45.16
0.35	0.172	40.13
0.40	0.172	35.75
0.45	0.170	31.96
0.50	0.167	28.70
0.55	0.162	26.11
0.60	0.157	23.81
0.65	0.151	21.83
0.70	0.144	20.16
0.75	0.135	18.60
0.80	0.125	17.27
0.85	0.112	15.98
0.90	0.093	15.02
0.95	0.062	14.20
1.00	0.031	13.37

Graupner CAM Prop 11×4		
r/R	c/R	β
0.15	0.156	30.27
0.20	0.152	31.30
0.25	0.152	30.03
0.30	0.154	27.27
0.35	0.154	23.93
0.40	0.152	20.70
0.45	0.149	17.91
0.50	0.145	15.74
0.55	0.141	14.02
0.60	0.136	12.63
0.65	0.132	11.47
0.70	0.128	10.64
0.75	0.122	9.76
0.80	0.116	8.64
0.85	0.107	8.05
0.90	0.093	7.53
0.95	0.066	7.33
1.00	0.039	7.15

Graupner CAM Prop 11×6		
r/R	c/R	β
0.15	0.157	36.45
0.20	0.154	39.48
0.25	0.152	38.70
0.30	0.150	34.38
0.35	0.147	29.77
0.40	0.144	25.97
0.45	0.140	22.79
0.50	0.136	20.05
0.55	0.133	17.84
0.60	0.129	16.14
0.65	0.126	14.59
0.70	0.123	13.14
0.75	0.119	12.01
0.80	0.113	10.99
0.85	0.105	9.94
0.90	0.091	8.43
0.95	0.062	7.28
1.00	0.032	6.17

Graupner CAM Prop 11×8		
r/R	c/R	β
0.15	0.157	41.39
0.20	0.152	46.10
0.25	0.151	46.70
0.30	0.152	42.95
0.35	0.154	38.14
0.40	0.154	33.78
0.45	0.153	29.97
0.50	0.150	26.80
0.55	0.147	24.30
0.60	0.143	22.27
0.65	0.139	20.47
0.70	0.134	18.77
0.75	0.128	17.40
0.80	0.121	16.14
0.85	0.110	15.03
0.90	0.095	14.01
0.95	0.067	13.03
1.00	0.038	12.06

Graupner CAM Slim 9×6		
r/R	c/R	β
0.15	0.154	46.62
0.20	0.187	51.36
0.25	0.206	47.87

0.30	0.214	42.77
0.35	0.217	38.08
0.40	0.217	34.13
0.45	0.214	30.77
0.50	0.209	27.99
0.55	0.203	25.52
0.60	0.196	23.46
0.65	0.188	21.61
0.70	0.179	20.08
0.75	0.168	18.73
0.80	0.155	17.54
0.85	0.139	16.59
0.90	0.116	15.94
0.95	0.080	15.97
1.00	0.042	16.02

**Graupner
CAM Slim
10×6**

r/R	c/R	β
0.15	0.135	40.89
0.20	0.173	44.57
0.25	0.197	42.71
0.30	0.203	38.09
0.35	0.204	33.75
0.40	0.201	30.07
0.45	0.197	26.97
0.50	0.191	24.32
0.55	0.185	22.06
0.60	0.178	20.15
0.65	0.170	18.50
0.70	0.161	17.06
0.75	0.151	15.67
0.80	0.139	14.71
0.85	0.123	13.65
0.90	0.102	12.85
0.95	0.067	11.79
1.00	0.032	10.72

**Graupner
CAM Slim
10×8**

r/R	c/R	β
0.15	0.129	41.89
0.20	0.160	48.64
0.25	0.185	48.91
0.30	0.196	44.58
0.35	0.201	40.10
0.40	0.202	36.16
0.45	0.200	32.76
0.50	0.196	29.79
0.55	0.190	27.18
0.60	0.183	24.92
0.65	0.174	22.97

0.70	0.164	21.25
0.75	0.152	19.73
0.80	0.139	18.32
0.85	0.122	17.01
0.90	0.101	15.83
0.95	0.067	14.68
1.00	0.033	13.53

**Graupner
Slim Prop
9×5**

r/R	c/R	β
0.15	0.180	39.06
0.20	0.216	34.10
0.25	0.242	28.74
0.30	0.247	26.17
0.35	0.247	24.00
0.40	0.244	21.87
0.45	0.238	19.92
0.50	0.229	18.25
0.55	0.219	16.75
0.60	0.207	15.51
0.65	0.193	14.48
0.70	0.178	13.70
0.75	0.161	12.80
0.80	0.142	12.28
0.85	0.121	11.81
0.90	0.097	11.25
0.95	0.064	10.28
1.00	0.031	9.29

**Graupner
Super Nylon
9×5**

r/R	c/R	β
0.15	0.162	30.52
0.20	0.158	29.64
0.25	0.166	27.42
0.30	0.174	25.57
0.35	0.182	24.00
0.40	0.188	22.55
0.45	0.193	21.25
0.50	0.194	20.03
0.55	0.195	18.75
0.60	0.192	17.57
0.65	0.188	16.35
0.70	0.183	15.10
0.75	0.176	13.81
0.80	0.166	12.49
0.85	0.153	11.39
0.90	0.138	10.14
0.95	0.112	8.50
1.00	0.086	6.84

**Graupner
Super Nylon
9×7**

r/R	c/R	β
0.15	0.155	36.67
0.20	0.158	35.54
0.25	0.167	33.52
0.30	0.175	31.56
0.35	0.182	30.21
0.40	0.189	29.00
0.45	0.193	27.65
0.50	0.195	26.40
0.55	0.194	25.31
0.60	0.192	24.15
0.65	0.187	23.00
0.70	0.182	21.74
0.75	0.174	20.46
0.80	0.164	19.28
0.85	0.152	18.09
0.90	0.137	16.81
0.95	0.111	15.51
1.00	0.084	14.22

**Graupner
Super Nylon
10×6**

r/R	c/R	β
0.15	0.144	31.49
0.20	0.150	30.09
0.25	0.159	27.99
0.30	0.167	26.17
0.35	0.173	24.48
0.40	0.179	23.18
0.45	0.183	21.93
0.50	0.186	20.86
0.55	0.187	19.81
0.60	0.185	18.58
0.65	0.182	17.21
0.70	0.177	15.85
0.75	0.169	14.55
0.80	0.159	13.39
0.85	0.146	12.48
0.90	0.132	11.67
0.95	0.107	10.89
1.00	0.081	10.12

**Graupner
Super Nylon
10×7**

r/R	c/R	β
0.15	0.141	34.11
0.20	0.149	32.56
0.25	0.158	30.60

0.30	0.166	28.89
0.35	0.172	27.41
0.40	0.177	26.01
0.45	0.181	24.84
0.50	0.184	23.87
0.55	0.185	22.76
0.60	0.183	21.49
0.65	0.180	20.20
0.70	0.175	18.92
0.75	0.167	17.70
0.80	0.157	16.58
0.85	0.145	15.63
0.90	0.130	14.74
0.95	0.106	13.98
1.00	0.081	13.23

**Graupner
Super Nylon
11×6**

r/R	c/R	β
0.15	0.143	30.19
0.20	0.148	28.53
0.25	0.157	26.42
0.30	0.165	24.46
0.35	0.172	22.83
0.40	0.178	21.47
0.45	0.182	20.27
0.50	0.185	19.18
0.55	0.186	18.10
0.60	0.184	16.80
0.65	0.181	15.50
0.70	0.175	14.23
0.75	0.168	13.09
0.80	0.158	11.94
0.85	0.146	11.07
0.90	0.132	10.22
0.95	0.108	9.11
1.00	0.084	7.98

**Graupner
Super Nylon
11×8**

r/R	c/R	β
0.15	0.143	33.64
0.20	0.148	32.16
0.25	0.157	30.17
0.30	0.166	28.27
0.35	0.173	26.63
0.40	0.179	25.30
0.45	0.183	24.18
0.50	0.186	23.18
0.55	0.187	22.06
0.60	0.185	20.90
0.65	0.182	19.69

0.70	0.177	18.45
0.75	0.170	17.31
0.80	0.160	16.36
0.85	0.148	15.47
0.90	0.135	14.70
0.95	0.111	13.33
1.00	0.087	11.92

**GWS
Direct Drive
9×5**

r/R	c/R	β
0.15	0.169	25.65
0.20	0.181	26.35
0.25	0.183	26.75
0.30	0.183	26.49
0.35	0.182	25.57
0.40	0.180	23.95
0.45	0.176	21.72
0.50	0.173	19.38
0.55	0.170	17.53
0.60	0.167	15.80
0.65	0.162	14.40
0.70	0.156	13.19
0.75	0.150	12.09
0.80	0.142	11.38
0.85	0.132	10.13
0.90	0.117	8.70
0.95	0.095	6.50
1.00	0.073	4.26

**GWS
Direct Drive
10×6**

r/R	c/R	β
0.15	0.172	22.11
0.20	0.178	23.81
0.25	0.180	24.17
0.30	0.180	24.00
0.35	0.179	23.58
0.40	0.178	22.87
0.45	0.176	21.79
0.50	0.172	20.47
0.55	0.167	18.91
0.60	0.161	17.30
0.65	0.155	15.81
0.70	0.147	14.51
0.75	0.139	13.52
0.80	0.129	12.44
0.85	0.119	11.48
0.90	0.107	10.23
0.95	0.092	8.61
1.00	0.076	6.97

**GWS
Direct Drive
11×7**

r/R	c/R	β
0.15	0.162	24.70
0.20	0.177	24.09
0.25	0.180	23.80
0.30	0.180	23.69
0.35	0.181	23.69
0.40	0.180	23.30
0.45	0.179	22.42
0.50	0.177	21.05
0.55	0.175	19.69
0.60	0.171	18.20
0.65	0.166	16.64
0.70	0.158	15.34
0.75	0.149	14.22
0.80	0.139	13.24
0.85	0.126	12.29
0.90	0.112	11.06
0.95	0.093	9.75
1.00	0.072	8.44

**GWS
Slow Flyer
9×4.7**

r/R	c/R	β
0.15	0.086	31.66
0.20	0.098	28.22
0.25	0.125	25.36
0.30	0.157	23.58
0.35	0.185	22.05
0.40	0.206	20.54
0.45	0.217	19.09
0.50	0.224	17.68
0.55	0.227	16.50
0.60	0.226	15.39
0.65	0.220	14.27
0.70	0.211	13.23
0.75	0.197	12.36
0.80	0.181	11.50
0.85	0.162	10.61
0.90	0.134	9.63
0.95	0.088	9.11
1.00	0.040	8.62

**GWS
Slow Flyer
9×7**

r/R	c/R	β
0.15	0.107	27.15
0.20	0.112	20.45
0.25	0.134	20.95

0.30	0.158	21.26
0.35	0.181	21.60
0.40	0.199	21.94
0.45	0.213	22.14
0.50	0.222	22.14
0.55	0.227	21.78
0.60	0.227	21.22
0.65	0.222	20.29
0.70	0.212	19.18
0.75	0.199	17.87
0.80	0.181	16.65
0.85	0.161	15.64
0.90	0.138	14.52
0.95	0.099	12.80
1.00	0.059	11.04

**GWS
Slow Flyer
10×4.7**

r/R	c/R	β
0.15	0.117	13.11
0.20	0.127	19.41
0.25	0.150	21.55
0.30	0.173	21.48
0.35	0.196	20.47
0.40	0.217	19.34
0.45	0.231	18.21
0.50	0.239	16.79
0.55	0.241	15.45
0.60	0.240	14.34
0.65	0.232	13.46
0.70	0.221	12.66
0.75	0.206	11.97
0.80	0.187	11.36
0.85	0.165	10.59
0.90	0.138	9.67
0.95	0.097	9.10
1.00	0.054	8.57

**GWS
Slow Flyer
10×8**

r/R	c/R	β
0.15	0.109	20.01
0.20	0.125	20.41
0.25	0.145	20.62
0.30	0.167	20.61
0.35	0.188	20.72
0.40	0.205	21.02
0.45	0.219	21.41
0.50	0.228	21.68
0.55	0.232	21.61
0.60	0.231	21.01
0.65	0.225	19.87

0.70	0.214	18.55
0.75	0.200	17.29
0.80	0.181	16.10
0.85	0.159	14.95
0.90	0.133	13.76
0.95	0.089	11.88
1.00	0.044	9.92

**GWS
Slow Flyer
11×4.7**

r/R	c/R	β
0.15	0.103	17.31
0.20	0.121	19.83
0.25	0.145	20.88
0.30	0.170	20.51
0.35	0.193	19.91
0.40	0.211	18.73
0.45	0.223	17.05
0.50	0.228	15.34
0.55	0.231	13.87
0.60	0.229	12.81
0.65	0.225	12.02
0.70	0.217	11.35
0.75	0.204	10.73
0.80	0.187	10.21
0.85	0.166	9.66
0.90	0.139	9.22
0.95	0.097	8.93
1.00	0.055	8.66

**GWS
Slow Flyer
11×8**

r/R	c/R	β
0.15	0.092	21.24
0.20	0.105	21.38
0.25	0.124	21.61
0.30	0.146	21.77
0.35	0.170	21.83
0.40	0.191	21.89
0.45	0.207	21.84
0.50	0.218	21.77
0.55	0.224	21.46
0.60	0.224	20.69
0.65	0.219	19.44
0.70	0.210	18.23
0.75	0.197	17.21
0.80	0.180	16.22
0.85	0.159	15.45
0.90	0.134	14.66
0.95	0.099	13.65
1.00	0.063	12.64

Kyosho 9×6		
r/R	c/R	β
0.15	0.180	32.09
0.20	0.176	33.23
0.25	0.183	34.11
0.30	0.187	32.99
0.35	0.187	30.98
0.40	0.186	29.15
0.45	0.183	27.30
0.50	0.178	25.48
0.55	0.171	23.71
0.60	0.162	21.90
0.65	0.153	20.27
0.70	0.143	18.76
0.75	0.133	17.44
0.80	0.121	15.94
0.85	0.108	14.44
0.90	0.093	13.21
0.95	0.074	11.70
1.00	0.055	10.17

Kyosho 10×6		
r/R	c/R	β
0.15	0.171	33.95
0.20	0.172	34.54
0.25	0.185	34.06
0.30	0.188	32.17
0.35	0.187	29.53
0.40	0.185	27.27
0.45	0.180	25.24
0.50	0.175	23.35
0.55	0.169	21.52
0.60	0.162	19.94
0.65	0.155	18.49
0.70	0.146	17.29
0.75	0.135	16.11
0.80	0.123	15.07
0.85	0.110	14.18
0.90	0.094	13.36
0.95	0.069	12.44
1.00	0.042	11.50

Kyosho 10×7		
r/R	c/R	β
0.15	0.187	33.63
0.20	0.174	36.86
0.25	0.182	37.50
0.30	0.187	36.22
0.35	0.185	33.95

0.40	0.182	31.74
0.45	0.178	29.61
0.50	0.174	27.62
0.55	0.169	25.75
0.60	0.163	24.03
0.65	0.156	22.41
0.70	0.147	20.97
0.75	0.136	19.32
0.80	0.124	17.65
0.85	0.110	16.13
0.90	0.094	14.44
0.95	0.071	13.32
1.00	0.048	12.22

Kyosho 11×7		
r/R	c/R	β
0.15	0.165	37.61
0.20	0.165	39.49
0.25	0.183	41.20
0.30	0.186	38.26
0.35	0.184	34.89
0.40	0.182	31.83
0.45	0.178	28.82
0.50	0.174	26.17
0.55	0.168	24.03
0.60	0.162	22.20
0.65	0.154	20.46
0.70	0.144	18.90
0.75	0.134	17.31
0.80	0.123	15.74
0.85	0.109	14.17
0.90	0.093	12.84
0.95	0.066	11.64
1.00	0.039	10.45

Kyosho 11×9		
r/R	c/R	β
0.15	0.160	39.34
0.20	0.156	43.00
0.25	0.172	45.97
0.30	0.175	43.02
0.35	0.173	39.36
0.40	0.171	36.13
0.45	0.169	33.19
0.50	0.166	30.50
0.55	0.162	27.95
0.60	0.157	25.61
0.65	0.150	23.55
0.70	0.142	21.63

0.75	0.133	19.87
0.80	0.122	18.05
0.85	0.109	16.61
0.90	0.093	14.87
0.95	0.070	13.05
1.00	0.046	11.23

Master Airscrew Electric 9×6		
r/R	c/R	β
0.15	0.151	28.09
0.20	0.147	30.38
0.25	0.152	30.77
0.30	0.160	29.88
0.35	0.166	28.62
0.40	0.173	27.54
0.45	0.179	26.27
0.50	0.183	24.83
0.55	0.183	23.12
0.60	0.180	21.44
0.65	0.173	19.99
0.70	0.164	18.79
0.75	0.152	17.79
0.80	0.140	17.16
0.85	0.128	16.47
0.90	0.116	16.04
0.95	0.096	16.44
1.00	0.075	16.87

Master Airscrew Electric 10×7		
r/R	c/R	β
0.15	0.150	33.12
0.20	0.158	38.03
0.25	0.164	38.18
0.30	0.168	35.49
0.35	0.170	31.84
0.40	0.172	28.33
0.45	0.175	25.50
0.50	0.177	23.22
0.55	0.176	21.30
0.60	0.172	19.60
0.65	0.165	18.07
0.70	0.156	16.72
0.75	0.144	15.62
0.80	0.133	14.79
0.85	0.121	13.95
0.90	0.110	13.15
0.95	0.089	13.26
1.00	0.067	13.46

Master Airscrew Electric 11×7		
r/R	c/R	β
0.15	0.154	32.48
0.20	0.155	37.51
0.25	0.161	38.30
0.30	0.165	35.96
0.35	0.167	32.45
0.40	0.170	28.98
0.45	0.173	26.06
0.50	0.175	23.68
0.55	0.175	21.62
0.60	0.172	19.84
0.65	0.167	18.22
0.70	0.158	16.86
0.75	0.147	15.73
0.80	0.136	14.82
0.85	0.125	14.11
0.90	0.114	13.40
0.95	0.095	13.30
1.00	0.077	13.23

Master Airscrew G/F 9×4		
r/R	c/R	β
0.15	0.153	30.18
0.20	0.148	32.66
0.25	0.149	31.47
0.30	0.154	26.99
0.35	0.159	23.27
0.40	0.161	21.06
0.45	0.161	19.25
0.50	0.161	17.60
0.55	0.160	16.14
0.60	0.158	14.96
0.65	0.154	13.83
0.70	0.149	12.99
0.75	0.143	12.28
0.80	0.135	11.69
0.85	0.127	10.92
0.90	0.118	10.17
0.95	0.105	9.28
1.00	0.091	8.38

Master Airscrew G/F 9×6		
r/R	c/R	β
0.15	0.152	33.41
0.20	0.146	37.35
0.25	0.148	37.66

0.30	0.152	34.46
0.35	0.156	30.73
0.40	0.159	27.70
0.45	0.159	25.27
0.50	0.159	23.09
0.55	0.157	21.22
0.60	0.155	19.54
0.65	0.152	18.03
0.70	0.146	16.76
0.75	0.141	15.68
0.80	0.133	14.80
0.85	0.124	13.79
0.90	0.114	12.50
0.95	0.098	11.42
1.00	0.081	10.34

**Master Airscrew
G/F
10×6**

r/R	c/R	β
0.15	0.144	34.81
0.20	0.149	37.19
0.25	0.159	36.17
0.30	0.166	33.67
0.35	0.169	30.44
0.40	0.170	26.94
0.45	0.171	23.85
0.50	0.171	21.32
0.55	0.169	19.16
0.60	0.168	17.23
0.65	0.165	15.52
0.70	0.160	14.07
0.75	0.154	12.84
0.80	0.146	11.53
0.85	0.138	10.48
0.90	0.128	9.38
0.95	0.111	8.49
1.00	0.093	7.63

**Master Airscrew
G/F
10×8**

r/R	c/R	β
0.15	0.143	35.08
0.20	0.148	37.41
0.25	0.159	37.08
0.30	0.168	35.79
0.35	0.173	33.98
0.40	0.177	32.05
0.45	0.178	29.74
0.50	0.178	27.08
0.55	0.176	24.40
0.60	0.173	22.05
0.65	0.170	20.07

0.70	0.164	18.27
0.75	0.156	16.69
0.80	0.148	15.25
0.85	0.139	13.91
0.90	0.129	12.38
0.95	0.111	11.07
1.00	0.093	9.79

**Master Airscrew
G/F
11×4**

r/R	c/R	β
0.15	0.157	27.86
0.20	0.147	28.54
0.25	0.148	26.91
0.30	0.152	23.10
0.35	0.156	19.71
0.40	0.159	17.38
0.45	0.160	15.62
0.50	0.160	13.98
0.55	0.158	12.51
0.60	0.156	11.26
0.65	0.153	10.23
0.70	0.148	9.30
0.75	0.142	8.57
0.80	0.135	7.77
0.85	0.126	7.06
0.90	0.117	6.43
0.95	0.102	6.05
1.00	0.087	5.68

**Master Airscrew
G/F
11×6**

r/R	c/R	β
0.15	0.152	32.31
0.20	0.147	35.95
0.25	0.149	34.78
0.30	0.154	30.11
0.35	0.158	25.94
0.40	0.160	23.28
0.45	0.160	21.16
0.50	0.160	19.17
0.55	0.159	17.50
0.60	0.156	16.06
0.65	0.153	14.73
0.70	0.148	13.49
0.75	0.142	12.51
0.80	0.135	11.53
0.85	0.127	10.51
0.90	0.117	9.47
0.95	0.104	8.58
1.00	0.091	7.70

**Master Airscrew
G/F
11×7**

r/R	c/R	β
0.15	0.150	34.62
0.20	0.145	39.58
0.25	0.147	38.36
0.30	0.152	32.99
0.35	0.157	28.34
0.40	0.159	25.34
0.45	0.160	22.92
0.50	0.159	20.66
0.55	0.158	18.64
0.60	0.156	16.87
0.65	0.152	15.32
0.70	0.146	14.01
0.75	0.140	12.93
0.80	0.133	11.97
0.85	0.124	10.96
0.90	0.115	9.99
0.95	0.102	8.93
1.00	0.089	7.86

**Master Airscrew
G/F
11×8**

r/R	c/R	β
0.15	0.159	35.04
0.20	0.145	41.53
0.25	0.146	41.45
0.30	0.151	37.33
0.35	0.155	32.95
0.40	0.158	29.67
0.45	0.159	26.92
0.50	0.159	24.50
0.55	0.158	22.46
0.60	0.156	20.65
0.65	0.153	19.00
0.70	0.148	17.50
0.75	0.143	16.29
0.80	0.136	15.19
0.85	0.128	14.03
0.90	0.119	12.94
0.95	0.104	11.33
1.00	0.090	9.70

**Master Airscrew
Scimitar
9×5**

r/R	c/R	β
0.15	0.165	32.55
0.20	0.162	31.32
0.25	0.161	29.47

0.30	0.161	27.70
0.35	0.160	26.00
0.40	0.159	24.49
0.45	0.159	22.96
0.50	0.157	21.62
0.55	0.155	20.39
0.60	0.151	19.03
0.65	0.146	17.78
0.70	0.140	16.76
0.75	0.133	15.42
0.80	0.125	14.45
0.85	0.115	13.25
0.90	0.104	12.15
0.95	0.080	10.62
1.00	0.056	9.06

**Master Airscrew
Scimitar
9×7**

r/R	c/R	β
0.15	0.174	32.92
0.20	0.170	32.40
0.25	0.169	31.44
0.30	0.169	30.34
0.35	0.169	29.05
0.40	0.169	27.66
0.45	0.168	26.33
0.50	0.166	24.93
0.55	0.164	23.62
0.60	0.161	22.24
0.65	0.156	20.91
0.70	0.149	19.60
0.75	0.141	18.41
0.80	0.131	17.26
0.85	0.119	16.11
0.90	0.105	15.08
0.95	0.085	13.93
1.00	0.065	12.78

**Master Airscrew
Scimitar
10×5**

r/R	c/R	β
0.15	0.167	34.68
0.20	0.165	33.15
0.25	0.164	30.95
0.30	0.163	29.05
0.35	0.163	27.30
0.40	0.162	25.55
0.45	0.161	24.01
0.50	0.159	22.54
0.55	0.156	21.17
0.60	0.154	19.71
0.65	0.149	18.43

0.70	0.143	17.06
0.75	0.135	15.56
0.80	0.125	13.92
0.85	0.114	12.20
0.90	0.102	10.56
0.95	0.086	8.13
1.00	0.070	5.65

**Master Airscrew
Scimitar
10×7**

r/R	c/R	β
0.15	0.164	33.99
0.20	0.164	32.60
0.25	0.165	30.85
0.30	0.165	29.33
0.35	0.164	27.83
0.40	0.164	26.53
0.45	0.164	25.28
0.50	0.162	23.94
0.55	0.159	22.58
0.60	0.154	21.06
0.65	0.148	19.68
0.70	0.141	18.44
0.75	0.133	17.40
0.80	0.124	16.19
0.85	0.114	14.90
0.90	0.101	13.35
0.95	0.079	9.95
1.00	0.057	6.36

**Master Airscrew
Scimitar
11×6**

r/R	c/R	β
0.15	0.155	31.62
0.20	0.153	30.79
0.25	0.152	29.07
0.30	0.151	27.19
0.35	0.151	25.39
0.40	0.150	23.63
0.45	0.150	21.99
0.50	0.149	20.43
0.55	0.146	18.90
0.60	0.143	17.45
0.65	0.138	16.10
0.70	0.132	14.70
0.75	0.125	13.43
0.80	0.116	12.28
0.85	0.106	10.97
0.90	0.095	9.45
0.95	0.075	7.79
1.00	0.055	6.11

**Master Airscrew
Scimitar
11×7**

r/R	c/R	β
0.15	0.163	33.97
0.20	0.160	32.37
0.25	0.159	30.04
0.30	0.159	28.05
0.35	0.160	26.18
0.40	0.159	24.33
0.45	0.158	22.50
0.50	0.157	20.92
0.55	0.153	19.54
0.60	0.149	18.22
0.65	0.143	17.05
0.70	0.138	16.06
0.75	0.130	15.07
0.80	0.121	13.93
0.85	0.109	12.81
0.90	0.095	11.99
0.95	0.075	10.97
1.00	0.055	9.92

**Master Airscrew
Scimitar
11×8**

r/R	c/R	β
0.15	0.166	34.91
0.20	0.165	33.87
0.25	0.165	32.22
0.30	0.165	30.68
0.35	0.164	29.13
0.40	0.163	27.99
0.45	0.163	26.77
0.50	0.161	25.44
0.55	0.158	24.01
0.60	0.153	22.52
0.65	0.147	20.96
0.70	0.140	19.49
0.75	0.132	18.30
0.80	0.123	16.95
0.85	0.113	15.53
0.90	0.101	13.76
0.95	0.082	11.03
1.00	0.063	8.25

Appendix B

Tabulated Static Performance Data

Appendix B gives the tabular form of the static performance data that is presented in Chapter 5; the data includes the propeller speed, thrust coefficient, and power coefficient. For each data set presented, the corresponding figure numbers are provided, as well as the run number for the experiment.

APC Slow Flyer 9×4.7		
Figs. 5.5–5.6		
Run: kt1032		
Ω	C_T	C_P
2763	0.1110	0.0527
3062	0.1124	0.0529
3310	0.1124	0.0528
3622	0.1130	0.0527
3874	0.1131	0.0527
4153	0.1136	0.0527
4422	0.1142	0.0528
4687	0.1148	0.0529
4942	0.1147	0.0528
5226	0.1156	0.0531
5473	0.1160	0.0531
5736	0.1161	0.0531
6026	0.1163	0.0531
6285	0.1163	0.0530
6554	0.1166	0.0530
6768	0.1170	0.0530

APC Slow Flyer 9×6		
Figs. 5.11–5.12		
Run: kt0979		
Ω	C_T	C_P
2397	0.1364	0.0754
2633	0.1374	0.0755
2972	0.1373	0.0755
3220	0.1391	0.0765
3529	0.1411	0.0781
3771	0.1435	0.0801
4050	0.1449	0.0811
4323	0.1454	0.0819
4599	0.1464	0.0830
4878	0.1481	0.0848
5137	0.1493	0.0860
5416	0.1501	0.0871
5696	0.1520	0.0888
5975	0.1528	0.0901
6235	0.1540	0.0915
6540	0.1559	0.0934

APC Slow Flyer 10×4.7		
Figs. 5.17–5.18		
Run: kt0835		
Ω	C_T	C_P
2377	0.1039	0.0473

2676	0.1058	0.0479
2947	0.1059	0.0479
3234	0.1083	0.0487
3494	0.1096	0.0494
3762	0.1121	0.0505
4029	0.1136	0.0512
4319	0.1155	0.0520
4590	0.1177	0.0531
4880	0.1199	0.0542
5147	0.1213	0.0549
5417	0.1228	0.0557
5715	0.1239	0.0563
5960	0.1253	0.0570
6226	0.1261	0.0575
6528	0.1274	0.0583

APC Slow Flyer 10×7		
Figs. 5.23–5.24		
Run: kt0827		
Ω	C_T	C_P
2283	0.1383	0.0744
2586	0.1398	0.0742
2834	0.1404	0.0744
3029	0.1420	0.0753
3300	0.1444	0.0771
3540	0.1454	0.0776
3730	0.1462	0.0783
4034	0.1483	0.0796
4280	0.1495	0.0807
4523	0.1506	0.0815
4782	0.1516	0.0824
5015	0.1534	0.0837
5248	0.1545	0.0847
5541	0.1550	0.0853
5759	0.1568	0.0867
5987	0.1575	0.0875

APC Slow Flyer 11×3.8		
Figs. 5.29–5.30		
Run: kt0542		
Ω	C_T	C_P
2154	0.0768	0.0296
2486	0.0782	0.0297
2775	0.0789	0.0296
3064	0.0799	0.0298
3358	0.0815	0.0306
3647	0.0823	0.0307
3934	0.0839	0.0312
4205	0.0847	0.0314
4519	0.0859	0.0319

4799	0.0875	0.0325
5086	0.0885	0.0328
5343	0.0894	0.0332
5622	0.0910	0.0340
5940	0.0919	0.0343
6227	0.0940	0.0350
6523	0.0953	0.0356

APC Slow Flyer 11×4.7		
Figs. 5.35–5.36		
Run: pg0526		
Ω	C_T	C_P
1666	0.0971	0.0401
2018	0.0989	0.0400
2271	0.1007	0.0405
2556	0.1025	0.0410
2875	0.1043	0.0416
3144	0.1057	0.0420
3423	0.1074	0.0428
3728	0.1097	0.0436
3994	0.1110	0.0442
4290	0.1133	0.0452
4585	0.1155	0.0462
4853	0.1172	0.0470
5175	0.1190	0.0479
5450	0.1210	0.0488
5710	0.1229	0.0497
6021	0.1239	0.0504

APC Slow Flyer 11×7		
Figs. 5.41–5.42		
Run: kt0632		
Ω	C_T	C_P
1868	0.1441	0.0704
2199	0.1457	0.0707
2422	0.1466	0.0715
2678	0.1472	0.0713
2926	0.1483	0.0720
3201	0.1497	0.0734
3440	0.1518	0.0753
3705	0.1535	0.0761
3971	0.1542	0.0765
4215	0.1552	0.0771
4489	0.1566	0.0782
4732	0.1576	0.0793
4987	0.1592	0.0804
5246	0.1598	0.0811
5501	0.1605	0.0818
5745	0.1623	0.0831

APC Sport Propeller 9×5		
Figs. 5.47–5.48		
Run: kt1025		
Ω	C_T	C_P
2726	0.0873	0.0518
2990	0.0882	0.0512
3270	0.0893	0.0510
3564	0.0901	0.0505
3829	0.0907	0.0501
4103	0.0919	0.0500
4382	0.0924	0.0496
4671	0.0931	0.0493
4930	0.0941	0.0491
5228	0.0948	0.0483
5515	0.0961	0.0479
5788	0.0965	0.0477
6104	0.0966	0.0471
6344	0.0973	0.0470
6629	0.0983	0.0468
6918	0.0989	0.0461

APC Sport Propeller 9×7		
Figs. 5.53–5.54		
Run: kt1009		
Ω	C_T	C_P
2489	0.0962	0.0716
2797	0.0973	0.0702
3083	0.0992	0.0702
3359	0.1008	0.0698
3631	0.1009	0.0682
3921	0.1027	0.0680
4182	0.1040	0.0677
4495	0.1052	0.0674
4745	0.1056	0.0669
5044	0.1068	0.0665
5299	0.1081	0.0658
5582	0.1088	0.0649
5903	0.1094	0.0643
6147	0.1102	0.0643
6442	0.1107	0.0639
6704	0.1110	0.0637

APC Sport Propeller 10×6		
Figs. 5.59–5.60		
Run: pg0802		
Ω	C_T	C_P
2023	0.0930	0.0593

2307	0.0994	0.0607
2587	0.1018	0.0606
2824	0.1022	0.0601
3171	0.1025	0.0592
3437	0.1039	0.0591
3803	0.1054	0.0586
4107	0.1053	0.0578
4404	0.1070	0.0576
4703	0.1084	0.0572
5013	0.1097	0.0567
5319	0.1102	0.0562
5618	0.1109	0.0557
5906	0.1118	0.0552
6205	0.1127	0.0547
6489	0.1139	0.0542

APC
Sport Propeller
10×8
Figs. 5.65–5.66
Run: pg0794

Ω	C_T	C_P
1759	0.0991	0.0790
2129	0.1017	0.0794
2401	0.1027	0.0792
2694	0.1037	0.0787
2973	0.1041	0.0779
3296	0.1054	0.0772
3570	0.1063	0.0770
3900	0.1068	0.0769
4168	0.1066	0.0759
4442	0.1077	0.0763
4760	0.1081	0.0761
5050	0.1082	0.0755
5339	0.1096	0.0754
5633	0.1105	0.0744
5923	0.1125	0.0732
6218	0.1130	0.0724

APC
Sport Propeller
11×4
Figs. 5.71–5.72
Run: kt0503

Ω	C_T	C_P
1673	0.0610	0.0340
2085	0.0648	0.0341
2441	0.0673	0.0338
2751	0.0691	0.0332
3032	0.0705	0.0335
3368	0.0728	0.0350
3675	0.0740	0.0341
4000	0.0750	0.0335
4316	0.0773	0.0332

4629	0.0801	0.0328
4949	0.0823	0.0328
5272	0.0837	0.0329
5585	0.0848	0.0330
5924	0.0855	0.0328
6225	0.0863	0.0328
6549	0.0866	0.0326

APC
Sport Propeller
11×5
Figs. 5.77–5.78
Run: rd0496

Ω	C_T	C_P
1745	0.0801	0.0433
2068	0.0832	0.0427
2383	0.0872	0.0432
2664	0.0880	0.0426
2967	0.0893	0.0424
3261	0.0903	0.0428
3590	0.0919	0.0419
3873	0.0947	0.0414
4180	0.0981	0.0404
4489	0.0989	0.0403
4794	0.0992	0.0400
5081	0.0999	0.0400
5399	0.0998	0.0397
5693	0.1004	0.0397
6000	0.1006	0.0396
6293	0.1009	0.0397

APC
Sport Propeller
11×6
Figs. 5.83–5.84
Run: rd0488

Ω	C_T	C_P
1752	0.0903	0.0526
2055	0.0930	0.0517
2360	0.0963	0.0518
2657	0.0973	0.0511
2982	0.1000	0.0515
3265	0.1010	0.0511
3565	0.1018	0.0504
3857	0.1040	0.0503
4161	0.1051	0.0496
4444	0.1061	0.0492
4736	0.1074	0.0489
5042	0.1093	0.0489
5369	0.1097	0.0484
5654	0.1103	0.0482
5954	0.1112	0.0482
6259	0.1111	0.0479

APC
Sport Propeller
11×7
Figs. 5.89–5.90
Run: kt0473

Ω	C_T	C_P
1583	0.0958	0.0622
1896	0.0981	0.0613
2163	0.1002	0.0603
2499	0.1028	0.0597
2782	0.1037	0.0586
3098	0.1059	0.0588
3419	0.1077	0.0585
3701	0.1088	0.0582
4006	0.1119	0.0578
4314	0.1133	0.0572
4611	0.1145	0.0569
4915	0.1150	0.0564
5219	0.1170	0.0560
5509	0.1178	0.0557
5837	0.1185	0.0553
6170	0.1185	0.0551

APC
Sport Propeller
11×8
Figs. 5.95–5.96
Run: pg0616

Ω	C_T	C_P
1674	0.0979	0.0672
1984	0.1019	0.0673
2309	0.1038	0.0671
2566	0.1050	0.0666
2866	0.1053	0.0651
3141	0.1068	0.0652
3422	0.1100	0.0644
3725	0.1124	0.0633
3990	0.1144	0.0628
4262	0.1162	0.0625
4585	0.1186	0.0605
4855	0.1210	0.0604
5147	0.1213	0.0603
5430	0.1213	0.0600
5715	0.1218	0.0598
5994	0.1220	0.0597

APC
Sport Propeller
11×9
Figs. 5.101–5.102
Run: pg0624

Ω	C_T	C_P
1791	0.1062	0.0814

2075	0.1067	0.0804
2366	0.1079	0.0801
2599	0.1081	0.0792
2886	0.1093	0.0782
3137	0.1107	0.0789
3416	0.1112	0.0781
3685	0.1118	0.0778
3950	0.1123	0.0769
4222	0.1132	0.0760
4494	0.1149	0.0759
4738	0.1150	0.0748
5022	0.1157	0.0743
5280	0.1163	0.0739
5562	0.1178	0.0731
5793	0.1192	0.0725

APC
Sport Prop
14×13
Figs. 5.107–5.108
Run: jb1048

Ω	C_T	C_P
1502	0.1058	0.0895
1641	0.1057	0.0888
1777	0.1088	0.0900
1908	0.1096	0.0895
2038	0.1085	0.0883
2177	0.1105	0.0895
2303	0.1116	0.0892
2451	0.1106	0.0879
2572	0.1118	0.0880
2703	0.1122	0.0872
2843	0.1133	0.0871
2969	0.1135	0.0864
3106	0.1141	0.0855
3243	0.1153	0.0844
3374	0.1159	0.0844
3501	0.1156	0.0840

APC
Thin Electric
9×4.5
Figs. 5.113–5.114
Run: rd0995

Ω	C_T	C_P
2499	0.0872	0.0431
2800	0.0904	0.0432
3119	0.0915	0.0430
3384	0.0916	0.0424
3679	0.0924	0.0420
3972	0.0933	0.0421
4271	0.0939	0.0420
4569	0.0949	0.0422
4830	0.0955	0.0422

5157 0.0962 0.0423
 5450 0.0966 0.0424
 5731 0.0969 0.0424
 6043 0.0973 0.0425
 6335 0.0977 0.0426
 6641 0.0981 0.0427
 6922 0.0988 0.0430

APC
Thin Electric
9×6
 Figs. 5.119–5.120
 Run: rd0987

Ω	C_T	C_P
2333	0.1070	0.0594
2620	0.1070	0.0579
2901	0.1091	0.0577
3145	0.1095	0.0577
3476	0.1106	0.0577
3779	0.1110	0.0573
4079	0.1113	0.0572
4353	0.1115	0.0568
4667	0.1115	0.0565
4963	0.1118	0.0564
5251	0.1124	0.0564
5537	0.1131	0.0565
5841	0.1132	0.0565
6108	0.1133	0.0563
6415	0.1138	0.0565
6717	0.1141	0.0566

APC
Thin Electric
10×5
 Figs. 5.125–5.126
 Run: pg0819

Ω	C_T	C_P
2508	0.0897	0.0411
2795	0.0914	0.0410
3093	0.0920	0.0408
3344	0.0919	0.0404
3630	0.0922	0.0402
3919	0.0926	0.0402
4176	0.0932	0.0402
4446	0.0938	0.0404
4743	0.0940	0.0403
5025	0.0946	0.0404
5314	0.0950	0.0406
5596	0.0956	0.0409
5869	0.0958	0.0409
6146	0.0964	0.0410
6434	0.0968	0.0413
6708	0.0975	0.0416

APC
Thin Electric
10×7
 Figs. 5.131–5.132
 Run: pg0811

Ω	C_T	C_P
1975	0.0963	0.0601
2292	0.0983	0.0596
2632	0.0995	0.0591
2908	0.1002	0.0590
3211	0.1014	0.0592
3504	0.1019	0.0591
3815	0.1024	0.0589
4144	0.1031	0.0588
4409	0.1031	0.0585
4711	0.1042	0.0583
5011	0.1050	0.0580
5325	0.1056	0.0577
5624	0.1096	0.0556
5938	0.1105	0.0559
6231	0.1111	0.0560
6542	0.1117	0.0561

APC
Thin Electric
11×5.5
 Figs. 5.137–5.138
 Run: kt0467

Ω	C_T	C_P
1868	0.0765	0.0335
2200	0.0791	0.0331
2450	0.0811	0.0328
2800	0.0820	0.0322
3095	0.0825	0.0318
3406	0.0835	0.0320
3716	0.0843	0.0319
4043	0.0848	0.0319
4350	0.0849	0.0319
4651	0.0857	0.0321
4968	0.0859	0.0321
5273	0.0863	0.0322
5577	0.0871	0.0325
5891	0.0876	0.0326
6213	0.0882	0.0329
6473	0.0888	0.0331

APC
Thin Electric
11×7
 Figs. 5.143–5.144
 Run: kt0534

Ω	C_T	C_P
1966	0.0971	0.0479

2322	0.0992	0.0463
2581	0.1008	0.0460
2869	0.1005	0.0457
3158	0.1015	0.0452
3438	0.1023	0.0450
3723	0.1036	0.0450
4034	0.1030	0.0444
4311	0.1038	0.0446
4572	0.1048	0.0449
4879	0.1050	0.0449
5181	0.1055	0.0450
5444	0.1063	0.0454
5749	0.1064	0.0454
5995	0.1075	0.0458
6320	0.1076	0.0458

APC
Thin Electric
11×8
 Figs. 5.149–5.150
 Run: kt0517

Ω	C_T	C_P
1655	0.0936	0.0536
2019	0.0962	0.0535
2320	0.0972	0.0531
2616	0.0978	0.0525
2916	0.0996	0.0532
3209	0.1002	0.0532
3512	0.1008	0.0538
3805	0.1009	0.0534
4119	0.1014	0.0533
4406	0.1023	0.0534
4722	0.1029	0.0534
5001	0.1042	0.0534
5302	0.1065	0.0529
5598	0.1072	0.0526
5905	0.1096	0.0517
6213	0.1118	0.0515

APC
Thin Electric
11×8.5
 Figs. 5.155–5.156
 Run: jb0452

Ω	C_T	C_P
1973	0.0945	0.0598
2275	0.0954	0.0596
2557	0.0959	0.0590
2829	0.0970	0.0589
3115	0.0973	0.0584
3380	0.0988	0.0588
3642	0.0994	0.0588
3929	0.0995	0.0587
4205	0.1003	0.0591

4468	0.1007	0.0591
4730	0.1010	0.0592
5027	0.1015	0.0595
5284	0.1054	0.0575
5559	0.1061	0.0576
5825	0.1062	0.0575
6122	0.1066	0.0578

APC
Thin Electric
11×10
 Figs. 5.161–5.162
 Run: pg0460

Ω	C_T	C_P
1989	0.1007	0.0760
2254	0.1001	0.0766
2524	0.1006	0.0776
2754	0.1012	0.0785
2987	0.1017	0.0793
3238	0.1024	0.0800
3501	0.1029	0.0808
3735	0.1032	0.0815
3963	0.1036	0.0819
4191	0.1037	0.0823
4478	0.1034	0.0818
4714	0.1049	0.0834
4981	0.1054	0.0837
5207	0.1049	0.0833
5453	0.1056	0.0838
5711	0.1058	0.0837

APC
Thin Electric
14×12
 Figs. 5.167–5.168
 Run: kt1063

Ω	C_T	C_P
1496	0.0860	0.0637
1636	0.0858	0.0633
1741	0.0869	0.0643
1904	0.0872	0.0638
2036	0.0873	0.0636
2172	0.0883	0.0638
2302	0.0884	0.0641
2444	0.0886	0.0639
2574	0.0890	0.0641
2706	0.0893	0.0642
2842	0.0894	0.0641
2972	0.0900	0.0645
3115	0.0903	0.0648
3244	0.0907	0.0650
3376	0.0910	0.0649
3506	0.0920	0.0653

APC
Thin Electric
17×12
Figs. 5.173–5.174
Run: jb1091

Ω	C_T	C_P
1392	0.0845	0.0535
1538	0.0851	0.0532
1569	0.0855	0.0537
1793	0.0866	0.0534
1915	0.0869	0.0536
2041	0.0873	0.0531
2157	0.0880	0.0535
2291	0.0880	0.0536
2421	0.0885	0.0539
2546	0.0887	0.0537
2667	0.0894	0.0539
2803	0.0895	0.0539
2920	0.0897	0.0540
3061	0.0902	0.0540
3184	0.0907	0.0541
3290	0.0909	0.0542

APC
Thin Electric
19×12
Figs. 5.179–5.180
Run: jb1078

Ω	C_T	C_P
1261	0.0880	0.0413
1376	0.0894	0.0412
1505	0.0897	0.0414
1612	0.0912	0.0410
1721	0.0913	0.0409
1833	0.0923	0.0410
1955	0.0927	0.0409
2070	0.0935	0.0407
2191	0.0931	0.0406
2309	0.0932	0.0408
2426	0.0936	0.0410
2537	0.0964	0.0399
2652	0.0955	0.0404
2776	0.0956	0.0406
2889	0.0964	0.0408
3007	0.0966	0.0409

Graupner
CAM Prop
9×4
Figs. 5.185–5.186
Run: rd0923

Ω	C_T	C_P
2554	0.0544	0.0302

2836	0.0559	0.0305
3105	0.0573	0.0304
3428	0.0584	0.0303
3709	0.0598	0.0304
4014	0.0608	0.0303
4319	0.0621	0.0302
4607	0.0632	0.0302
4919	0.0645	0.0302
5211	0.0655	0.0300
5506	0.0666	0.0300
5804	0.0675	0.0300
6101	0.0688	0.0299
6409	0.0692	0.0297
6704	0.0703	0.0297
7031	0.0708	0.0296

Graupner
CAM Prop
9×6
Figs. 5.191–5.192
Run: pg0915

Ω	C_T	C_P
2501	0.0834	0.0545
2745	0.0854	0.0551
3110	0.0872	0.0542
3377	0.0899	0.0539
3665	0.0899	0.0528
3931	0.0911	0.0526
4260	0.0919	0.0523
4513	0.0924	0.0520
4801	0.0938	0.0522
5083	0.0945	0.0521
5384	0.0951	0.0519
5666	0.0962	0.0517
5945	0.0983	0.0514
6225	0.0997	0.0509
6530	0.0997	0.0506
6816	0.0994	0.0502

Graupner
CAM Prop
10×6
Figs. 5.197–5.198
Run: rd0851

Ω	C_T	C_P
1987	0.0812	0.0494
2314	0.0833	0.0492
2565	0.0853	0.0487
2942	0.0901	0.0488
3270	0.0920	0.0478
3556	0.0932	0.0473
3863	0.0955	0.0468
4164	0.0967	0.0461
4475	0.0981	0.0458

4773	0.0985	0.0454
5073	0.0988	0.0451
5391	0.0996	0.0450
5728	0.1000	0.0448
6006	0.1001	0.0447
6308	0.1001	0.0445
6592	0.1007	0.0444

Graupner
CAM Prop
10×8
Figs. 5.203–5.204
Run: rd0843

Ω	C_T	C_P
1988	0.0916	0.0687
2331	0.0948	0.0696
2607	0.0949	0.0684
2876	0.0975	0.0682
3209	0.0980	0.0665
3487	0.0991	0.0656
3771	0.1007	0.0652
4046	0.1015	0.0646
4362	0.1023	0.0644
4652	0.1020	0.0642
4951	0.1026	0.0644
5273	0.1034	0.0643
5544	0.1041	0.0641
5852	0.1051	0.0641
6139	0.1061	0.0642
6451	0.1067	0.0637

Graupner
CAM Prop
11×4
Figs. 5.209–5.210
Run: rd0550

Ω	C_T	C_P
2025	0.0496	0.0234
2324	0.0509	0.0241
2635	0.0526	0.0236
2864	0.0541	0.0234
3208	0.0564	0.0247
3527	0.0578	0.0242
3811	0.0586	0.0238
4113	0.0598	0.0237
4381	0.0602	0.0236
4708	0.0613	0.0236
5012	0.0622	0.0235
5320	0.0635	0.0235
5603	0.0645	0.0233
5907	0.0654	0.0233
6208	0.0659	0.0232
6510	0.0660	0.0230

Graupner
CAM Prop
11×6
Figs. 5.215–5.216
Run: rd0556

Ω	C_T	C_P
1995	0.0663	0.0351
2296	0.0698	0.0353
2595	0.0712	0.0348
2885	0.0735	0.0343
3168	0.0757	0.0344
3484	0.0774	0.0343
3769	0.0794	0.0341
4076	0.0809	0.0336
4344	0.0831	0.0334
4632	0.0846	0.0330
4934	0.0846	0.0326
5221	0.0849	0.0325
5527	0.0858	0.0325
5833	0.0860	0.0324
6124	0.0863	0.0324
6397	0.0867	0.0324

Graupner
CAM Prop
11×8
Figs. 5.221–5.222
Run: kt0641

Ω	C_T	C_P
1993	0.0927	0.0614
2303	0.0939	0.0598
2568	0.0955	0.0592
2820	0.0970	0.0586
3096	0.0994	0.0586
3396	0.1004	0.0580
3650	0.1018	0.0579
3921	0.1039	0.0577
4201	0.1046	0.0573
4462	0.1067	0.0568
4743	0.1075	0.0563
5024	0.1093	0.0560
5301	0.1095	0.0556
5567	0.1103	0.0558
5838	0.1109	0.0559
6116	0.1114	0.0558

Graupner
CAM Slim
9×6
Figs. 5.227–5.228
Run: pg0945

Ω	C_T	C_P
2184	0.1234	0.0853

2490	0.1254	0.0846
2776	0.1249	0.0833
3052	0.1263	0.0837
3360	0.1264	0.0836
3640	0.1271	0.0833
3952	0.1269	0.0829
4232	0.1272	0.0828
4510	0.1273	0.0827
4802	0.1279	0.0831
5081	0.1282	0.0831
5380	0.1285	0.0829
5642	0.1289	0.0830
5923	0.1296	0.0834
6220	0.1299	0.0834
6528	0.1300	0.0834

**Graupner
CAM Slim
10×6**
Figs. 5.233–5.234
Run: jb0867

Ω	C_T	C_P
2203	0.1158	0.0623
2511	0.1161	0.0611
2758	0.1180	0.0613
3047	0.1173	0.0606
3339	0.1176	0.0607
3623	0.1181	0.0604
3898	0.1191	0.0608
4166	0.1196	0.0609
4447	0.1200	0.0610
4727	0.1203	0.0612
5000	0.1206	0.0612
5284	0.1213	0.0615
5601	0.1216	0.0616
5853	0.1220	0.0619
6143	0.1220	0.0620
6405	0.1224	0.0621

**Graupner
CAM Slim
10×8**
Figs. 5.239–5.240
Run: jb0859

Ω	C_T	C_P
2169	0.1279	0.0885
2466	0.1299	0.0886
2749	0.1301	0.0881
2994	0.1299	0.0872
3299	0.1300	0.0871
3540	0.1309	0.0872
3817	0.1312	0.0871
4069	0.1322	0.0874
4346	0.1327	0.0876

4611	0.1337	0.0879
4860	0.1336	0.0875
5164	0.1341	0.0878
5402	0.1341	0.0878
5690	0.1349	0.0881
5959	0.1350	0.0882
6247	0.1356	0.0885

**Graupner
Slim Prop
9×5**
Figs. 5.245–5.246
Run: kt0958

Ω	C_T	C_P
2892	0.0837	0.0401
3176	0.0837	0.0398
3449	0.0840	0.0398
3731	0.0844	0.0393
3936	0.0846	0.0390
4265	0.0852	0.0390
4511	0.0856	0.0389
4798	0.0863	0.0390
5059	0.0868	0.0390
5307	0.0871	0.0389
5571	0.0872	0.0388
5841	0.0879	0.0391
6096	0.0879	0.0389
6395	0.0887	0.0391
6649	0.0888	0.0391
6933	0.0894	0.0392

**Graupner
Super Nylon
9×5**
Figs. 5.251–5.252
Run: rd0929

Ω	C_T	C_P
2480	0.0970	0.0542
2811	0.1010	0.0545
3031	0.1019	0.0542
3409	0.1034	0.0534
3612	0.1032	0.0526
3967	0.1041	0.0523
4230	0.1044	0.0518
4517	0.1052	0.0518
4794	0.1057	0.0515
5095	0.1061	0.0513
5393	0.1064	0.0511
5662	0.1069	0.0512
5961	0.1072	0.0510
6240	0.1075	0.0509
6532	0.1075	0.0507
6764	0.1079	0.0508

**Graupner
Super Nylon
9×7**
Figs. 5.257–5.258
Run: rd0936

Ω	C_T	C_P
2303	0.1368	0.0857
2598	0.1409	0.0853
2880	0.1410	0.0844
3178	0.1412	0.0841
3459	0.1425	0.0834
3765	0.1417	0.0815
4029	0.1434	0.0826
4313	0.1438	0.0822
4594	0.1445	0.0823
4883	0.1446	0.0821
5173	0.1444	0.0818
5495	0.1449	0.0818
5745	0.1449	0.0817
6037	0.1448	0.0817
6313	0.1446	0.0814
6618	0.1448	0.0815

**Graupner
Super Nylon
10×6**
Figs. 5.263–5.264
Run: rd0779

Ω	C_T	C_P
2322	0.1073	0.0541
2561	0.1084	0.0535
2888	0.1092	0.0542
3197	0.1102	0.0553
3444	0.1101	0.0535
3752	0.1096	0.0521
4024	0.1112	0.0524
4326	0.1111	0.0521
4598	0.1118	0.0521
4894	0.1120	0.0521
5187	0.1122	0.0521
5477	0.1125	0.0520
5751	0.1129	0.0521
6033	0.1129	0.0520
6325	0.1128	0.0518
6648	0.1132	0.0518

**Graupner
Super Nylon
10×7**
Figs. 5.269–5.270
Run: rd0787

Ω	C_T	C_P
1954	0.1216	0.0684

2333	0.1236	0.0676
2550	0.1244	0.0672
2892	0.1250	0.0673
3148	0.1259	0.0615
3491	0.1262	0.0656
3776	0.1274	0.0656
4052	0.1269	0.0651
4354	0.1275	0.0653
4642	0.1277	0.0652
4939	0.1275	0.0650
5250	0.1279	0.0650
5532	0.1275	0.0648
5865	0.1279	0.0647
6124	0.1277	0.0645
6388	0.1277	0.0645

**Graupner
Super Nylon
11×6**
Figs. 5.275–5.276
Run: rd0665

Ω	C_T	C_P
1951	0.1024	0.0458
2313	0.1015	0.0444
2599	0.1043	0.0448
2879	0.1056	0.0448
3156	0.1023	0.0433
3444	0.1035	0.0431
3724	0.1032	0.0427
4011	0.1034	0.0426
4320	0.1046	0.0430
4599	0.1039	0.0423
4898	0.1048	0.0425
5180	0.1043	0.0422
5474	0.1050	0.0425
5741	0.1054	0.0425
6033	0.1059	0.0425
6338	0.1060	0.0426

**Graupner
Super Nylon
11×8**
Figs. 5.281–5.282
Run: rd0657

Ω	C_T	C_P
2045	0.1211	0.0591
2291	0.1219	0.0592
2526	0.1217	0.0581
2795	0.1213	0.0576
3045	0.1234	0.0579
3339	0.1230	0.0573
3576	0.1241	0.0575
3840	0.1245	0.0575
4080	0.1246	0.0574

4352	0.1249	0.0573
4633	0.1257	0.0575
4861	0.1252	0.0573
5118	0.1255	0.0571
5390	0.1258	0.0571
5655	0.1261	0.0571
5908	0.1259	0.0571

GWS
Direct Drive
9×5
 Figs. 5.287–5.288
 Run: jb1002

Ω	C_T	C_P
2523	0.0901	0.0436
2811	0.0911	0.0432
3078	0.0932	0.0437
3322	0.0940	0.0432
3678	0.0955	0.0432
3938	0.0956	0.0430
4224	0.0967	0.0430
4513	0.0984	0.0432
4805	0.0987	0.0431
5100	0.0994	0.0430
5373	0.0991	0.0428
5680	0.1005	0.0431
5963	0.1008	0.0431
6217	0.1012	0.0432
6518	0.1015	0.0432
6797	0.1018	0.0433

GWS
Direct Drive
10×6
 Figs. 5.293–5.294
 Run: jb0712

Ω	C_T	C_P
2454	0.0915	0.0416
2788	0.0920	0.0405
3070	0.0917	0.0399
3340	0.0926	0.0401
3633	0.0931	0.0398
3900	0.0924	0.0394
4203	0.0928	0.0394
4454	0.0929	0.0394
4743	0.0932	0.0394
5039	0.0930	0.0393
5299	0.0934	0.0395
5586	0.0933	0.0395
5895	0.0935	0.0396
6151	0.0935	0.0395
6429	0.0939	0.0397
6690	0.0937	0.0397

GWS
Direct Drive
11×7
 Figs. 5.299–5.300
 Run: jb0570

Ω	C_T	C_P
2004	0.1001	0.0434
2300	0.1015	0.0427
2578	0.1018	0.0422
2870	0.1024	0.0417
3157	0.1027	0.0413
3453	0.1037	0.0419
3741	0.1035	0.0412
4002	0.1038	0.0409
4308	0.1035	0.0406
4580	0.1042	0.0409
4879	0.1049	0.0410
5146	0.1047	0.0411
5437	0.1048	0.0410
5723	0.1054	0.0411
6032	0.1052	0.0410
6298	0.1054	0.0411

GWS
Slow Flyer
9×4.7
 Figs. 5.305–5.306
 Run: kt0965

Ω	C_T	C_P
2680	0.1076	0.0542
2973	0.1105	0.0551
3199	0.1121	0.0553
3507	0.1136	0.0557
3793	0.1139	0.0558
4071	0.1147	0.0555
4364	0.1151	0.0553
4606	0.1160	0.0553
4900	0.1169	0.0554
5175	0.1173	0.0553
5444	0.1172	0.0549
5719	0.1176	0.0548
6031	0.1170	0.0543
6268	0.1169	0.0541
6548	0.1169	0.0538
6827	0.1164	0.0534

GWS
Slow Flyer
9×7
 Figs. 5.311–5.312
 Run: kt0972

Ω	C_T	C_P
2917	0.1463	0.0895

3138	0.1473	0.0900
3367	0.1481	0.0909
3608	0.1485	0.0914
3837	0.1494	0.0922
4109	0.1504	0.0930
4276	0.1515	0.0936
4542	0.1522	0.0945
4769	0.1536	0.0957
5008	0.1539	0.0960
5259	0.1538	0.0962
5476	0.1541	0.0968
5723	0.1538	0.0989
5937	0.1543	0.1027
6168	0.1545	0.1060
6431	0.1540	0.1117

GWS
Slow Flyer
10×4.7
 Figs. 5.317–5.318
 Run: jb0875

Ω	C_T	C_P
2209	0.1175	0.0572
2432	0.1197	0.0578
2743	0.1212	0.0584
3023	0.1237	0.0591
3302	0.1253	0.0596
3578	0.1264	0.0597
3862	0.1278	0.0601
4122	0.1289	0.0606
4395	0.1302	0.0610
4668	0.1306	0.0613
4965	0.1320	0.0618
5243	0.1329	0.0622
5492	0.1338	0.0627
5763	0.1332	0.0626
6044	0.1346	0.0632
6298	0.1348	0.0633

GWS
Slow Flyer
10×8
 Figs. 5.323–5.324
 Run: jb0880

Ω	C_T	C_P
2189	0.1464	0.0809
2438	0.1475	0.0812
2678	0.1487	0.0813
2911	0.1487	0.0812
3140	0.1496	0.0818
3368	0.1505	0.0824
3601	0.1508	0.0822
3855	0.1521	0.0829
4074	0.1516	0.0823

4309	0.1523	0.0829
4537	0.1528	0.0831
4791	0.1536	0.0837
5021	0.1537	0.0839
5247	0.1540	0.0842
5466	0.1551	0.0849
5703	0.1554	0.0851

GWS
Slow Flyer
11×4.7
 Figs. 5.329–5.330
 Run: jb0563

Ω	C_T	C_P
2014	0.0988	0.0425
2290	0.1018	0.0436
2583	0.1045	0.0445
2871	0.1062	0.0448
3131	0.1095	0.0461
3414	0.1122	0.0479
3696	0.1136	0.0480
3960	0.1153	0.0480
4241	0.1166	0.0483
4513	0.1179	0.0487
4800	0.1190	0.0491
5092	0.1200	0.0494
5383	0.1209	0.0498
5657	0.1215	0.0500
5947	0.1224	0.0505
6192	0.1228	0.0509

GWS
Slow Flyer
11×8
 Figs. 5.335–5.336
 Run: kt0649

Ω	C_T	C_P
1873	0.1371	0.0700
2159	0.1390	0.0703
2409	0.1407	0.0714
2672	0.1428	0.0726
2920	0.1432	0.0730
3172	0.1451	0.0742
3423	0.1457	0.0751
3693	0.1468	0.0758
3929	0.1476	0.0765
4202	0.1482	0.0774
4434	0.1492	0.0786
4693	0.1474	0.0833
4944	0.1461	0.0866
5231	0.1439	0.0880
5487	0.1452	0.0852
5719	0.1522	0.0850

Kyosho		
9×6		
Figs. 5.341–5.342		
Run: jb1039		
Ω	C_T	C_P
2356	0.0918	0.0592
2695	0.0964	0.0575
2979	0.1006	0.0559
3244	0.1020	0.0552
3590	0.1054	0.0547
3886	0.1066	0.0545
4163	0.1070	0.0537
4467	0.1080	0.0535
4758	0.1084	0.0530
5046	0.1093	0.0530
5352	0.1093	0.0527
5639	0.1091	0.0525
5975	0.1090	0.0521
6245	0.1094	0.0521
6509	0.1096	0.0520
6767	0.1101	0.0521

Kyosho		
10×6		
Figs. 5.347–5.348		
Run: jb0762		
Ω	C_T	C_P
2297	0.0949	0.0616
2599	0.0940	0.0595
2868	0.0960	0.0598
3164	0.0962	0.0589
3452	0.0972	0.0582
3710	0.0977	0.0575
3989	0.0987	0.0569
4270	0.0998	0.0566
4544	0.1001	0.0562
4841	0.1004	0.0559
5113	0.1008	0.0558
5411	0.1011	0.0556
5669	0.1013	0.0556
5959	0.1013	0.0555
6251	0.1020	0.0557
6528	0.1015	0.0553

Kyosho		
10×7		
Figs. 5.353–5.354		
Run: rd0770		
Ω	C_T	C_P
2012	0.0906	0.0687
2345	0.0944	0.0693
2546	0.0969	0.0697

2896	0.0976	0.0682
3206	0.0992	0.0679
3523	0.1008	0.0664
3821	0.1024	0.0654
4101	0.1047	0.0639
4406	0.1094	0.0621
4716	0.1097	0.0617
5018	0.1103	0.0616
5335	0.1148	0.0585
5621	0.1154	0.0585
5915	0.1152	0.0583
6203	0.1152	0.0581
6515	0.1154	0.0580

Kyosho		
11×7		
Figs. 5.359–5.360		
Run: kt0704		
Ω	C_T	C_P
2066	0.0970	0.0534
2391	0.1020	0.0526
2662	0.1045	0.0514
2920	0.1064	0.0514
3202	0.1073	0.0512
3471	0.1077	0.0504
3744	0.1081	0.0498
4029	0.1092	0.0498
4296	0.1091	0.0493
4586	0.1094	0.0492
4848	0.1096	0.0491
5117	0.1096	0.0488
5403	0.1100	0.0489
5666	0.1100	0.0488
5940	0.1105	0.0489
6191	0.1105	0.0489

Kyosho		
11×9		
Figs. 5.365–5.366		
Run: rd0606		
Ω	C_T	C_P
1655	0.0933	0.0751
2015	0.0965	0.0752
2285	0.0977	0.0742
2569	0.0993	0.0721
2846	0.1015	0.0718
3151	0.1042	0.0707
3424	0.1066	0.0680
3707	0.1087	0.0665
4000	0.1154	0.0618
4292	0.1163	0.0611

4565	0.1167	0.0607
4851	0.1168	0.0603
5127	0.1170	0.0602
5438	0.1168	0.0599
5736	0.1172	0.0599
6008	0.1173	0.0599

Master Airscrew		
Electric		
9×6		
Figs. 5.371–5.372		
Run: kj1017		

Ω	C_T	C_P
2472	0.0981	0.0747
2810	0.0988	0.0741
3029	0.1002	0.0742
3326	0.1012	0.0748
3599	0.1027	0.0742
3886	0.1035	0.0737
4149	0.1049	0.0736
4417	0.1064	0.0736
4678	0.1079	0.0734
4982	0.1092	0.0733
5240	0.1108	0.0733
5506	0.1115	0.0732
5813	0.1127	0.0728
6071	0.1140	0.0727
6331	0.1176	0.0714
6627	0.1192	0.0716

Master Airscrew		
Electric		
10×7		
Figs. 5.377–5.378		
Run: jb0754		

Ω	C_T	C_P
2182	0.1055	0.0712
2484	0.1107	0.0726
2780	0.1122	0.0715
3048	0.1146	0.0707
3295	0.1188	0.0703
3584	0.1197	0.0697
3851	0.1216	0.0700
4113	0.1233	0.0695
4387	0.1241	0.0691
4654	0.1317	0.0689
4953	0.1317	0.0686
5217	0.1319	0.0686
5503	0.1317	0.0683
5749	0.1310	0.0679
6015	0.1314	0.0681
6305	0.1312	0.0679

Master Airscrew		
Electric		
11×7		
Figs. 5.383–5.384		
Run: rd0577		
Ω	C_T	C_P
2003	0.1074	0.0664
2268	0.1082	0.0656
2534	0.1094	0.0653
2779	0.1114	0.0656
3077	0.1121	0.0653
3320	0.1126	0.0656
3571	0.1154	0.0659
3823	0.1174	0.0659
4087	0.1216	0.0658
4347	0.1271	0.0657
4626	0.1285	0.0657
4866	0.1301	0.0662
5146	0.1308	0.0661
5373	0.1316	0.0659
5644	0.1378	0.0651
5895	0.1387	0.0652

Master Airscrew		
G/F		
9×4		
Figs. 5.389–5.390		
Run: rd0894		

Ω	C_T	C_P
2985	0.0626	0.0341
3313	0.0669	0.0346
3558	0.0677	0.0339
3793	0.0693	0.0341
4072	0.0708	0.0338
4357	0.0718	0.0336
4634	0.0723	0.0333
4898	0.0735	0.0333
5134	0.0741	0.0333
5418	0.0743	0.0330
5682	0.0751	0.0331
5952	0.0756	0.0330
6228	0.0761	0.0330
6490	0.0765	0.0328
6756	0.0764	0.0327
7007	0.0769	0.0327

Master Airscrew		
G/F		
9×6		
Figs. 5.395–5.396		
Run: rd0886		

Ω	C_T	C_P
2510	0.0803	0.0531

2785	0.0827	0.0528
3100	0.0870	0.0525
3329	0.0918	0.0524
3654	0.0948	0.0517
3942	0.0974	0.0513
4222	0.0987	0.0510
4524	0.0999	0.0508
4800	0.1009	0.0506
5094	0.1015	0.0504
5370	0.1021	0.0501
5666	0.1027	0.0501
5944	0.1030	0.0498
6261	0.1031	0.0496
6532	0.1030	0.0494
6806	0.1028	0.0490

**Master Airscrew
G/F
10×6**
Figs. 5.401–5.402
Run: pg0728

Ω	C_T	C_P
2207	0.0938	0.0503
2462	0.0960	0.0490
2782	0.0984	0.0484
3077	0.0989	0.0475
3359	0.1007	0.0476
3634	0.1013	0.0472
3921	0.1023	0.0472
4220	0.1020	0.0466
4515	0.1026	0.0466
4799	0.1030	0.0465
5071	0.1031	0.0465
5356	0.1031	0.0462
5657	0.1030	0.0461
5922	0.1035	0.0462
6213	0.1032	0.0460
6505	0.1028	0.0458

**Master Airscrew
G/F
10×8**
Figs. 5.407–5.408
Run: pg0719

Ω	C_T	C_P
1971	0.1179	0.0683
2285	0.1229	0.0673
2575	0.1245	0.0665
2866	0.1242	0.0654
3165	0.1230	0.0649
3463	0.1232	0.0645
3732	0.1214	0.0633
4028	0.1211	0.0631
4300	0.1202	0.0627

4582	0.1200	0.0625
4897	0.1197	0.0624
5189	0.1199	0.0626
5477	0.1194	0.0622
5727	0.1194	0.0623
6034	0.1196	0.0624
6332	0.1194	0.0622

**Master Airscrew
G/F
11×4**
Figs. 5.413–5.414
Run: rd0593

Ω	C_T	C_P
2013	0.0471	0.0243
2325	0.0505	0.0244
2637	0.0535	0.0240
2943	0.0559	0.0238
3297	0.0588	0.0250
3577	0.0598	0.0241
3902	0.0615	0.0238
4197	0.0621	0.0237
4510	0.0631	0.0237
4843	0.0640	0.0236
5142	0.0644	0.0235
5462	0.0648	0.0233
5751	0.0650	0.0232
6096	0.0649	0.0231
6406	0.0653	0.0231
6705	0.0656	0.0229

**Master Airscrew
G/F
11×6**
Figs. 5.419–5.420
Run: kt0689

Ω	C_T	C_P
2085	0.0813	0.0396
2436	0.0861	0.0393
2705	0.0882	0.0389
2992	0.0895	0.0386
3256	0.0904	0.0384
3553	0.0917	0.0381
3831	0.0920	0.0380
4139	0.0922	0.0377
4401	0.0932	0.0377
4686	0.0930	0.0375
4991	0.0933	0.0374
5275	0.0936	0.0374
5568	0.0936	0.0372
5847	0.0938	0.0373
6105	0.0939	0.0372
6418	0.0935	0.0370

**Master Airscrew
G/F
11×7**
Figs. 5.425–5.426
Run: rd0586

Ω	C_T	C_P
2002	0.0811	0.0413
2296	0.0852	0.0412
2590	0.0888	0.0412
2893	0.0909	0.0407
3180	0.0934	0.0406
3479	0.0941	0.0403
3770	0.0957	0.0403
4068	0.0966	0.0401
4359	0.0975	0.0401
4660	0.0981	0.0400
4933	0.0988	0.0400
5225	0.0989	0.0398
5543	0.0995	0.0399
5830	0.0995	0.0396
6121	0.0999	0.0397
6422	0.0999	0.0395

**Master Airscrew
G/F
11×8**
Figs. 5.431–5.432
Run: pg0598

Ω	C_T	C_P
1670	0.0915	0.0537
1993	0.0987	0.0516
2302	0.1027	0.0515
2569	0.1043	0.0507
2867	0.1071	0.0506
3138	0.1076	0.0500
3441	0.1083	0.0503
3721	0.1083	0.0494
4012	0.1086	0.0490
4296	0.1088	0.0487
4576	0.1085	0.0485
4877	0.1088	0.0486
5139	0.1084	0.0483
5441	0.1084	0.0481
5732	0.1084	0.0481
6005	0.1085	0.0481

**Master Airscrew
Scimitar
9×5**
Figs. 5.437–5.438
Run: pg0900

Ω	C_T	C_P
2487	0.0632	0.0445

2835	0.0646	0.0443
3109	0.0652	0.0439
3411	0.0662	0.0438
3685	0.0672	0.0439
3975	0.0679	0.0437
4263	0.0695	0.0438
4569	0.0705	0.0435
4885	0.0724	0.0435
5141	0.0736	0.0438
5442	0.0750	0.0438
5746	0.0770	0.0439
6045	0.0787	0.0439
6352	0.0795	0.0438
6629	0.0802	0.0437
6913	0.0809	0.0437

**Master Airscrew
Scimitar
9×7**
Figs. 5.443–5.444
Run: pg0907

Ω	C_T	C_P
2469	0.0937	0.0620
2796	0.0964	0.0618
3080	0.0986	0.0607
3337	0.1059	0.0604
3614	0.1090	0.0601
3908	0.1106	0.0597
4200	0.1120	0.0597
4476	0.1130	0.0595
4757	0.1134	0.0590
5032	0.1148	0.0592
5313	0.1151	0.0591
5590	0.1154	0.0591
5879	0.1151	0.0586
6137	0.1158	0.0588
6430	0.1155	0.0585
6720	0.1154	0.0585

**Master Airscrew
Scimitar
10×5**
Figs. 5.449–5.450
Run: kt0745

Ω	C_T	C_P
2389	0.0774	0.0509
2695	0.0801	0.0510
2965	0.0813	0.0510
3257	0.0822	0.0510
3526	0.0839	0.0511
3828	0.0849	0.0511
4088	0.0859	0.0511
4368	0.0874	0.0512
4671	0.0893	0.0511

4931	0.0908	0.0509
5230	0.0928	0.0510
5501	0.0940	0.0509
5788	0.0961	0.0510
6038	0.0983	0.0514
6350	0.0997	0.0516
6617	0.1002	0.0513

**Master Airscrew
Scimitar**
10×7
Figs. 5.455–5.456
Run: kt0737

Ω	C_T	C_P
2265	0.0960	0.0573
2627	0.0990	0.0567
2883	0.1005	0.0565
3172	0.1042	0.0561
3453	0.1063	0.0555
3740	0.1081	0.0557
4019	0.1087	0.0556
4327	0.1086	0.0554
4610	0.1087	0.0551
4881	0.1090	0.0550
5188	0.1085	0.0547
5498	0.1083	0.0545
5744	0.1086	0.0546
6052	0.1083	0.0544
6332	0.1083	0.0542
6586	0.1083	0.0542

**Master Airscrew
Scimitar**
11×6
Figs. 5.461–5.462
Run: kt0696

Ω	C_T	C_P
2197	0.0686	0.0407
2488	0.0702	0.0404
2791	0.0711	0.0401
3060	0.0725	0.0401
3343	0.0741	0.0401
3630	0.0754	0.0397
3908	0.0769	0.0395
4180	0.0787	0.0394
4448	0.0808	0.0394
4736	0.0830	0.0393
5020	0.0846	0.0393
5294	0.0863	0.0392
5566	0.0876	0.0392
5842	0.0890	0.0395
6127	0.0899	0.0395
6416	0.0910	0.0396

**Master Airscrew
Scimitar**
11×7
Figs. 5.467–5.468
Run: jb0680

Ω	C_T	C_P
2006	0.0790	0.0458
2282	0.0818	0.0471
2609	0.0837	0.0459
2849	0.0854	0.0457
3122	0.0873	0.0460
3401	0.0883	0.0458
3695	0.0899	0.0452
3964	0.0911	0.0450
4259	0.0919	0.0444
4532	0.0932	0.0442
4828	0.0949	0.0442
5093	0.0959	0.0438
5393	0.0976	0.0438
5651	0.0985	0.0438
5928	0.0998	0.0440
6205	0.1013	0.0441

**Master Airscrew
Scimitar**
11×8
Figs. 5.473–5.474
Run: rd0672

Ω	C_T	C_P
1998	0.0959	0.0558
2285	0.1012	0.0561
2530	0.0995	0.0524
2824	0.1040	0.0525
3077	0.1074	0.0527
3351	0.1075	0.0522
3623	0.1100	0.0522
3862	0.1117	0.0523
4141	0.1110	0.0519
4407	0.1123	0.0521
4690	0.1120	0.0516
4942	0.1118	0.0516
5220	0.1118	0.0516
5468	0.1109	0.0511
5733	0.1116	0.0512
6030	0.1110	0.0509

Appendix C

Tabulated Performance Data

Appendix C presents the tabular form of the performance data for all of the propellers tested. For each propeller, the figure numbers that the data corresponds to are provided. Since the performance data was obtained with several wind tunnel runs, the data for each propeller is separated into several sets. For each data set, the run number and the average propeller speed is provided. The individual sets give the thrust and power coefficients, as well as the efficiency, for each advance ratio tested.

APC
Slow Flyer
9×4.7
 Figs. 5.2–5.4

Run: kt1033
 Avg RPM: 4008

J	C_T	C_P	η
0.162	0.0936	0.0510	0.298
0.200	0.0875	0.0499	0.351
0.243	0.0809	0.0491	0.401
0.283	0.0742	0.0478	0.440
0.330	0.0654	0.0462	0.467
0.366	0.0582	0.0446	0.477
0.413	0.0482	0.0422	0.472
0.442	0.0418	0.0405	0.456
0.488	0.0306	0.0372	0.401
0.535	0.0183	0.0336	0.292
0.574	0.0075	0.0302	0.142
0.600	0.0000	0.0279	-0.001
0.647	-0.0145	0.0232	-0.405
0.690	-0.0281	0.0186	-1.043
0.730	-0.0409	0.0143	-2.086
0.777	-0.0572	0.0085	-5.237

Run: kt1034
 Avg RPM: 5013

J	C_T	C_P	η
0.128	0.0993	0.0513	0.249
0.161	0.0939	0.0503	0.300
0.193	0.0891	0.0498	0.345
0.228	0.0832	0.0488	0.389
0.259	0.0780	0.0478	0.423
0.296	0.0717	0.0469	0.453
0.326	0.0657	0.0457	0.469
0.361	0.0585	0.0441	0.479
0.388	0.0529	0.0427	0.480
0.421	0.0452	0.0406	0.468
0.460	0.0361	0.0382	0.435
0.487	0.0292	0.0362	0.392
0.519	0.0208	0.0337	0.320
0.548	0.0127	0.0314	0.221
0.585	0.0018	0.0281	0.037
0.616	-0.0077	0.0251	-0.190
0.647	-0.0172	0.0221	-0.504

Run: kt1035
 Avg RPM: 6029

J	C_T	C_P	η
0.105	0.1027	0.0512	0.211
0.135	0.0982	0.0506	0.261
0.160	0.0942	0.0500	0.301
0.188	0.0895	0.0492	0.343
0.217	0.0847	0.0484	0.379

0.243	0.0801	0.0476	0.410
0.270	0.0753	0.0468	0.435
0.296	0.0707	0.0460	0.454
0.321	0.0657	0.0450	0.469
0.352	0.0591	0.0435	0.479
0.382	0.0525	0.0419	0.480
0.404	0.0477	0.0407	0.474
0.432	0.0409	0.0388	0.456
0.458	0.0346	0.0370	0.427
0.482	0.0281	0.0352	0.385
0.513	0.0196	0.0328	0.306
0.540	0.0119	0.0306	0.209

Run: kt1036
 Avg RPM: 6004

J	C_T	C_P	η
0.456	0.0347	0.0370	0.427
0.484	0.0274	0.0350	0.379
0.509	0.0204	0.0330	0.315
0.540	0.0117	0.0305	0.206
0.567	0.0039	0.0282	0.078
0.594	-0.0043	0.0257	-0.100
0.615	-0.0110	0.0238	-0.286
0.652	-0.0226	0.0202	-0.727
0.683	-0.0324	0.0172	-1.289
0.711	-0.0418	0.0142	-2.095
0.735	-0.0500	0.0114	-3.216
0.754	-0.0571	0.0090	-4.763

Run: kt1037
 Avg RPM: 6815

J	C_T	C_P	η
0.092	0.1039	0.0507	0.189
0.119	0.1002	0.0503	0.237
0.141	0.0963	0.0494	0.276
0.169	0.0925	0.0491	0.317
0.191	0.0885	0.0483	0.350
0.216	0.0841	0.0475	0.383
0.239	0.0804	0.0471	0.409
0.263	0.0761	0.0465	0.430
0.286	0.0714	0.0455	0.449
0.309	0.0667	0.0445	0.463
0.333	0.0619	0.0434	0.474
0.355	0.0569	0.0422	0.479
0.379	0.0518	0.0410	0.479
0.405	0.0456	0.0393	0.469
0.428	0.0398	0.0378	0.451
0.451	0.0338	0.0362	0.422
0.474	0.0277	0.0345	0.381

Run: kt1038
 Avg RPM: 6819

J	C_T	C_P	η
0.403	0.0463	0.0396	0.470
0.429	0.0399	0.0379	0.451
0.454	0.0331	0.0360	0.417
0.476	0.0274	0.0344	0.378
0.497	0.0213	0.0328	0.323
0.521	0.0144	0.0308	0.244
0.548	0.0069	0.0288	0.131
0.568	0.0006	0.0269	0.014
0.593	-0.0067	0.0248	-0.161
0.623	-0.0163	0.0221	-0.461
0.644	-0.0232	0.0200	-0.748
0.671	-0.0317	0.0174	-1.226
0.691	-0.0384	0.0153	-1.731
0.718	-0.0476	0.0124	-2.751
0.741	-0.0558	0.0097	-4.281
0.761	-0.0626	0.0075	-6.361

APC
Slow Flyer
9×6
 Figs. 5.8–5.10

Run: kt0980
 Avg RPM: 4016

J	C_T	C_P	η
0.158	0.1296	0.0798	0.256
0.198	0.1231	0.0788	0.309
0.240	0.1156	0.0770	0.360
0.276	0.1091	0.0754	0.399
0.325	0.1006	0.0735	0.445
0.361	0.0932	0.0714	0.471
0.401	0.0866	0.0700	0.496
0.442	0.0788	0.0678	0.514
0.478	0.0721	0.0659	0.523
0.521	0.0628	0.0625	0.524
0.555	0.0555	0.0598	0.515
0.600	0.0454	0.0560	0.487
0.648	0.0336	0.0510	0.427
0.678	0.0266	0.0481	0.375
0.722	0.0145	0.0426	0.246
0.760	0.0032	0.0373	0.066
0.807	-0.0103	0.0312	-0.267

Run: kt0981
 Avg RPM: 5022

J	C_T	C_P	η
0.126	0.1402	0.0852	0.207
0.159	0.1367	0.0850	0.255
0.192	0.1324	0.0847	0.300
0.225	0.1271	0.0840	0.341
0.255	0.1214	0.0827	0.375

0.290 0.1146 0.0809 0.411
 0.320 0.1088 0.0794 0.439
 0.352 0.1021 0.0773 0.465
 0.383 0.0961 0.0757 0.486
 0.414 0.0902 0.0741 0.504
 0.448 0.0832 0.0718 0.519
 0.479 0.0771 0.0700 0.527
 0.512 0.0698 0.0672 0.532
 0.541 0.0636 0.0650 0.530
 0.576 0.0560 0.0620 0.520
 0.605 0.0496 0.0596 0.503
 0.639 0.0412 0.0560 0.470

Run: kt0982
 Avg RPM: 5006

J	C_T	C_P	η
0.541	0.0631	0.0646	0.528
0.574	0.0561	0.0621	0.519
0.609	0.0480	0.0588	0.497
0.635	0.0421	0.0565	0.473
0.673	0.0326	0.0523	0.420
0.697	0.0266	0.0496	0.373
0.737	0.0153	0.0442	0.255
0.768	0.0063	0.0401	0.120
0.807	-0.0058	0.0342	-0.136
0.833	-0.0143	0.0300	-0.396
0.872	-0.0272	0.0235	-1.009
0.904	-0.0370	0.0184	-1.814
0.933	-0.0471	0.0135	-3.267
0.965	-0.0581	0.0078	-7.217

Run: kt0983
 Avg RPM: 6017

J	C_T	C_P	η
0.107	0.1468	0.0901	0.174
0.139	0.1442	0.0902	0.222
0.158	0.1419	0.0900	0.250
0.185	0.1392	0.0899	0.286
0.215	0.1358	0.0899	0.325
0.241	0.1325	0.0896	0.356
0.268	0.1279	0.0888	0.386
0.293	0.1229	0.0877	0.411
0.322	0.1172	0.0863	0.437
0.348	0.1112	0.0842	0.459
0.379	0.1044	0.0820	0.482
0.404	0.0989	0.0803	0.498
0.431	0.0928	0.0782	0.511
0.452	0.0883	0.0767	0.521
0.478	0.0825	0.0746	0.529
0.504	0.0771	0.0728	0.534
0.528	0.0717	0.0708	0.535

Run: kt0984
 Avg RPM: 6022

J	C_T	C_P	η
0.453	0.0877	0.0764	0.520
0.479	0.0817	0.0741	0.528
0.505	0.0766	0.0725	0.534
0.531	0.0709	0.0703	0.536
0.557	0.0654	0.0682	0.533
0.580	0.0601	0.0662	0.527
0.616	0.0521	0.0629	0.510
0.639	0.0466	0.0606	0.491
0.663	0.0407	0.0580	0.465
0.689	0.0341	0.0550	0.427
0.714	0.0275	0.0518	0.379
0.743	0.0194	0.0478	0.301
0.773	0.0104	0.0435	0.185
0.804	0.0008	0.0387	0.016
0.825	-0.0057	0.0355	-0.133
0.862	-0.0180	0.0292	-0.532
0.878	-0.0229	0.0266	-0.756
0.911	-0.0345	0.0206	-1.527
0.940	-0.0441	0.0156	-2.664
0.965	-0.0526	0.0110	-4.600

Run: kt0985
 Avg RPM: 6523

J	C_T	C_P	η
0.101	0.1499	0.0931	0.163
0.124	0.1480	0.0931	0.197
0.148	0.1459	0.0931	0.232
0.170	0.1430	0.0924	0.263
0.197	0.1406	0.0926	0.299
0.221	0.1382	0.0927	0.329
0.247	0.1347	0.0923	0.360
0.273	0.1308	0.0918	0.389
0.296	0.1269	0.0913	0.411
0.321	0.1221	0.0901	0.436
0.349	0.1148	0.0874	0.458
0.372	0.1098	0.0860	0.475
0.393	0.1050	0.0844	0.490
0.416	0.0995	0.0824	0.502
0.444	0.0933	0.0802	0.517
0.468	0.0880	0.0782	0.526
0.491	0.0831	0.0765	0.532

Run: kt0986
 Avg RPM: 6514

J	C_T	C_P	η
0.420	0.0979	0.0814	0.505
0.444	0.0927	0.0796	0.517
0.468	0.0879	0.0781	0.526
0.490	0.0826	0.0761	0.532
0.513	0.0778	0.0744	0.536
0.543	0.0712	0.0719	0.538

0.566	0.0661	0.0699	0.535
0.589	0.0611	0.0679	0.530
0.616	0.0550	0.0655	0.517
0.644	0.0479	0.0623	0.495
0.669	0.0422	0.0600	0.471
0.689	0.0372	0.0575	0.446
0.712	0.0305	0.0542	0.401
0.735	0.0247	0.0513	0.353
0.768	0.0148	0.0464	0.245
0.788	0.0086	0.0434	0.156
0.819	-0.0010	0.0385	-0.022
0.838	-0.0074	0.0352	-0.177
0.866	-0.0165	0.0306	-0.466
0.885	-0.0226	0.0273	-0.733
0.912	-0.0322	0.0221	-1.326
0.940	-0.0413	0.0173	-2.239
0.965	-0.0497	0.0127	-3.783

APC
Slow Flyer
10×4.7
 Figs. 5.14–5.16

Run: kt0836
 Avg RPM: 4014

J	C_T	C_P	η
0.142	0.0962	0.0495	0.275
0.178	0.0908	0.0489	0.330
0.216	0.0844	0.0478	0.382
0.255	0.0784	0.0468	0.427
0.289	0.0720	0.0454	0.458
0.326	0.0663	0.0447	0.483
0.361	0.0591	0.0430	0.496
0.399	0.0514	0.0411	0.499
0.438	0.0426	0.0386	0.484
0.468	0.0360	0.0368	0.457
0.510	0.0252	0.0338	0.381
0.534	0.0192	0.0320	0.320
0.577	0.0072	0.0283	0.147
0.613	-0.0033	0.0250	-0.080
0.648	-0.0137	0.0218	-0.407
0.686	-0.0257	0.0178	-0.988
0.720	-0.0365	0.0143	-1.842

Run: kt0837
 Avg RPM: 5018

J	C_T	C_P	η
0.115	0.1046	0.0523	0.230
0.143	0.1004	0.0517	0.277
0.173	0.0956	0.0510	0.324
0.199	0.0914	0.0504	0.362
0.231	0.0864	0.0496	0.402
0.263	0.0808	0.0484	0.438
0.290	0.0760	0.0475	0.464

0.319 0.0711 0.0467 0.485
 0.350 0.0649 0.0453 0.501
 0.377 0.0595 0.0440 0.510
 0.408 0.0526 0.0420 0.511
 0.432 0.0474 0.0406 0.505
 0.461 0.0406 0.0385 0.485
 0.487 0.0342 0.0367 0.455
 0.520 0.0258 0.0342 0.392
 0.548 0.0182 0.0319 0.312
 0.576 0.0100 0.0294 0.196

Run: rd0838
 Avg RPM: 4997

J	C_T	C_P	η
0.488	0.0339	0.0367	0.451
0.520	0.0253	0.0341	0.387
0.548	0.0180	0.0319	0.309
0.576	0.0098	0.0293	0.193
0.605	0.0012	0.0265	0.026
0.637	-0.0082	0.0236	-0.222
0.662	-0.0162	0.0209	-0.513
0.693	-0.0258	0.0177	-1.011
0.720	-0.0344	0.0148	-1.681
0.750	-0.0445	0.0115	-2.915
0.783	-0.0554	0.0080	-5.435

Run: rd0839
 Avg RPM: 6023

J	C_T	C_P	η
0.095	0.1140	0.0561	0.193
0.121	0.1100	0.0556	0.239
0.146	0.1052	0.0547	0.281
0.169	0.1011	0.0539	0.317
0.192	0.0969	0.0531	0.350
0.217	0.0922	0.0521	0.384
0.240	0.0886	0.0515	0.414
0.267	0.0835	0.0504	0.443
0.290	0.0795	0.0496	0.465
0.316	0.0750	0.0487	0.486
0.334	0.0714	0.0480	0.497
0.358	0.0665	0.0469	0.509
0.381	0.0618	0.0456	0.516
0.408	0.0558	0.0438	0.519
0.431	0.0505	0.0422	0.516
0.454	0.0452	0.0406	0.505
0.477	0.0395	0.0388	0.485

Run: rd0840
 Avg RPM: 6020

J	C_T	C_P	η
0.408	0.0553	0.0435	0.518
0.433	0.0500	0.0421	0.514
0.458	0.0438	0.0401	0.501
0.480	0.0385	0.0385	0.481
0.508	0.0314	0.0363	0.440

0.529 0.0258 0.0346 0.395
 0.552 0.0195 0.0326 0.329
 0.575 0.0128 0.0306 0.241
 0.602 0.0046 0.0279 0.100
 0.623 -0.0019 0.0257 -0.047
 0.652 -0.0110 0.0227 -0.317
 0.672 -0.0171 0.0207 -0.556
 0.701 -0.0265 0.0176 -1.059
 0.720 -0.0325 0.0155 -1.512
 0.749 -0.0421 0.0122 -2.572
 0.775 -0.0512 0.0093 -4.270

Run: rd0841
 Avg RPM: 6512

J	C_T	C_P	η
0.089	0.1171	0.0574	0.182
0.112	0.1139	0.0573	0.222
0.134	0.1094	0.0562	0.262
0.156	0.1064	0.0560	0.296
0.176	0.1020	0.0549	0.327
0.199	0.0978	0.0541	0.359
0.225	0.0930	0.0530	0.395
0.246	0.0888	0.0521	0.420
0.266	0.0847	0.0510	0.442
0.287	0.0813	0.0505	0.463
0.309	0.0777	0.0498	0.482
0.332	0.0729	0.0488	0.496
0.358	0.0680	0.0477	0.511
0.379	0.0638	0.0466	0.518
0.396	0.0600	0.0454	0.522
0.421	0.0542	0.0436	0.522
0.445	0.0484	0.0418	0.515

Run: rd0842
 Avg RPM: 6513

J	C_T	C_P	η
0.378	0.0632	0.0463	0.516
0.400	0.0584	0.0449	0.521
0.421	0.0542	0.0437	0.522
0.441	0.0492	0.0421	0.516
0.466	0.0434	0.0402	0.502
0.487	0.0381	0.0386	0.481
0.507	0.0328	0.0369	0.451
0.532	0.0262	0.0349	0.400
0.552	0.0204	0.0331	0.341
0.580	0.0121	0.0304	0.231
0.600	0.0063	0.0286	0.133
0.619	0.0002	0.0265	0.004
0.646	-0.0082	0.0238	-0.223
0.666	-0.0143	0.0217	-0.441
0.692	-0.0228	0.0189	-0.835
0.709	-0.0282	0.0171	-1.174
0.736	-0.0371	0.0140	-1.944
0.756	-0.0440	0.0116	-2.859

APC
Slow Flyer
10×7
 Figs. 5.20–5.22

Run: kt0828
 Avg RPM: 3008

J	C_T	C_P	η
0.193	0.1211	0.0747	0.312
0.237	0.1130	0.0726	0.368
0.282	0.1052	0.0709	0.419
0.335	0.0961	0.0690	0.467
0.383	0.0875	0.0669	0.501
0.433	0.0780	0.0643	0.525
0.487	0.0669	0.0607	0.537
0.528	0.0584	0.0577	0.535
0.574	0.0488	0.0539	0.519
0.629	0.0358	0.0488	0.462
0.660	0.0281	0.0457	0.407
0.718	0.0127	0.0390	0.234
0.774	-0.0040	0.0311	-0.100
0.800	-0.0114	0.0277	-0.331
0.863	-0.0307	0.0183	-1.449
0.912	-0.0461	0.0108	-3.894

Run: kt0829
 Avg RPM: 4011

J	C_T	C_P	η
0.145	0.1347	0.0797	0.245
0.180	0.1293	0.0789	0.295
0.215	0.1239	0.0780	0.341
0.251	0.1174	0.0767	0.385
0.287	0.1113	0.0753	0.425
0.328	0.1035	0.0731	0.464
0.361	0.0966	0.0712	0.490
0.390	0.0907	0.0694	0.510
0.438	0.0816	0.0669	0.534
0.469	0.0755	0.0649	0.545
0.502	0.0687	0.0626	0.550
0.539	0.0613	0.0600	0.551
0.569	0.0540	0.0571	0.538
0.612	0.0445	0.0535	0.510
0.648	0.0355	0.0497	0.463
0.675	0.0289	0.0468	0.416
0.719	0.0163	0.0410	0.285

Run: kt0830
 Avg RPM: 3999

J	C_T	C_P	η
0.607	0.0453	0.0536	0.513
0.647	0.0356	0.0495	0.464
0.676	0.0292	0.0471	0.419
0.720	0.0163	0.0411	0.286
0.752	0.0068	0.0366	0.140

0.790 -0.0043 0.0315 -0.109
 0.822 -0.0144 0.0265 -0.447
 0.861 -0.0270 0.0202 -1.150
 0.896 -0.0376 0.0148 -2.279
 0.941 -0.0525 0.0075 -6.556

Run: kt0831
 Avg RPM: 5003

J	C_T	C_P	η
0.114	0.1431	0.0831	0.197
0.147	0.1405	0.0837	0.247
0.173	0.1372	0.0834	0.285
0.202	0.1329	0.0831	0.324
0.230	0.1279	0.0822	0.358
0.261	0.1236	0.0817	0.396
0.291	0.1182	0.0806	0.426
0.318	0.1117	0.0785	0.452
0.342	0.1074	0.0774	0.474
0.370	0.1018	0.0758	0.497
0.398	0.0956	0.0738	0.515
0.430	0.0881	0.0711	0.533
0.456	0.0824	0.0690	0.544
0.483	0.0774	0.0676	0.553
0.517	0.0704	0.0651	0.559
0.543	0.0650	0.0633	0.557
0.579	0.0568	0.0600	0.548

Run: kt0832
 Avg RPM: 5006

J	C_T	C_P	η
0.485	0.0765	0.0672	0.553
0.514	0.0710	0.0654	0.558
0.544	0.0642	0.0628	0.557
0.570	0.0585	0.0605	0.551
0.604	0.0507	0.0574	0.534
0.632	0.0442	0.0548	0.510
0.664	0.0359	0.0509	0.468
0.687	0.0299	0.0483	0.425
0.721	0.0204	0.0438	0.335
0.751	0.0118	0.0399	0.221
0.774	0.0051	0.0368	0.108
0.803	-0.0039	0.0323	-0.097
0.831	-0.0129	0.0278	-0.383
0.866	-0.0240	0.0221	-0.941
0.893	-0.0324	0.0178	-1.628
0.924	-0.0424	0.0128	-3.056
0.954	-0.0524	0.0076	-6.611

Run: kt0833
 Avg RPM: 6006

J	C_T	C_P	η
0.092	0.1521	0.0883	0.158
0.120	0.1486	0.0881	0.203
0.149	0.1455	0.0881	0.246
0.168	0.1428	0.0878	0.274

0.191	0.1403	0.0876	0.306
0.214	0.1383	0.0880	0.337
0.240	0.1347	0.0878	0.368
0.265	0.1298	0.0868	0.396
0.287	0.1257	0.0860	0.420
0.313	0.1215	0.0853	0.446
0.335	0.1163	0.0837	0.466
0.356	0.1121	0.0825	0.483
0.382	0.1058	0.0804	0.503
0.409	0.0992	0.0780	0.521
0.431	0.0946	0.0765	0.533
0.454	0.0885	0.0740	0.543
0.476	0.0839	0.0723	0.552

Run: kt0834
 Avg RPM: 6014

J	C_T	C_P	η
0.408	0.0990	0.0777	0.520
0.429	0.0944	0.0761	0.533
0.452	0.0894	0.0744	0.544
0.479	0.0829	0.0717	0.554
0.501	0.0782	0.0700	0.560
0.523	0.0737	0.0685	0.563
0.550	0.0674	0.0660	0.562
0.573	0.0632	0.0647	0.560
0.595	0.0578	0.0623	0.552
0.625	0.0505	0.0592	0.533
0.647	0.0457	0.0570	0.518
0.667	0.0403	0.0546	0.493
0.698	0.0319	0.0505	0.441
0.713	0.0273	0.0483	0.404
0.739	0.0203	0.0449	0.333
0.768	0.0118	0.0409	0.222
0.788	0.0054	0.0377	0.113
0.808	-0.0014	0.0341	-0.034
0.842	-0.0119	0.0287	-0.349
0.858	-0.0170	0.0262	-0.555
0.887	-0.0263	0.0213	-1.094
0.911	-0.0344	0.0171	-1.834
0.937	-0.0429	0.0127	-3.164
0.960	-0.0508	0.0086	-5.683

APC
Slow Flyer
11×3.8
 Figs. 5.26–5.28

Run: kt0543
 Avg RPM: 3001

J	C_T	C_P	η
0.174	0.0594	0.0285	0.362
0.217	0.0527	0.0281	0.407
0.267	0.0436	0.0269	0.431
0.301	0.0370	0.0262	0.426

0.358	0.0248	0.0246	0.361
0.395	0.0161	0.0233	0.273
0.442	0.0038	0.0214	0.079
0.487	-0.0082	0.0193	-0.208
0.531	-0.0201	0.0172	-0.621
0.573	-0.0327	0.0150	-1.253
0.615	-0.0454	0.0126	-2.209
0.664	-0.0607	0.0095	-4.234
0.704	-0.0740	0.0068	-7.668

Run: kt0544
 Avg RPM: 3999

J	C_T	C_P	η
0.131	0.0692	0.0303	0.299
0.162	0.0652	0.0299	0.352
0.195	0.0598	0.0294	0.397
0.233	0.0532	0.0286	0.433
0.264	0.0475	0.0278	0.451
0.299	0.0405	0.0269	0.451
0.329	0.0340	0.0260	0.431
0.361	0.0267	0.0249	0.388
0.394	0.0189	0.0238	0.313
0.427	0.0105	0.0224	0.199
0.464	0.0007	0.0207	0.015
0.498	-0.0085	0.0191	-0.220
0.529	-0.0174	0.0175	-0.527
0.563	-0.0272	0.0158	-0.970
0.595	-0.0372	0.0139	-1.589
0.622	-0.0454	0.0123	-2.298
0.657	-0.0565	0.0101	-3.691

Run: kt0545
 Avg RPM: 4000

J	C_T	C_P	η
0.556	-0.0256	0.0161	-0.887
0.589	-0.0360	0.0141	-1.508
0.623	-0.0464	0.0120	-2.410
0.657	-0.0569	0.0099	-3.772
0.687	-0.0670	0.0078	-5.914

Run: kt0546
 Avg RPM: 5004

J	C_T	C_P	η
0.106	0.0769	0.0320	0.256
0.134	0.0732	0.0316	0.309
0.158	0.0694	0.0312	0.351
0.184	0.0654	0.0308	0.391
0.211	0.0610	0.0303	0.424
0.238	0.0558	0.0295	0.452
0.264	0.0512	0.0288	0.469
0.292	0.0456	0.0279	0.477
0.316	0.0403	0.0271	0.471
0.345	0.0343	0.0263	0.450
0.370	0.0279	0.0253	0.409
0.398	0.0211	0.0242	0.348

0.419 0.0156 0.0233 0.281
 0.446 0.0086 0.0221 0.172
 0.473 0.0011 0.0208 0.025
 0.497 -0.0058 0.0195 -0.148
 0.524 -0.0133 0.0182 -0.383

Run: kt0547
 Avg RPM: 4995

J	C_T	C_P	η
0.446	0.0081	0.0221	0.163
0.471	0.0013	0.0209	0.030
0.499	-0.0065	0.0195	-0.167
0.529	-0.0150	0.0179	-0.444
0.555	-0.0226	0.0165	-0.759
0.581	-0.0308	0.0149	-1.202
0.607	-0.0389	0.0133	-1.776
0.628	-0.0456	0.0119	-2.412
0.656	-0.0546	0.0101	-3.565
0.681	-0.0628	0.0084	-5.121

Run: kt0548
 Avg RPM: 6011

J	C_T	C_P	η
0.090	0.0833	0.0339	0.221
0.111	0.0804	0.0337	0.265
0.134	0.0773	0.0334	0.309
0.153	0.0744	0.0331	0.345
0.174	0.0710	0.0327	0.378
0.196	0.0673	0.0322	0.410
0.221	0.0630	0.0316	0.440
0.242	0.0591	0.0310	0.462
0.261	0.0554	0.0303	0.478
0.287	0.0502	0.0293	0.490
0.308	0.0459	0.0286	0.493
0.329	0.0411	0.0278	0.488
0.352	0.0356	0.0268	0.467
0.372	0.0311	0.0262	0.441
0.392	0.0257	0.0252	0.400
0.415	0.0199	0.0243	0.340
0.434	0.0148	0.0234	0.275

Run: kt0549
 Avg RPM: 6002

J	C_T	C_P	η
0.369	0.0315	0.0261	0.444
0.393	0.0254	0.0251	0.398
0.415	0.0196	0.0241	0.337
0.436	0.0141	0.0232	0.265
0.460	0.0074	0.0220	0.155
0.479	0.0022	0.0211	0.051
0.501	-0.0045	0.0198	-0.114
0.528	-0.0124	0.0182	-0.358
0.550	-0.0186	0.0171	-0.597
0.571	-0.0249	0.0158	-0.896
0.593	-0.0317	0.0145	-1.300

0.614 -0.0387 0.0130 -1.824
 0.636 -0.0455 0.0116 -2.495
 0.659 -0.0533 0.0099 -3.540

APC
Slow Flyer
11x4.7

Figs. 5.32-5.34

Run: pg0527
 Avg RPM: 3004

J	C_T	C_P	η
0.177	0.0827	0.0401	0.365
0.217	0.0765	0.0391	0.425
0.261	0.0695	0.0382	0.476
0.313	0.0602	0.0367	0.514
0.351	0.0524	0.0350	0.527
0.402	0.0417	0.0325	0.515
0.439	0.0329	0.0306	0.472
0.487	0.0209	0.0280	0.363
0.522	0.0114	0.0259	0.229
0.576	-0.0043	0.0221	-0.112
0.623	-0.0186	0.0186	-0.625
0.662	-0.0314	0.0152	-1.362
0.706	-0.0461	0.0112	-2.908
0.750	-0.0607	0.0073	-6.269

Run: pg0528
 Avg RPM: 4003

J	C_T	C_P	η
0.127	0.0950	0.0428	0.281
0.162	0.0898	0.0423	0.345
0.198	0.0845	0.0416	0.401
0.228	0.0801	0.0411	0.445
0.264	0.0736	0.0400	0.486
0.298	0.0671	0.0387	0.517
0.329	0.0611	0.0375	0.537
0.368	0.0529	0.0357	0.545
0.394	0.0475	0.0344	0.544
0.431	0.0388	0.0323	0.518
0.465	0.0306	0.0305	0.467
0.492	0.0233	0.0287	0.399
0.526	0.0140	0.0266	0.276
0.556	0.0048	0.0243	0.110
0.589	-0.0051	0.0218	-0.139
0.624	-0.0161	0.0190	-0.530
0.655	-0.0257	0.0165	-1.019

Run: pg0529
 Avg RPM: 3995

J	C_T	C_P	η
0.558	0.0040	0.0243	0.091
0.591	-0.0060	0.0217	-0.164
0.621	-0.0153	0.0194	-0.492
0.657	-0.0268	0.0164	-1.075

0.694 -0.0392 0.0131 -2.078
 0.719 -0.0478 0.0107 -3.227
 0.753 -0.0590 0.0077 -5.785

Run: pg0530
 Avg RPM: 5003

J	C_T	C_P	η
0.103	0.1040	0.0460	0.233
0.132	0.0990	0.0451	0.290
0.156	0.0954	0.0446	0.334
0.183	0.0909	0.0440	0.378
0.212	0.0865	0.0434	0.422
0.237	0.0822	0.0428	0.455
0.264	0.0772	0.0419	0.487
0.291	0.0724	0.0410	0.514
0.319	0.0670	0.0400	0.535
0.345	0.0618	0.0387	0.550
0.370	0.0564	0.0374	0.558
0.397	0.0502	0.0358	0.557
0.420	0.0452	0.0346	0.550
0.447	0.0385	0.0328	0.524
0.472	0.0321	0.0313	0.484
0.500	0.0245	0.0294	0.415
0.525	0.0174	0.0278	0.328

Run: pg0531
 Avg RPM: 4997

J	C_T	C_P	η
0.447	0.0381	0.0327	0.521
0.475	0.0305	0.0308	0.472
0.497	0.0246	0.0293	0.417
0.524	0.0173	0.0277	0.327
0.551	0.0093	0.0257	0.199
0.581	0.0001	0.0234	0.003
0.607	-0.0080	0.0213	-0.227
0.629	-0.0150	0.0194	-0.484
0.660	-0.0254	0.0168	-0.999
0.685	-0.0335	0.0146	-1.576
0.714	-0.0432	0.0119	-2.587
0.739	-0.0518	0.0096	-3.997
0.764	-0.0607	0.0070	-6.602

Run: pg0532
 Avg RPM: 6006

J	C_T	C_P	η
0.087	0.1127	0.0493	0.200
0.107	0.1094	0.0488	0.239
0.134	0.1044	0.0480	0.291
0.155	0.1004	0.0472	0.329
0.176	0.0966	0.0465	0.365
0.197	0.0928	0.0458	0.398
0.218	0.0887	0.0450	0.430
0.241	0.0849	0.0445	0.461
0.264	0.0805	0.0436	0.487
0.288	0.0762	0.0427	0.513

0.310 0.0718 0.0417 0.533
 0.330 0.0677 0.0409 0.547
 0.348 0.0638 0.0399 0.556
 0.373 0.0585 0.0385 0.567
 0.392 0.0542 0.0373 0.569
 0.416 0.0486 0.0358 0.565
 0.437 0.0434 0.0344 0.552

Run: pg0533
 Avg RPM: 6004

J	C_T	C_P	η
0.369	0.0592	0.0388	0.563
0.394	0.0532	0.0371	0.565
0.413	0.0489	0.0359	0.563
0.437	0.0433	0.0343	0.550
0.458	0.0377	0.0329	0.525
0.480	0.0318	0.0314	0.486
0.501	0.0262	0.0300	0.436
0.529	0.0178	0.0280	0.336
0.546	0.0124	0.0266	0.253
0.572	0.0047	0.0247	0.108
0.590	-0.0011	0.0232	-0.028
0.616	-0.0094	0.0210	-0.276
0.638	-0.0166	0.0191	-0.556
0.658	-0.0235	0.0172	-0.899
0.681	-0.0309	0.0153	-1.377
0.702	-0.0382	0.0133	-2.017
0.725	-0.0458	0.0112	-2.976
0.746	-0.0531	0.0091	-4.364

APC
Slow Flyer
11×7
 Figs. 5.38–5.40

Run: kt0633
 Avg RPM: 3013

J	C_T	C_P	η
0.177	0.1284	0.0716	0.318
0.217	0.1215	0.0704	0.375
0.261	0.1134	0.0687	0.431
0.305	0.1054	0.0668	0.481
0.352	0.0970	0.0649	0.526
0.393	0.0894	0.0629	0.558
0.442	0.0799	0.0604	0.585
0.479	0.0731	0.0585	0.599
0.524	0.0633	0.0550	0.604
0.562	0.0556	0.0524	0.597
0.614	0.0435	0.0478	0.560
0.652	0.0343	0.0442	0.507
0.702	0.0203	0.0383	0.372
0.742	0.0087	0.0333	0.193
0.787	-0.0057	0.0270	-0.167
0.832	-0.0202	0.0205	-0.822
0.878	-0.0356	0.0135	-2.312

Run: kt0634
 Avg RPM: 3005

J	C_T	C_P	η
0.742	0.0076	0.0329	0.171
0.784	-0.0058	0.0269	-0.170
0.830	-0.0203	0.0204	-0.823
0.875	-0.0354	0.0137	-2.255
0.910	-0.0469	0.0087	-4.920

Run: kt0635
 Avg RPM: 4017

J	C_T	C_P	η
0.126	0.1446	0.0774	0.235
0.165	0.1394	0.0773	0.297
0.198	0.1341	0.0769	0.345
0.228	0.1283	0.0759	0.386
0.261	0.1209	0.0740	0.427
0.296	0.1144	0.0723	0.468
0.331	0.1065	0.0701	0.503
0.363	0.1000	0.0683	0.531
0.390	0.0953	0.0672	0.553
0.427	0.0876	0.0650	0.576
0.460	0.0807	0.0626	0.593
0.496	0.0737	0.0604	0.605
0.523	0.0683	0.0587	0.608
0.558	0.0606	0.0560	0.604
0.583	0.0552	0.0539	0.597
0.624	0.0451	0.0498	0.565
0.655	0.0370	0.0463	0.524

Run: kt0636
 Avg RPM: 3999

J	C_T	C_P	η
0.555	0.0608	0.0559	0.603
0.591	0.0529	0.0529	0.591
0.622	0.0450	0.0496	0.564
0.654	0.0369	0.0463	0.522
0.688	0.0279	0.0425	0.452
0.718	0.0191	0.0388	0.354
0.754	0.0080	0.0339	0.177
0.785	-0.0023	0.0292	-0.063
0.818	-0.0128	0.0244	-0.428
0.852	-0.0239	0.0193	-1.054
0.886	-0.0353	0.0141	-2.218
0.924	-0.0485	0.0083	-5.432

Run: kt0637
 Avg RPM: 5018

J	C_T	C_P	η
0.104	0.1514	0.0808	0.196
0.134	0.1484	0.0809	0.245
0.158	0.1456	0.0809	0.284
0.184	0.1429	0.0813	0.323
0.208	0.1395	0.0812	0.357
0.236	0.1347	0.0807	0.394

0.263	0.1293	0.0797	0.426
0.289	0.1238	0.0784	0.456
0.315	0.1175	0.0765	0.483
0.343	0.1106	0.0742	0.512
0.369	0.1054	0.0728	0.535
0.390	0.1003	0.0710	0.551
0.419	0.0938	0.0689	0.571
0.444	0.0885	0.0672	0.586
0.469	0.0838	0.0657	0.598
0.494	0.0785	0.0639	0.606
0.524	0.0724	0.0618	0.614

Run: kt0638
 Avg RPM: 5009

J	C_T	C_P	η
0.447	0.0877	0.0667	0.588
0.472	0.0826	0.0652	0.598
0.495	0.0778	0.0635	0.607
0.520	0.0727	0.0617	0.612
0.550	0.0660	0.0594	0.612
0.573	0.0609	0.0575	0.607
0.597	0.0560	0.0557	0.600
0.629	0.0478	0.0521	0.578
0.655	0.0415	0.0492	0.552
0.685	0.0329	0.0454	0.497
0.707	0.0269	0.0428	0.445
0.736	0.0177	0.0387	0.337
0.764	0.0087	0.0347	0.192
0.790	0.0006	0.0310	0.015
0.816	-0.0082	0.0268	-0.250
0.843	-0.0170	0.0227	-0.632
0.871	-0.0266	0.0182	-1.274
0.896	-0.0353	0.0142	-2.228
0.921	-0.0441	0.0103	-3.956

Run: kt0640
 Avg RPM: 5513

J	C_T	C_P	η
0.407	0.0985	0.0712	0.563
0.431	0.0939	0.0698	0.579
0.450	0.0898	0.0685	0.590
0.476	0.0842	0.0665	0.602
0.498	0.0797	0.0650	0.611
0.520	0.0751	0.0634	0.615
0.549	0.0686	0.0609	0.618
0.571	0.0638	0.0593	0.614
0.592	0.0591	0.0574	0.609
0.624	0.0510	0.0539	0.591
0.642	0.0462	0.0517	0.574
0.669	0.0395	0.0488	0.543
0.691	0.0337	0.0461	0.504
0.719	0.0251	0.0423	0.427
0.739	0.0191	0.0397	0.355
0.765	0.0106	0.0357	0.227

0.784	0.0044	0.0328	0.105
0.813	-0.0054	0.0283	-0.154
0.838	-0.0136	0.0243	-0.469
0.858	-0.0202	0.0212	-0.816
0.886	-0.0301	0.0166	-1.606
0.908	-0.0380	0.0130	-2.663
0.934	-0.0471	0.0089	-4.952

APC
Sport Propeller
9×5
Figs. 5.44–5.46

Run: kt1026
Avg RPM: 4007

J	C_T	C_P	η
0.158	0.0846	0.0502	0.267
0.200	0.0809	0.0504	0.321
0.243	0.0753	0.0501	0.365
0.275	0.0707	0.0495	0.392
0.327	0.0604	0.0472	0.419
0.360	0.0539	0.0451	0.430
0.407	0.0443	0.0416	0.433
0.436	0.0384	0.0392	0.428
0.481	0.0290	0.0350	0.399
0.528	0.0196	0.0306	0.339
0.562	0.0130	0.0273	0.267
0.610	0.0035	0.0224	0.095
0.647	-0.0036	0.0187	-0.124
0.688	-0.0117	0.0144	-0.561
0.729	-0.0203	0.0097	-1.524

Run: kt1027
Avg RPM: 5007

J	C_T	C_P	η
0.128	0.0892	0.0491	0.232
0.160	0.0870	0.0494	0.281
0.195	0.0842	0.0496	0.331
0.223	0.0815	0.0499	0.364
0.258	0.0776	0.0500	0.400
0.290	0.0728	0.0497	0.425
0.323	0.0671	0.0488	0.444
0.353	0.0611	0.0474	0.454
0.385	0.0534	0.0451	0.455
0.422	0.0448	0.0420	0.450
0.448	0.0391	0.0397	0.441
0.486	0.0312	0.0362	0.419
0.508	0.0265	0.0339	0.396
0.545	0.0184	0.0300	0.334
0.577	0.0117	0.0265	0.254
0.608	0.0051	0.0231	0.135
0.640	-0.0013	0.0196	-0.042

Run: kt1028
Avg RPM: 6038

J	C_T	C_P	η
0.109	0.0921	0.0482	0.209
0.131	0.0907	0.0483	0.246
0.158	0.0886	0.0486	0.288
0.189	0.0860	0.0489	0.332
0.212	0.0837	0.0491	0.362
0.241	0.0809	0.0494	0.394
0.268	0.0779	0.0495	0.421
0.292	0.0749	0.0496	0.440
0.318	0.0712	0.0494	0.459
0.345	0.0665	0.0487	0.471
0.370	0.0613	0.0475	0.478
0.397	0.0552	0.0458	0.479
0.424	0.0489	0.0437	0.474
0.452	0.0417	0.0409	0.460
0.477	0.0359	0.0384	0.445
0.507	0.0288	0.0351	0.415
0.531	0.0234	0.0326	0.382

Run: kt1029
Avg RPM: 6014

J	C_T	C_P	η
0.452	0.0410	0.0406	0.456
0.478	0.0349	0.0379	0.440
0.506	0.0285	0.0350	0.413
0.534	0.0225	0.0320	0.375
0.558	0.0173	0.0294	0.328
0.587	0.0109	0.0262	0.245
0.613	0.0051	0.0231	0.136
0.646	-0.0021	0.0191	-0.071
0.666	-0.0062	0.0168	-0.244
0.698	-0.0128	0.0134	-0.667
0.727	-0.0190	0.0101	-1.375
0.748	-0.0228	0.0082	-2.088

Run: kt1030
Avg RPM: 6907

J	C_T	C_P	η
0.095	0.0940	0.0474	0.189
0.117	0.0926	0.0478	0.227
0.139	0.0908	0.0481	0.263
0.164	0.0886	0.0483	0.301
0.188	0.0867	0.0486	0.334
0.212	0.0842	0.0487	0.365
0.233	0.0822	0.0490	0.391
0.256	0.0797	0.0492	0.415
0.279	0.0772	0.0494	0.437
0.303	0.0743	0.0494	0.455
0.325	0.0715	0.0494	0.470
0.351	0.0673	0.0489	0.483
0.374	0.0631	0.0481	0.490
0.393	0.0590	0.0470	0.493

0.416	0.0536	0.0455	0.491
0.438	0.0483	0.0436	0.486
0.463	0.0421	0.0412	0.472

Run: kt1031
Avg RPM: 6917

J	C_T	C_P	η
0.393	0.0593	0.0471	0.495
0.417	0.0539	0.0455	0.494
0.439	0.0484	0.0436	0.488
0.465	0.0413	0.0408	0.471
0.486	0.0362	0.0387	0.455
0.508	0.0310	0.0363	0.435
0.534	0.0246	0.0333	0.394
0.558	0.0190	0.0304	0.349
0.580	0.0142	0.0279	0.295
0.607	0.0077	0.0245	0.191
0.629	0.0029	0.0219	0.084
0.655	-0.0029	0.0188	-0.100
0.676	-0.0073	0.0164	-0.300
0.695	-0.0115	0.0142	-0.564
0.722	-0.0174	0.0109	-1.155
0.742	-0.0217	0.0085	-1.901

APC
Sport Propeller
9×7
Figs. 5.50–5.52

Run: kt1010
Avg RPM: 3999

J	C_T	C_P	η
0.161	0.0999	0.0667	0.241
0.201	0.0981	0.0671	0.293
0.237	0.0957	0.0670	0.338
0.287	0.0916	0.0675	0.390
0.325	0.0878	0.0679	0.421
0.366	0.0825	0.0677	0.445
0.402	0.0768	0.0671	0.460
0.437	0.0705	0.0659	0.468
0.482	0.0602	0.0625	0.464
0.522	0.0508	0.0585	0.453
0.562	0.0419	0.0545	0.432
0.593	0.0353	0.0513	0.408
0.649	0.0224	0.0443	0.328
0.682	0.0149	0.0400	0.255
0.721	0.0057	0.0341	0.121
0.762	-0.0033	0.0284	-0.088
0.803	-0.0123	0.0227	-0.436

Run: kt1011
Avg RPM: 5017

J	C_T	C_P	η
0.127	0.1051	0.0657	0.203
0.160	0.1032	0.0660	0.250

0.189 0.1013 0.0662 0.289
 0.222 0.0994 0.0664 0.333
 0.259 0.0966 0.0668 0.374
 0.291 0.0937 0.0671 0.406
 0.324 0.0903 0.0673 0.434
 0.355 0.0867 0.0674 0.456
 0.384 0.0832 0.0675 0.474
 0.416 0.0788 0.0673 0.487
 0.451 0.0730 0.0665 0.495
 0.480 0.0669 0.0650 0.494
 0.511 0.0602 0.0629 0.489
 0.545 0.0516 0.0594 0.473
 0.571 0.0451 0.0564 0.457
 0.609 0.0355 0.0517 0.419
 0.641 0.0279 0.0477 0.375

Run: kt1012
 Avg RPM: 5000

J	C_T	C_P	η
0.540	0.0525	0.0598	0.474
0.576	0.0435	0.0558	0.449
0.602	0.0371	0.0525	0.425
0.642	0.0275	0.0474	0.372
0.674	0.0200	0.0433	0.311
0.706	0.0126	0.0389	0.228
0.738	0.0052	0.0344	0.112
0.768	-0.0022	0.0296	-0.056
0.809	-0.0114	0.0237	-0.388
0.837	-0.0180	0.0197	-0.763
0.871	-0.0259	0.0147	-1.529
0.903	-0.0331	0.0100	-2.980

Run: kt1013
 Avg RPM: 6006

J	C_T	C_P	η
0.106	0.1086	0.0647	0.178
0.135	0.1078	0.0648	0.225
0.160	0.1062	0.0651	0.262
0.186	0.1047	0.0655	0.297
0.214	0.1026	0.0659	0.333
0.243	0.1002	0.0663	0.367
0.270	0.0979	0.0668	0.396
0.294	0.0957	0.0671	0.419
0.321	0.0923	0.0670	0.442
0.352	0.0893	0.0675	0.466
0.378	0.0859	0.0675	0.482
0.404	0.0825	0.0675	0.494
0.427	0.0791	0.0673	0.503
0.454	0.0752	0.0671	0.509
0.480	0.0706	0.0662	0.511
0.505	0.0654	0.0649	0.509
0.531	0.0599	0.0632	0.503

Run: kj1014
 Avg RPM: 6018

J	C_T	C_P	η
0.453	0.0751	0.0670	0.508
0.482	0.0699	0.0660	0.510
0.507	0.0647	0.0648	0.506
0.531	0.0592	0.0630	0.500
0.558	0.0530	0.0606	0.488
0.588	0.0452	0.0571	0.465
0.617	0.0376	0.0533	0.435
0.640	0.0315	0.0501	0.403
0.666	0.0252	0.0467	0.360
0.696	0.0180	0.0426	0.294
0.719	0.0127	0.0394	0.232
0.752	0.0045	0.0343	0.099
0.774	-0.0006	0.0311	-0.016
0.807	-0.0085	0.0262	-0.261
0.825	-0.0128	0.0236	-0.448
0.860	-0.0217	0.0179	-1.041
0.884	-0.0274	0.0139	-1.740
0.912	-0.0345	0.0091	-3.440

Run: kj1015
 Avg RPM: 6685

J	C_T	C_P	η
0.095	0.1095	0.0639	0.162
0.118	0.1093	0.0640	0.202
0.143	0.1091	0.0647	0.242
0.167	0.1075	0.0650	0.276
0.193	0.1054	0.0653	0.311
0.219	0.1031	0.0657	0.343
0.241	0.1012	0.0661	0.370
0.267	0.0990	0.0665	0.397
0.288	0.0972	0.0669	0.418
0.312	0.0943	0.0671	0.439
0.336	0.0918	0.0673	0.459
0.360	0.0885	0.0671	0.475
0.383	0.0854	0.0671	0.488
0.407	0.0825	0.0669	0.501
0.431	0.0793	0.0671	0.509
0.455	0.0759	0.0667	0.517
0.478	0.0719	0.0663	0.519

Run: kj1016
 Avg RPM: 6708

J	C_T	C_P	η
0.407	0.0823	0.0671	0.499
0.432	0.0793	0.0670	0.511
0.456	0.0755	0.0669	0.515
0.479	0.0717	0.0663	0.518
0.502	0.0674	0.0654	0.518
0.524	0.0626	0.0641	0.512
0.551	0.0572	0.0625	0.504
0.573	0.0516	0.0602	0.492

0.595	0.0464	0.0580	0.476
0.625	0.0382	0.0540	0.442
0.647	0.0329	0.0513	0.415
0.668	0.0272	0.0481	0.378
0.698	0.0194	0.0436	0.311
0.720	0.0142	0.0405	0.252
0.739	0.0101	0.0381	0.195
0.769	0.0027	0.0335	0.062
0.790	-0.0024	0.0305	-0.061
0.816	-0.0088	0.0266	-0.270
0.837	-0.0138	0.0234	-0.493
0.864	-0.0210	0.0187	-0.969
0.881	-0.0254	0.0156	-1.429
0.905	-0.0317	0.0112	-2.572

APC
Sport Propeller
10×6
 Figs. 5.56–5.58

Run: pg0803
 Avg RPM: 4006

J	C_T	C_P	η
0.145	0.1003	0.0579	0.250
0.181	0.0981	0.0578	0.306
0.214	0.0954	0.0578	0.354
0.250	0.0916	0.0581	0.394
0.292	0.0862	0.0582	0.433
0.326	0.0808	0.0577	0.456
0.359	0.0747	0.0568	0.473
0.399	0.0663	0.0547	0.484
0.437	0.0568	0.0513	0.483
0.469	0.0499	0.0488	0.479
0.505	0.0406	0.0446	0.460
0.541	0.0327	0.0410	0.431
0.577	0.0247	0.0370	0.385
0.619	0.0153	0.0318	0.299
0.651	0.0084	0.0279	0.197
0.684	0.0010	0.0238	0.030
0.722	-0.0078	0.0188	-0.299

Run: pg0804
 Avg RPM: 5021

J	C_T	C_P	η
0.114	0.1055	0.0567	0.212
0.143	0.1032	0.0569	0.260
0.172	0.1014	0.0568	0.306
0.200	0.0986	0.0571	0.345
0.231	0.0952	0.0574	0.384
0.262	0.0919	0.0577	0.417
0.290	0.0884	0.0578	0.444
0.319	0.0848	0.0579	0.468
0.345	0.0810	0.0576	0.485
0.373	0.0767	0.0571	0.500

0.399 0.0718 0.0563 0.509
 0.437 0.0634 0.0541 0.513
 0.462 0.0577 0.0521 0.512
 0.489 0.0503 0.0492 0.501
 0.516 0.0442 0.0466 0.489
 0.549 0.0358 0.0427 0.460
 0.576 0.0289 0.0390 0.426

Run: pg0805
 Avg RPM: 5001

J	C_T	C_P	η
0.485	0.0513	0.0496	0.502
0.520	0.0425	0.0458	0.482
0.543	0.0372	0.0433	0.466
0.577	0.0288	0.0392	0.425
0.605	0.0222	0.0356	0.378
0.635	0.0155	0.0320	0.308
0.662	0.0095	0.0289	0.218
0.691	0.0030	0.0253	0.083
0.720	-0.0037	0.0215	-0.124
0.749	-0.0110	0.0175	-0.472
0.777	-0.0182	0.0130	-1.085
0.814	-0.0271	0.0073	-3.032

Run: pg0806
 Avg RPM: 6026

J	C_T	C_P	η
0.095	0.1085	0.0559	0.185
0.123	0.1065	0.0562	0.234
0.144	0.1050	0.0561	0.269
0.168	0.1029	0.0566	0.306
0.192	0.1005	0.0567	0.340
0.216	0.0980	0.0570	0.372
0.241	0.0951	0.0571	0.401
0.264	0.0927	0.0574	0.426
0.291	0.0895	0.0575	0.453
0.311	0.0870	0.0575	0.471
0.339	0.0834	0.0575	0.491
0.362	0.0802	0.0574	0.506
0.382	0.0772	0.0572	0.516
0.406	0.0734	0.0566	0.526
0.430	0.0691	0.0558	0.532
0.456	0.0635	0.0542	0.533
0.479	0.0583	0.0526	0.531

Run: pg0807
 Avg RPM: 6019

J	C_T	C_P	η
0.406	0.0731	0.0565	0.525
0.430	0.0688	0.0557	0.531
0.457	0.0628	0.0541	0.532
0.480	0.0577	0.0522	0.530
0.506	0.0513	0.0499	0.520
0.528	0.0458	0.0475	0.509
0.558	0.0379	0.0439	0.482

0.578 0.0329 0.0414 0.460
 0.600 0.0274 0.0385 0.427
 0.628 0.0203 0.0347 0.367
 0.648 0.0159 0.0325 0.316
 0.672 0.0105 0.0296 0.237
 0.696 0.0049 0.0266 0.128
 0.725 -0.0023 0.0225 -0.074
 0.750 -0.0082 0.0192 -0.322
 0.772 -0.0136 0.0160 -0.659
 0.796 -0.0194 0.0123 -1.252
 0.822 -0.0255 0.0085 -2.477

Run: pg0808
 Avg RPM: 6496

J	C_T	C_P	η
0.087	0.1093	0.0553	0.172
0.110	0.1077	0.0556	0.212
0.134	0.1061	0.0559	0.253
0.157	0.1037	0.0559	0.291
0.177	0.1021	0.0564	0.321
0.199	0.0999	0.0565	0.352
0.223	0.0972	0.0567	0.383
0.247	0.0949	0.0572	0.409
0.269	0.0921	0.0571	0.434
0.291	0.0896	0.0574	0.455
0.314	0.0871	0.0574	0.476
0.336	0.0839	0.0572	0.493
0.358	0.0811	0.0573	0.507
0.378	0.0781	0.0570	0.518
0.399	0.0747	0.0565	0.527
0.421	0.0710	0.0560	0.534
0.442	0.0678	0.0554	0.541

Run: pg0809
 Avg RPM: 6518

J	C_T	C_P	η
0.376	0.0783	0.0571	0.516
0.397	0.0749	0.0566	0.526
0.419	0.0716	0.0563	0.533
0.441	0.0679	0.0556	0.539
0.466	0.0626	0.0540	0.540
0.487	0.0583	0.0527	0.539
0.506	0.0533	0.0508	0.531
0.533	0.0467	0.0481	0.517
0.556	0.0405	0.0452	0.498
0.578	0.0349	0.0424	0.475
0.596	0.0303	0.0402	0.449
0.621	0.0239	0.0368	0.403
0.644	0.0189	0.0342	0.356
0.669	0.0128	0.0311	0.275
0.688	0.0081	0.0285	0.195
0.713	0.0019	0.0250	0.055
0.732	-0.0029	0.0224	-0.094
0.757	-0.0090	0.0189	-0.359

0.775 -0.0129 0.0164 -0.610
 0.802 -0.0196 0.0123 -1.280
 0.819 -0.0239 0.0095 -2.062

APC
Sport Propeller
10×8

Figs. 5.62–5.64

Run: pg0795
 Avg RPM: 3002

J	C_T	C_P	η
0.192	0.0982	0.0733	0.257
0.240	0.0976	0.0733	0.320
0.287	0.0954	0.0734	0.373
0.337	0.0915	0.0737	0.418
0.391	0.0842	0.0728	0.452
0.435	0.0768	0.0712	0.470
0.477	0.0695	0.0690	0.480
0.532	0.0576	0.0644	0.476
0.577	0.0484	0.0601	0.465
0.632	0.0359	0.0536	0.423
0.683	0.0241	0.0466	0.354
0.727	0.0144	0.0406	0.257
0.776	0.0036	0.0334	0.084
0.824	-0.0074	0.0262	-0.233
0.866	-0.0166	0.0199	-0.722
0.913	-0.0269	0.0132	-1.862
0.962	-0.0378	0.0057	-6.396

Run: pg0796
 Avg RPM: 4003

J	C_T	C_P	η
0.145	0.1060	0.0731	0.211
0.178	0.1060	0.0727	0.260
0.218	0.1046	0.0724	0.314
0.253	0.1035	0.0728	0.360
0.291	0.1021	0.0728	0.408
0.329	0.0988	0.0733	0.443
0.365	0.0950	0.0735	0.472
0.397	0.0912	0.0737	0.492
0.433	0.0861	0.0732	0.509
0.468	0.0804	0.0725	0.519
0.503	0.0740	0.0711	0.523
0.542	0.0643	0.0677	0.515
0.579	0.0554	0.0636	0.504
0.612	0.0464	0.0596	0.477
0.649	0.0376	0.0548	0.445
0.685	0.0285	0.0494	0.395
0.721	0.0201	0.0445	0.326

Run: pg0797
Avg RPM: 4002

J	C_T	C_P	η
0.615	0.0453	0.0590	0.473
0.645	0.0384	0.0553	0.448
0.685	0.0283	0.0494	0.392
0.719	0.0203	0.0447	0.327
0.757	0.0118	0.0393	0.227
0.794	0.0031	0.0335	0.073
0.830	-0.0056	0.0280	-0.167
0.865	-0.0140	0.0224	-0.538
0.902	-0.0228	0.0163	-1.262
0.927	-0.0284	0.0124	-2.124

Run: pg0798
Avg RPM: 5026

J	C_T	C_P	η
0.110	0.1095	0.0714	0.169
0.142	0.1101	0.0710	0.221
0.171	0.1101	0.0713	0.264
0.201	0.1099	0.0717	0.308
0.231	0.1088	0.0718	0.350
0.260	0.1069	0.0723	0.384
0.290	0.1044	0.0727	0.416
0.319	0.1015	0.0729	0.444
0.345	0.0989	0.0732	0.466
0.378	0.0953	0.0734	0.491
0.401	0.0926	0.0735	0.506
0.431	0.0885	0.0732	0.522
0.459	0.0846	0.0731	0.531
0.487	0.0804	0.0725	0.540
0.514	0.0758	0.0718	0.543
0.546	0.0689	0.0696	0.541
0.575	0.0626	0.0676	0.532

Run: pg0799
Avg RPM: 5008

J	C_T	C_P	η
0.487	0.0806	0.0726	0.540
0.514	0.0752	0.0714	0.542
0.553	0.0676	0.0694	0.538
0.574	0.0627	0.0676	0.533
0.604	0.0558	0.0648	0.520
0.639	0.0459	0.0599	0.490
0.661	0.0401	0.0567	0.467
0.697	0.0309	0.0515	0.418
0.726	0.0236	0.0472	0.363
0.754	0.0165	0.0427	0.292
0.783	0.0096	0.0382	0.198
0.813	0.0021	0.0334	0.051
0.840	-0.0047	0.0291	-0.134
0.871	-0.0122	0.0241	-0.440
0.900	-0.0193	0.0191	-0.909
0.928	-0.0263	0.0140	-1.745

Run: pg0800
Avg RPM: 5998

J	C_T	C_P	η
0.096	0.1124	0.0702	0.154
0.123	0.1127	0.0698	0.199
0.144	0.1125	0.0696	0.232
0.168	0.1128	0.0701	0.271
0.192	0.1123	0.0705	0.306
0.217	0.1113	0.0712	0.340
0.243	0.1096	0.0717	0.371
0.267	0.1080	0.0724	0.399
0.290	0.1054	0.0724	0.423
0.316	0.1033	0.0730	0.447
0.338	0.1008	0.0730	0.467
0.365	0.0977	0.0731	0.488
0.387	0.0949	0.0731	0.503
0.409	0.0924	0.0731	0.517
0.433	0.0892	0.0731	0.529
0.458	0.0860	0.0730	0.539
0.482	0.0828	0.0729	0.547

Run: pg0801
Avg RPM: 6009

J	C_T	C_P	η
0.411	0.0919	0.0731	0.517
0.434	0.0890	0.0731	0.529
0.458	0.0859	0.0729	0.539
0.481	0.0823	0.0725	0.547
0.506	0.0785	0.0720	0.552
0.529	0.0748	0.0714	0.555
0.551	0.0710	0.0706	0.554
0.573	0.0664	0.0692	0.550
0.596	0.0614	0.0674	0.543
0.631	0.0530	0.0639	0.523
0.651	0.0480	0.0616	0.508
0.671	0.0422	0.0585	0.485
0.699	0.0350	0.0546	0.448
0.721	0.0290	0.0509	0.410
0.748	0.0221	0.0466	0.354
0.769	0.0165	0.0430	0.295
0.797	0.0097	0.0388	0.199
0.815	0.0050	0.0358	0.115
0.838	-0.0005	0.0323	-0.014
0.869	-0.0086	0.0270	-0.278
0.886	-0.0127	0.0242	-0.465
0.913	-0.0195	0.0191	-0.931

APC
Sport Propeller
11×4
Figs. 5.68–5.70

Run: kt0504
Avg RPM: 3005

J	C_T	C_P	η
0.174	0.0493	0.0307	0.280
0.215	0.0443	0.0296	0.321
0.267	0.0372	0.0277	0.359
0.300	0.0323	0.0262	0.370
0.361	0.0227	0.0231	0.355
0.393	0.0177	0.0215	0.323
0.439	0.0097	0.0188	0.227
0.488	0.0008	0.0155	0.026
0.536	-0.0085	0.0118	-0.388
0.559	-0.0129	0.0101	-0.710

Run: kt0505
Avg RPM: 4000

J	C_T	C_P	η
0.131	0.0593	0.0319	0.244
0.163	0.0552	0.0312	0.289
0.194	0.0510	0.0305	0.325
0.232	0.0455	0.0293	0.361
0.263	0.0410	0.0281	0.384
0.298	0.0355	0.0266	0.397
0.330	0.0309	0.0254	0.402
0.366	0.0253	0.0238	0.390
0.394	0.0207	0.0223	0.365
0.431	0.0143	0.0202	0.304
0.459	0.0094	0.0185	0.233
0.491	0.0034	0.0162	0.103
0.530	-0.0042	0.0131	-0.172
0.557	-0.0100	0.0107	-0.519
0.588	-0.0165	0.0080	-1.216

Run: kt0506
Avg RPM: 5003

J	C_T	C_P	η
0.106	0.0688	0.0327	0.222
0.132	0.0643	0.0323	0.264
0.156	0.0609	0.0319	0.298
0.183	0.0571	0.0314	0.333
0.213	0.0527	0.0306	0.366
0.237	0.0487	0.0299	0.387
0.266	0.0441	0.0289	0.405
0.291	0.0400	0.0278	0.418
0.315	0.0360	0.0268	0.423
0.346	0.0313	0.0256	0.422
0.371	0.0270	0.0244	0.411
0.398	0.0224	0.0230	0.387
0.424	0.0181	0.0216	0.354

0.450 0.0136 0.0200 0.304
 0.471 0.0096 0.0186 0.243
 0.498 0.0045 0.0166 0.136
 0.523 -0.0004 0.0146 -0.014

Run: jb0508
 Avg RPM: 4998

J	C_T	C_P	η
0.443	0.0145	0.0204	0.315
0.473	0.0091	0.0184	0.233
0.498	0.0044	0.0166	0.131
0.524	-0.0007	0.0145	-0.025
0.551	-0.0060	0.0124	-0.270
0.577	-0.0114	0.0101	-0.653
0.603	-0.0169	0.0078	-1.314

Run: kt0508
 Avg RPM: 6004

J	C_T	C_P	η
0.088	0.0774	0.0333	0.204
0.113	0.0741	0.0333	0.251
0.132	0.0711	0.0330	0.285
0.151	0.0683	0.0329	0.314
0.175	0.0646	0.0323	0.349
0.197	0.0610	0.0320	0.376
0.221	0.0567	0.0313	0.400
0.243	0.0528	0.0306	0.419
0.264	0.0489	0.0297	0.435
0.284	0.0457	0.0291	0.445
0.309	0.0411	0.0281	0.452
0.329	0.0376	0.0273	0.453
0.353	0.0332	0.0263	0.446
0.371	0.0300	0.0253	0.440
0.394	0.0258	0.0241	0.423
0.417	0.0215	0.0226	0.396
0.436	0.0181	0.0215	0.367

Run: kt0509
 Avg RPM: 6002

J	C_T	C_P	η
0.370	0.0302	0.0253	0.441
0.392	0.0262	0.0240	0.427
0.414	0.0220	0.0227	0.401
0.437	0.0177	0.0212	0.365
0.459	0.0137	0.0199	0.317
0.484	0.0089	0.0180	0.238
0.506	0.0049	0.0164	0.150
0.526	0.0007	0.0147	0.024
0.549	-0.0037	0.0128	-0.159
0.571	-0.0081	0.0110	-0.421
0.592	-0.0124	0.0090	-0.810
0.616	-0.0172	0.0069	-1.535

APC
Sport Propeller
11×5
 Figs. 5.74-5.76

Run: rd0497
 Avg RPM: 3009

J	C_T	C_P	η
0.172	0.0709	0.0406	0.301
0.218	0.0650	0.0396	0.358
0.260	0.0580	0.0380	0.398
0.305	0.0503	0.0359	0.427
0.351	0.0430	0.0339	0.446
0.399	0.0344	0.0309	0.444
0.435	0.0279	0.0282	0.431
0.483	0.0191	0.0245	0.376
0.526	0.0110	0.0208	0.277
0.569	0.0026	0.0173	0.086
0.620	-0.0078	0.0125	-0.389
0.661	-0.0157	0.0085	-1.215

Run: rd0498
 Avg RPM: 3999

J	C_T	C_P	η
0.131	0.0855	0.0420	0.266
0.163	0.0809	0.0418	0.315
0.195	0.0759	0.0415	0.356
0.228	0.0701	0.0408	0.391
0.267	0.0634	0.0395	0.428
0.297	0.0576	0.0381	0.449
0.332	0.0507	0.0363	0.463
0.366	0.0446	0.0346	0.472
0.400	0.0383	0.0324	0.473
0.431	0.0320	0.0299	0.461
0.465	0.0255	0.0273	0.435
0.497	0.0196	0.0248	0.393
0.530	0.0135	0.0223	0.321
0.561	0.0072	0.0195	0.208
0.589	0.0016	0.0170	0.054
0.622	-0.0054	0.0136	-0.246
0.657	-0.0126	0.0099	-0.839

Run: rd0499
 Avg RPM: 5003

J	C_T	C_P	η
0.105	0.0923	0.0416	0.234
0.135	0.0892	0.0419	0.288
0.155	0.0870	0.0420	0.322
0.185	0.0831	0.0420	0.366
0.211	0.0794	0.0419	0.399
0.237	0.0748	0.0414	0.428
0.264	0.0700	0.0407	0.453
0.292	0.0641	0.0396	0.472
0.314	0.0598	0.0387	0.486

0.341	0.0541	0.0372	0.496
0.372	0.0481	0.0354	0.505
0.397	0.0429	0.0337	0.505
0.423	0.0379	0.0319	0.501
0.445	0.0332	0.0301	0.491
0.472	0.0278	0.0281	0.468
0.497	0.0230	0.0262	0.436
0.524	0.0179	0.0243	0.386

Run: rd0500
 Avg RPM: 4998

J	C_T	C_P	η
0.442	0.0336	0.0304	0.490
0.473	0.0275	0.0280	0.464
0.498	0.0226	0.0261	0.431
0.525	0.0173	0.0240	0.379
0.550	0.0122	0.0219	0.308
0.577	0.0066	0.0193	0.196
0.603	0.0013	0.0168	0.046
0.629	-0.0043	0.0141	-0.191
0.656	-0.0101	0.0111	-0.598
0.681	-0.0159	0.0081	-1.336

Run: rd0501
 Avg RPM: 6002

J	C_T	C_P	η
0.087	0.0955	0.0411	0.202
0.109	0.0939	0.0415	0.246
0.130	0.0917	0.0416	0.286
0.153	0.0891	0.0418	0.326
0.173	0.0869	0.0420	0.358
0.198	0.0841	0.0422	0.395
0.221	0.0811	0.0422	0.425
0.242	0.0776	0.0418	0.449
0.265	0.0743	0.0416	0.473
0.283	0.0710	0.0411	0.490
0.304	0.0672	0.0405	0.505
0.327	0.0622	0.0393	0.518
0.350	0.0574	0.0382	0.527
0.371	0.0532	0.0369	0.534
0.394	0.0482	0.0355	0.535
0.413	0.0442	0.0342	0.535
0.437	0.0390	0.0323	0.527

Run: kt0502
 Avg RPM: 6001

J	C_T	C_P	η
0.372	0.0525	0.0367	0.533
0.392	0.0482	0.0353	0.535
0.415	0.0434	0.0337	0.534
0.435	0.0389	0.0321	0.527
0.463	0.0331	0.0301	0.509
0.479	0.0297	0.0289	0.493
0.502	0.0250	0.0271	0.464
0.523	0.0212	0.0257	0.431

0.546	0.0164	0.0236	0.380
0.568	0.0118	0.0216	0.310
0.594	0.0063	0.0191	0.196
0.613	0.0022	0.0171	0.081
0.637	-0.0028	0.0146	-0.124
0.658	-0.0074	0.0123	-0.396
0.682	-0.0126	0.0095	-0.906
0.703	-0.0174	0.0069	-1.770

APC
Sport Propeller
11×6

Figs. 5.80–5.82

Run: rd0489

Avg RPM: 3012

J	C_T	C_P	η
0.172	0.0885	0.0513	0.296
0.217	0.0819	0.0506	0.352
0.258	0.0747	0.0491	0.393
0.306	0.0682	0.0477	0.438
0.357	0.0587	0.0453	0.463
0.393	0.0524	0.0433	0.475
0.439	0.0436	0.0399	0.479
0.485	0.0352	0.0365	0.467
0.523	0.0285	0.0336	0.444
0.576	0.0184	0.0288	0.368
0.608	0.0123	0.0260	0.289
0.663	0.0006	0.0202	0.019
0.701	-0.0076	0.0159	-0.337
0.746	-0.0177	0.0104	-1.271

Run: rd0490

Avg RPM: 4002

J	C_T	C_P	η
0.130	0.0996	0.0510	0.253
0.165	0.0969	0.0513	0.311
0.195	0.0943	0.0514	0.358
0.228	0.0903	0.0514	0.401
0.263	0.0851	0.0510	0.438
0.299	0.0787	0.0502	0.468
0.331	0.0725	0.0491	0.488
0.361	0.0662	0.0475	0.503
0.397	0.0592	0.0457	0.514
0.431	0.0517	0.0432	0.516
0.463	0.0448	0.0406	0.510
0.498	0.0371	0.0375	0.493
0.530	0.0305	0.0346	0.467
0.562	0.0243	0.0317	0.430
0.589	0.0191	0.0294	0.383
0.622	0.0126	0.0264	0.298
0.655	0.0058	0.0231	0.165

Run: rd0491

Avg RPM: 3997

J	C_T	C_P	η
0.554	0.0255	0.0324	0.436
0.591	0.0185	0.0292	0.374
0.623	0.0122	0.0263	0.289
0.655	0.0056	0.0229	0.159
0.688	-0.0015	0.0192	-0.055
0.721	-0.0085	0.0155	-0.394
0.754	-0.0158	0.0114	-1.050
0.786	-0.0231	0.0069	-2.620

Run: rd0492

Avg RPM: 5007

J	C_T	C_P	η
0.105	0.1044	0.0498	0.220
0.133	0.1029	0.0505	0.272
0.156	0.1007	0.0506	0.310
0.183	0.0980	0.0509	0.354
0.209	0.0953	0.0511	0.390
0.238	0.0919	0.0513	0.427
0.265	0.0888	0.0514	0.458
0.291	0.0851	0.0514	0.482
0.317	0.0809	0.0511	0.502
0.340	0.0768	0.0504	0.518
0.371	0.0704	0.0490	0.533
0.396	0.0652	0.0476	0.543
0.425	0.0590	0.0458	0.548
0.447	0.0538	0.0440	0.547
0.475	0.0472	0.0416	0.540
0.503	0.0410	0.0391	0.527
0.524	0.0360	0.0369	0.511

Run: rd0493

Avg RPM: 4999

J	C_T	C_P	η
0.445	0.0541	0.0442	0.544
0.473	0.0477	0.0419	0.538
0.498	0.0418	0.0395	0.527
0.524	0.0359	0.0370	0.509
0.550	0.0303	0.0346	0.481
0.576	0.0247	0.0322	0.442
0.602	0.0195	0.0299	0.392
0.630	0.0136	0.0271	0.316
0.655	0.0081	0.0244	0.218
0.685	0.0016	0.0210	0.053
0.711	-0.0043	0.0178	-0.171
0.739	-0.0102	0.0145	-0.523
0.765	-0.0161	0.0110	-1.114
0.790	-0.0217	0.0077	-2.209

Run: rd0494

Avg RPM: 5992

J	C_T	C_P	η
0.085	0.1074	0.0492	0.186
0.108	0.1060	0.0496	0.231
0.134	0.1039	0.0500	0.279
0.155	0.1021	0.0504	0.315
0.176	0.1000	0.0506	0.348
0.197	0.0980	0.0509	0.379
0.220	0.0955	0.0511	0.411
0.243	0.0932	0.0514	0.440
0.266	0.0904	0.0515	0.466
0.287	0.0874	0.0514	0.488
0.309	0.0846	0.0514	0.508
0.328	0.0817	0.0512	0.524
0.351	0.0784	0.0509	0.540
0.371	0.0748	0.0503	0.552
0.392	0.0711	0.0497	0.562
0.415	0.0664	0.0485	0.567
0.435	0.0622	0.0473	0.572

Run: rd0495

Avg RPM: 6000

J	C_T	C_P	η
0.373	0.0740	0.0501	0.552
0.394	0.0703	0.0494	0.560
0.414	0.0663	0.0484	0.567
0.436	0.0612	0.0469	0.570
0.458	0.0563	0.0452	0.570
0.481	0.0508	0.0433	0.566
0.504	0.0459	0.0413	0.560
0.527	0.0404	0.0391	0.545
0.550	0.0350	0.0368	0.522
0.569	0.0308	0.0352	0.499
0.593	0.0254	0.0327	0.459
0.617	0.0200	0.0302	0.409
0.634	0.0164	0.0284	0.365
0.660	0.0107	0.0257	0.276
0.680	0.0062	0.0233	0.180
0.705	0.0006	0.0202	0.020
0.725	-0.0037	0.0180	-0.147
0.746	-0.0087	0.0151	-0.430
0.768	-0.0135	0.0123	-0.844
0.789	-0.0185	0.0094	-1.553

APC
Sport Propeller
11×7
Figs. 5.86–5.88

Run: jb0476

Avg RPM: 3014

J	C_T	C_P	η
0.177	0.0959	0.0591	0.287
0.221	0.0910	0.0587	0.342
0.262	0.0852	0.0582	0.383
0.304	0.0794	0.0573	0.420
0.348	0.0734	0.0559	0.458
0.400	0.0645	0.0532	0.485
0.437	0.0585	0.0514	0.498
0.486	0.0498	0.0482	0.503
0.518	0.0442	0.0457	0.501
0.575	0.0328	0.0404	0.467
0.603	0.0278	0.0379	0.442
0.666	0.0153	0.0313	0.326
0.690	0.0107	0.0288	0.257
0.746	-0.0011	0.0223	-0.036
0.789	-0.0105	0.0171	-0.487
0.831	-0.0195	0.0117	-1.378

Run: kt0474

Avg RPM: 4003

J	C_T	C_P	η
0.131	0.1049	0.0589	0.234
0.164	0.1035	0.0591	0.287
0.198	0.1014	0.0592	0.340
0.231	0.1003	0.0591	0.391
0.265	0.0964	0.0594	0.430
0.296	0.0923	0.0594	0.460
0.331	0.0868	0.0590	0.487
0.365	0.0804	0.0580	0.506
0.396	0.0746	0.0567	0.521
0.431	0.0669	0.0546	0.528
0.465	0.0600	0.0524	0.533
0.496	0.0533	0.0498	0.531
0.525	0.0471	0.0473	0.523
0.556	0.0407	0.0445	0.509
0.591	0.0337	0.0411	0.484
0.625	0.0268	0.0377	0.444
0.654	0.0209	0.0347	0.393

Run: jb0475

Avg RPM: 3997

J	C_T	C_P	η
0.554	0.0409	0.0442	0.513
0.590	0.0337	0.0407	0.489
0.622	0.0272	0.0375	0.452
0.656	0.0204	0.0341	0.392
0.687	0.0140	0.0308	0.313

0.721	0.0072	0.0272	0.191
0.752	0.0006	0.0235	0.019
0.787	-0.0069	0.0191	-0.285
0.827	-0.0158	0.0138	-0.950
0.857	-0.0225	0.0097	-1.997

Run: jb0477

Avg RPM: 4994

J	C_T	C_P	η
0.107	0.1119	0.0572	0.209
0.133	0.1107	0.0575	0.257
0.159	0.1092	0.0578	0.300
0.184	0.1074	0.0579	0.342
0.210	0.1055	0.0586	0.378
0.239	0.1025	0.0589	0.416
0.264	0.0996	0.0590	0.446
0.292	0.0970	0.0595	0.477
0.319	0.0935	0.0597	0.500
0.345	0.0894	0.0592	0.521
0.371	0.0853	0.0588	0.539
0.393	0.0820	0.0585	0.551
0.419	0.0770	0.0575	0.561
0.444	0.0723	0.0565	0.568
0.471	0.0662	0.0548	0.569
0.495	0.0607	0.0529	0.569
0.523	0.0538	0.0501	0.562

Run: jb0478

Avg RPM: 5000

J	C_T	C_P	η
0.445	0.0718	0.0565	0.565
0.473	0.0655	0.0546	0.567
0.498	0.0597	0.0526	0.565
0.529	0.0522	0.0495	0.558
0.548	0.0478	0.0477	0.549
0.581	0.0404	0.0444	0.528
0.606	0.0350	0.0419	0.507
0.629	0.0298	0.0393	0.476
0.654	0.0245	0.0367	0.436
0.686	0.0177	0.0332	0.366
0.713	0.0120	0.0302	0.283
0.737	0.0071	0.0275	0.190
0.765	0.0009	0.0242	0.027
0.790	-0.0045	0.0211	-0.169
0.818	-0.0106	0.0173	-0.502
0.843	-0.0162	0.0138	-0.986
0.871	-0.0224	0.0100	-1.954
0.896	-0.0278	0.0063	-3.969

Run: jb0479

Avg RPM: 5989

J	C_T	C_P	η
0.090	0.1155	0.0561	0.185
0.107	0.1147	0.0561	0.218
0.130	0.1137	0.0568	0.260

0.156	0.1115	0.0573	0.303
0.175	0.1101	0.0577	0.333
0.197	0.1082	0.0582	0.366
0.218	0.1059	0.0584	0.395
0.243	0.1035	0.0588	0.428
0.265	0.1014	0.0592	0.454
0.285	0.0988	0.0592	0.476
0.309	0.0963	0.0596	0.500
0.330	0.0934	0.0595	0.518
0.354	0.0909	0.0598	0.537
0.372	0.0878	0.0594	0.550
0.397	0.0844	0.0592	0.566
0.414	0.0813	0.0586	0.574
0.436	0.0777	0.0582	0.582

Run: jb0480

Avg RPM: 6002

J	C_T	C_P	η
0.373	0.0874	0.0593	0.550
0.396	0.0841	0.0592	0.564
0.418	0.0809	0.0588	0.575
0.438	0.0773	0.0581	0.583
0.463	0.0728	0.0572	0.589
0.479	0.0694	0.0563	0.591
0.501	0.0648	0.0549	0.592
0.527	0.0588	0.0527	0.588
0.549	0.0536	0.0508	0.580
0.568	0.0490	0.0488	0.571
0.595	0.0424	0.0458	0.550
0.611	0.0388	0.0442	0.536
0.639	0.0319	0.0409	0.499
0.656	0.0280	0.0389	0.472
0.681	0.0223	0.0361	0.422
0.704	0.0175	0.0336	0.366
0.724	0.0130	0.0314	0.301
0.745	0.0083	0.0288	0.214
0.767	0.0035	0.0261	0.102
0.790	-0.0018	0.0229	-0.063
0.811	-0.0065	0.0200	-0.264
0.833	-0.0114	0.0170	-0.558
0.853	-0.0158	0.0140	-0.963
0.877	-0.0213	0.0105	-1.784

APC
Sport Propeller
11×8
 Figs. 5.92–5.94

Run: pg0617
 Avg RPM: 3013

J	C_T	C_P	η
0.173	0.1024	0.0646	0.274
0.218	0.1004	0.0647	0.338
0.265	0.0968	0.0649	0.395
0.307	0.0919	0.0647	0.436
0.350	0.0856	0.0642	0.466
0.395	0.0774	0.0624	0.490
0.441	0.0696	0.0604	0.507
0.478	0.0632	0.0585	0.516
0.525	0.0536	0.0548	0.514
0.562	0.0466	0.0518	0.505
0.612	0.0366	0.0471	0.476
0.664	0.0265	0.0415	0.424
0.690	0.0216	0.0389	0.383
0.743	0.0108	0.0324	0.249
0.791	0.0006	0.0266	0.019
0.840	-0.0097	0.0202	-0.402
0.885	-0.0201	0.0136	-1.309

Run: pg0618
 Avg RPM: 3996

J	C_T	C_P	η
0.131	0.1130	0.0632	0.234
0.168	0.1103	0.0643	0.289
0.197	0.1073	0.0638	0.332
0.231	0.1075	0.0646	0.384
0.264	0.1042	0.0651	0.423
0.299	0.1007	0.0654	0.460
0.329	0.0975	0.0659	0.487
0.363	0.0930	0.0660	0.511
0.394	0.0880	0.0653	0.531
0.431	0.0817	0.0643	0.547
0.459	0.0758	0.0630	0.552
0.493	0.0685	0.0608	0.556
0.523	0.0616	0.0584	0.552
0.555	0.0540	0.0554	0.542
0.591	0.0463	0.0520	0.527
0.622	0.0397	0.0488	0.506
0.654	0.0329	0.0452	0.477

Run: pg0619
 Avg RPM: 3997

J	C_T	C_P	η
0.555	0.0539	0.0553	0.541
0.591	0.0460	0.0518	0.525
0.623	0.0392	0.0485	0.503
0.654	0.0329	0.0452	0.476

0.689	0.0255	0.0411	0.428
0.722	0.0189	0.0374	0.364
0.754	0.0120	0.0338	0.267
0.793	0.0035	0.0288	0.098
0.823	-0.0033	0.0246	-0.111
0.856	-0.0103	0.0201	-0.436
0.891	-0.0182	0.0147	-1.110
0.924	-0.0259	0.0096	-2.495
0.947	-0.0311	0.0060	-4.936
0.948	-0.0309	0.0060	-4.871

Run: pg0620
 Avg RPM: 4998

J	C_T	C_P	η
0.101	0.1182	0.0614	0.194
0.135	0.1165	0.0620	0.254
0.158	0.1149	0.0625	0.290
0.183	0.1134	0.0631	0.329
0.210	0.1115	0.0637	0.367
0.238	0.1093	0.0643	0.404
0.265	0.1064	0.0646	0.436
0.293	0.1038	0.0651	0.466
0.316	0.1011	0.0654	0.488
0.343	0.0977	0.0653	0.513
0.366	0.0948	0.0654	0.531
0.398	0.0911	0.0657	0.552
0.419	0.0878	0.0654	0.562
0.445	0.0838	0.0650	0.574
0.469	0.0791	0.0641	0.579
0.497	0.0735	0.0626	0.583
0.523	0.0680	0.0610	0.583

Run: pg0621
 Avg RPM: 5001

J	C_T	C_P	η
0.445	0.0833	0.0647	0.573
0.477	0.0774	0.0636	0.580
0.501	0.0725	0.0621	0.585
0.525	0.0675	0.0608	0.582
0.553	0.0610	0.0585	0.577
0.576	0.0558	0.0564	0.570
0.600	0.0497	0.0535	0.557
0.628	0.0433	0.0506	0.536
0.654	0.0373	0.0476	0.513
0.681	0.0313	0.0444	0.479
0.708	0.0261	0.0418	0.443
0.733	0.0205	0.0387	0.388
0.764	0.0131	0.0348	0.288
0.790	0.0073	0.0313	0.184
0.818	0.0010	0.0274	0.029
0.843	-0.0045	0.0239	-0.158
0.869	-0.0102	0.0201	-0.442
0.896	-0.0166	0.0160	-0.928
0.922	-0.0226	0.0120	-1.736
0.948	-0.0286	0.0077	-3.507

Run: pg0622
 Avg RPM: 5994

J	C_T	C_P	η
0.087	0.1210	0.0606	0.175
0.108	0.1199	0.0611	0.213
0.129	0.1184	0.0615	0.249
0.153	0.1175	0.0623	0.289
0.176	0.1154	0.0626	0.325
0.195	0.1142	0.0631	0.352
0.223	0.1117	0.0638	0.391
0.242	0.1103	0.0642	0.416
0.264	0.1081	0.0647	0.442
0.286	0.1061	0.0651	0.466
0.309	0.1031	0.0652	0.490
0.332	0.1008	0.0656	0.510
0.353	0.0983	0.0656	0.529
0.374	0.0957	0.0658	0.544
0.394	0.0931	0.0658	0.558
0.416	0.0900	0.0657	0.570
0.441	0.0865	0.0654	0.583

Run: pg0623
 Avg RPM: 6011

J	C_T	C_P	η
0.371	0.0960	0.0658	0.541
0.394	0.0929	0.0657	0.557
0.415	0.0899	0.0655	0.570
0.438	0.0867	0.0653	0.582
0.458	0.0837	0.0650	0.590
0.480	0.0802	0.0645	0.597
0.505	0.0758	0.0636	0.601
0.523	0.0725	0.0628	0.604
0.551	0.0667	0.0611	0.602
0.569	0.0625	0.0595	0.598
0.589	0.0581	0.0578	0.592
0.615	0.0519	0.0551	0.580
0.634	0.0475	0.0530	0.568
0.659	0.0413	0.0498	0.545
0.676	0.0374	0.0479	0.528
0.702	0.0315	0.0449	0.492
0.720	0.0277	0.0432	0.461
0.745	0.0213	0.0397	0.399
0.763	0.0173	0.0375	0.351
0.790	0.0109	0.0336	0.256
0.807	0.0072	0.0314	0.184
0.832	0.0012	0.0278	0.037
0.850	-0.0027	0.0252	-0.092
0.878	-0.0091	0.0209	-0.383

APC
Sport Propeller
11×9

Figs. 5.98–5.100

Run: pg0625

Avg RPM: 3011

J	C_T	C_P	η
0.176	0.1061	0.0745	0.251
0.216	0.1050	0.0743	0.305
0.259	0.1029	0.0745	0.358
0.309	0.1004	0.0749	0.413
0.354	0.0969	0.0749	0.458
0.398	0.0930	0.0750	0.493
0.441	0.0884	0.0743	0.524
0.479	0.0834	0.0735	0.544
0.518	0.0770	0.0719	0.554
0.576	0.0639	0.0668	0.552
0.611	0.0570	0.0639	0.544
0.654	0.0461	0.0583	0.517
0.687	0.0391	0.0547	0.492
0.743	0.0273	0.0477	0.425
0.787	0.0178	0.0416	0.337
0.831	0.0081	0.0351	0.193
0.881	-0.0034	0.0268	-0.111

Run: pg0626

Avg RPM: 4003

J	C_T	C_P	η
0.133	0.1116	0.0736	0.202
0.165	0.1109	0.0738	0.248
0.199	0.1097	0.0740	0.295
0.231	0.1079	0.0742	0.336
0.265	0.1055	0.0744	0.376
0.298	0.1038	0.0747	0.415
0.329	0.1021	0.0752	0.447
0.362	0.1001	0.0753	0.481
0.394	0.0977	0.0754	0.510
0.427	0.0952	0.0753	0.540
0.460	0.0923	0.0753	0.564
0.492	0.0886	0.0750	0.580
0.523	0.0834	0.0741	0.588
0.552	0.0781	0.0729	0.592
0.588	0.0697	0.0699	0.587
0.616	0.0632	0.0674	0.578
0.651	0.0532	0.0623	0.556

Run: pg0627

Avg RPM: 4007

J	C_T	C_P	η
0.548	0.0789	0.0731	0.592
0.589	0.0679	0.0688	0.581
0.614	0.0630	0.0669	0.578
0.652	0.0536	0.0627	0.558

0.687	0.0447	0.0581	0.528
0.721	0.0363	0.0534	0.490
0.753	0.0290	0.0489	0.447
0.785	0.0219	0.0444	0.387
0.818	0.0144	0.0394	0.298
0.853	0.0069	0.0344	0.170
0.893	-0.0022	0.0290	-0.067
0.921	-0.0086	0.0246	-0.320
0.955	-0.0165	0.0188	-0.838
0.986	-0.0237	0.0134	-1.738
1.021	-0.0318	0.0077	-4.195

Run: pg0628

Avg RPM: 4993

J	C_T	C_P	η
0.103	0.1167	0.0724	0.166
0.132	0.1164	0.0720	0.214
0.162	0.1159	0.0726	0.259
0.184	0.1149	0.0727	0.291
0.211	0.1138	0.0729	0.329
0.236	0.1132	0.0733	0.364
0.265	0.1119	0.0737	0.403
0.291	0.1104	0.0739	0.434
0.317	0.1085	0.0741	0.464
0.346	0.1065	0.0746	0.494
0.372	0.1047	0.0749	0.520
0.398	0.1023	0.0751	0.542
0.425	0.0995	0.0754	0.561
0.447	0.0967	0.0753	0.574
0.472	0.0934	0.0753	0.586
0.499	0.0898	0.0750	0.598
0.525	0.0862	0.0747	0.605

Run: pg0629

Avg RPM: 5006

J	C_T	C_P	η
0.449	0.0962	0.0752	0.573
0.473	0.0930	0.0750	0.587
0.499	0.0898	0.0750	0.598
0.529	0.0851	0.0743	0.607
0.555	0.0808	0.0733	0.611
0.579	0.0763	0.0724	0.611
0.604	0.0712	0.0706	0.609
0.623	0.0670	0.0693	0.603
0.655	0.0595	0.0662	0.589
0.683	0.0527	0.0630	0.572
0.712	0.0444	0.0589	0.537
0.732	0.0396	0.0560	0.517
0.758	0.0330	0.0523	0.479
0.784	0.0264	0.0481	0.431
0.817	0.0180	0.0427	0.344
0.835	0.0138	0.0400	0.289
0.869	0.0064	0.0353	0.157
0.895	0.0006	0.0315	0.018

0.919	-0.0050	0.0275	-0.166
0.948	-0.0118	0.0226	-0.496
0.975	-0.0177	0.0184	-0.936
0.999	-0.0233	0.0143	-1.631
1.026	-0.0299	0.0094	-3.254

Run: pg0630

Avg RPM: 5793

J	C_T	C_P	η
0.093	0.1218	0.0695	0.162
0.112	0.1211	0.0697	0.195
0.136	0.1205	0.0703	0.233
0.158	0.1195	0.0708	0.267
0.180	0.1183	0.0713	0.298
0.205	0.1171	0.0718	0.334
0.228	0.1177	0.0718	0.374
0.251	0.1159	0.0722	0.403
0.274	0.1146	0.0731	0.429
0.297	0.1127	0.0734	0.457
0.322	0.1111	0.0741	0.483
0.344	0.1086	0.0743	0.503
0.363	0.1063	0.0744	0.519
0.383	0.1046	0.0748	0.536
0.407	0.1019	0.0749	0.553
0.433	0.0991	0.0751	0.571
0.452	0.0968	0.0753	0.581

Run: pg0631

Avg RPM: 5795

J	C_T	C_P	η
0.386	0.1040	0.0746	0.539
0.410	0.1016	0.0749	0.556
0.436	0.0984	0.0749	0.572
0.455	0.0964	0.0750	0.584
0.478	0.0933	0.0748	0.596
0.500	0.0906	0.0748	0.606
0.522	0.0874	0.0744	0.613
0.545	0.0837	0.0737	0.618
0.570	0.0798	0.0731	0.623
0.587	0.0769	0.0724	0.624
0.613	0.0718	0.0709	0.621
0.633	0.0680	0.0698	0.617
0.658	0.0626	0.0678	0.608
0.678	0.0580	0.0658	0.597
0.705	0.0511	0.0624	0.577
0.723	0.0459	0.0599	0.554
0.749	0.0389	0.0560	0.520
0.767	0.0345	0.0534	0.496
0.795	0.0272	0.0488	0.442
0.813	0.0226	0.0459	0.401
0.840	0.0162	0.0418	0.324
0.856	0.0123	0.0393	0.269
0.886	0.0056	0.0351	0.142
0.903	0.0016	0.0324	0.045

APC
Sport Prop
14×13
 Figs. 5.104–5.106

Run: jb1049
 Avg RPM: 2003

J	C_T	C_P	η
0.311	0.0964	0.0784	0.382
0.365	0.0962	0.0775	0.454
0.410	0.0933	0.0772	0.495
0.467	0.0871	0.0767	0.530
0.521	0.0804	0.0761	0.551
0.567	0.0728	0.0736	0.561
0.619	0.0642	0.0698	0.569
0.670	0.0550	0.0659	0.560
0.729	0.0438	0.0593	0.538
0.781	0.0331	0.0526	0.491
0.824	0.0237	0.0474	0.413
0.882	0.0111	0.0383	0.255
0.935	-0.0001	0.0305	-0.004
0.986	-0.0110	0.0224	-0.482
1.030	-0.0194	0.0161	-1.243

Run: jb1050
 Avg RPM: 2508

J	C_T	C_P	η
0.247	0.1054	0.0785	0.331
0.286	0.1057	0.0779	0.389
0.331	0.1047	0.0775	0.448
0.374	0.1039	0.0774	0.502
0.415	0.1017	0.0783	0.539
0.457	0.0961	0.0780	0.563
0.494	0.0925	0.0779	0.586
0.541	0.0862	0.0773	0.603
0.577	0.0798	0.0756	0.610
0.618	0.0713	0.0725	0.608
0.654	0.0638	0.0694	0.602
0.700	0.0546	0.0651	0.587
0.735	0.0479	0.0612	0.575
0.784	0.0373	0.0548	0.534
0.831	0.0276	0.0494	0.464

Run: jb1051
 Avg RPM: 2503

J	C_T	C_P	η
0.698	0.0541	0.0648	0.583
0.742	0.0453	0.0598	0.563
0.775	0.0389	0.0559	0.540
0.823	0.0292	0.0505	0.476
0.863	0.0201	0.0444	0.391
0.907	0.0107	0.0381	0.254
0.945	0.0023	0.0322	0.069
0.987	-0.0067	0.0255	-0.260
1.040	-0.0191	0.0156	-1.271

Run: jb1052
 Avg RPM: 2998

J	C_T	C_P	η
0.206	0.1111	0.0776	0.295
0.242	0.1113	0.0767	0.351
0.277	0.1108	0.0769	0.399
0.311	0.1100	0.0769	0.445
0.347	0.1082	0.0772	0.486
0.382	0.1058	0.0778	0.519
0.413	0.1031	0.0782	0.544
0.452	0.1002	0.0785	0.577
0.486	0.0964	0.0784	0.597
0.521	0.0917	0.0783	0.610
0.554	0.0865	0.0774	0.619
0.588	0.0809	0.0762	0.625
0.618	0.0760	0.0749	0.628
0.651	0.0694	0.0725	0.623
0.682	0.0629	0.0698	0.615

Run: jb1053
 Avg RPM: 3003

J	C_T	C_P	η
0.582	0.0817	0.0764	0.622
0.620	0.0749	0.0745	0.624
0.653	0.0689	0.0724	0.621
0.683	0.0625	0.0696	0.614
0.716	0.0553	0.0660	0.600
0.763	0.0452	0.0604	0.571
0.789	0.0396	0.0571	0.548
0.822	0.0327	0.0528	0.509
0.864	0.0230	0.0471	0.422
0.891	0.0176	0.0435	0.360
0.933	0.0078	0.0369	0.198
0.967	0.0002	0.0315	0.005
0.998	-0.0068	0.0256	-0.264
1.035	-0.0159	0.0181	-0.908

Run: jb1054
 Avg RPM: 3508

J	C_T	C_P	η
0.179	0.1184	0.0766	0.277
0.206	0.1162	0.0753	0.318
0.235	0.1154	0.0754	0.359
0.266	0.1142	0.0756	0.402
0.293	0.1116	0.0751	0.436
0.325	0.1118	0.0765	0.474
0.356	0.1099	0.0771	0.507
0.386	0.1080	0.0778	0.535
0.415	0.1055	0.0782	0.559
0.440	0.1031	0.0786	0.578
0.474	0.0993	0.0786	0.599
0.500	0.0961	0.0785	0.612
0.534	0.0918	0.0782	0.626
0.558	0.0886	0.0780	0.634
0.588	0.0834	0.0769	0.637

Run: jb1055
 Avg RPM: 3504

J	C_T	C_P	η
0.499	0.0961	0.0784	0.612
0.528	0.0925	0.0783	0.624
0.564	0.0874	0.0776	0.635
0.587	0.0835	0.0770	0.637
0.622	0.0775	0.0754	0.640
0.650	0.0725	0.0737	0.640
0.675	0.0676	0.0719	0.635
0.702	0.0625	0.0697	0.629
0.741	0.0546	0.0659	0.613
0.770	0.0486	0.0628	0.596
0.794	0.0430	0.0596	0.573
0.825	0.0362	0.0560	0.533
0.859	0.0285	0.0512	0.478
0.887	0.0222	0.0471	0.418
0.914	0.0160	0.0430	0.340
0.946	0.0083	0.0376	0.209
0.972	0.0025	0.0329	0.073
1.007	-0.0062	0.0259	-0.241
1.032	-0.0122	0.0208	-0.608

APC
Thin Electric
9×4.5
 Figs. 5.110–5.112

Run: rd0996
 Avg RPM: 4002

J	C_T	C_P	η
0.160	0.0755	0.0424	0.285
0.196	0.0688	0.0411	0.328
0.235	0.0610	0.0390	0.367
0.278	0.0526	0.0365	0.400
0.315	0.0466	0.0347	0.423
0.369	0.0375	0.0320	0.433
0.398	0.0328	0.0303	0.430
0.443	0.0249	0.0275	0.401
0.487	0.0162	0.0240	0.330
0.527	0.0084	0.0207	0.214
0.565	0.0004	0.0172	0.015
0.603	-0.0080	0.0133	-0.361
0.655	-0.0195	0.0082	-1.554

Run: jb0997
 Avg RPM: 5008

J	C_T	C_P	η
0.129	0.0852	0.0438	0.251
0.161	0.0801	0.0435	0.296
0.194	0.0744	0.0427	0.338
0.224	0.0685	0.0415	0.370
0.260	0.0611	0.0397	0.400
0.290	0.0549	0.0379	0.420

0.321 0.0484 0.0358 0.434
 0.355 0.0422 0.0338 0.443
 0.389 0.0359 0.0316 0.442
 0.413 0.0316 0.0300 0.435
 0.449 0.0248 0.0274 0.406
 0.482 0.0185 0.0250 0.356
 0.508 0.0134 0.0228 0.298
 0.547 0.0053 0.0193 0.150
 0.577 -0.0009 0.0165 -0.033
 0.609 -0.0079 0.0132 -0.362
 0.641 -0.0151 0.0098 -0.989

Run: jb0998
 Avg RPM: 6018

J	C_T	C_P	η
0.108	0.0906	0.0440	0.222
0.133	0.0878	0.0443	0.264
0.160	0.0844	0.0445	0.303
0.189	0.0796	0.0441	0.341
0.214	0.0757	0.0437	0.370
0.240	0.0704	0.0427	0.397
0.271	0.0638	0.0411	0.420
0.296	0.0580	0.0394	0.436
0.322	0.0525	0.0377	0.448
0.348	0.0466	0.0357	0.453
0.376	0.0407	0.0337	0.455
0.400	0.0359	0.0318	0.451
0.425	0.0312	0.0301	0.440
0.454	0.0255	0.0278	0.416
0.477	0.0212	0.0262	0.386
0.508	0.0146	0.0234	0.317
0.530	0.0101	0.0215	0.248

Run: jb0999
 Avg RPM: 6015

J	C_T	C_P	η
0.455	0.0251	0.0277	0.412
0.477	0.0210	0.0260	0.383
0.507	0.0147	0.0235	0.318
0.530	0.0101	0.0214	0.249
0.566	0.0026	0.0182	0.082
0.587	-0.0018	0.0161	-0.066
0.620	-0.0091	0.0126	-0.450

Run: jb1000
 Avg RPM: 6917

J	C_T	C_P	η
0.091	0.0939	0.0443	0.194
0.114	0.0918	0.0445	0.235
0.141	0.0890	0.0448	0.279
0.163	0.0865	0.0450	0.313
0.187	0.0835	0.0452	0.345
0.210	0.0797	0.0449	0.374
0.233	0.0757	0.0445	0.398
0.257	0.0712	0.0437	0.419

0.277 0.0671 0.0428 0.435
 0.302 0.0612 0.0410 0.451
 0.329 0.0554 0.0395 0.462
 0.351 0.0502 0.0376 0.469
 0.370 0.0461 0.0365 0.467
 0.395 0.0396 0.0337 0.464
 0.417 0.0351 0.0321 0.456
 0.439 0.0304 0.0302 0.443
 0.461 0.0262 0.0285 0.423

Run: jb1001
 Avg RPM: 6913

J	C_T	C_P	η
0.394	0.0395	0.0337	0.461
0.416	0.0349	0.0317	0.458
0.439	0.0303	0.0302	0.441
0.463	0.0258	0.0284	0.419
0.487	0.0206	0.0262	0.382
0.509	0.0161	0.0244	0.335
0.534	0.0109	0.0221	0.263
0.560	0.0053	0.0196	0.153
0.581	0.0009	0.0176	0.031
0.607	-0.0047	0.0148	-0.194
0.629	-0.0095	0.0124	-0.482
0.654	-0.0154	0.0094	-1.073
0.673	-0.0198	0.0072	-1.855

APC
Thin Electric
9×6
 Figs. 5.116–5.118

Run: rd0988
 Avg RPM: 4003

J	C_T	C_P	η
0.162	0.1004	0.0580	0.280
0.200	0.0970	0.0583	0.332
0.238	0.0928	0.0583	0.378
0.279	0.0881	0.0588	0.418
0.325	0.0802	0.0582	0.448
0.360	0.0716	0.0560	0.461
0.408	0.0583	0.0508	0.468
0.442	0.0510	0.0478	0.471
0.488	0.0415	0.0439	0.462
0.516	0.0367	0.0420	0.451
0.562	0.0278	0.0383	0.409
0.609	0.0187	0.0341	0.333
0.646	0.0105	0.0301	0.226
0.688	0.0014	0.0254	0.037
0.722	-0.0064	0.0213	-0.218
0.766	-0.0165	0.0157	-0.804
0.805	-0.0256	0.0105	-1.963

Run: rd0989
 Avg RPM: 5013

J	C_T	C_P	η
0.128	0.1047	0.0578	0.232
0.160	0.1019	0.0581	0.281
0.193	0.0988	0.0583	0.327
0.227	0.0955	0.0584	0.371
0.258	0.0920	0.0586	0.406
0.291	0.0879	0.0587	0.436
0.323	0.0832	0.0585	0.460
0.351	0.0785	0.0581	0.475
0.382	0.0716	0.0564	0.485
0.416	0.0620	0.0530	0.487
0.449	0.0527	0.0491	0.483
0.481	0.0455	0.0459	0.476
0.509	0.0393	0.0431	0.464
0.544	0.0322	0.0399	0.439
0.576	0.0258	0.0372	0.401
0.608	0.0194	0.0342	0.345
0.641	0.0123	0.0308	0.257

Run: rd0990
 Avg RPM: 5000

J	C_T	C_P	η
0.543	0.0321	0.0400	0.436
0.572	0.0263	0.0375	0.402
0.608	0.0191	0.0342	0.340
0.640	0.0123	0.0308	0.255
0.673	0.0051	0.0273	0.125
0.705	-0.0022	0.0235	-0.067
0.737	-0.0093	0.0197	-0.349
0.775	-0.0180	0.0147	-0.946
0.809	-0.0259	0.0100	-2.086
0.836	-0.0325	0.0061	-4.488

Run: rd0991
 Avg RPM: 6038

J	C_T	C_P	η
0.110	0.1074	0.0579	0.203
0.136	0.1053	0.0582	0.246
0.158	0.1035	0.0584	0.279
0.186	0.1009	0.0586	0.321
0.215	0.0981	0.0588	0.359
0.241	0.0953	0.0589	0.390
0.265	0.0925	0.0589	0.417
0.293	0.0890	0.0589	0.443
0.318	0.0857	0.0588	0.464
0.344	0.0821	0.0588	0.481
0.371	0.0776	0.0583	0.493
0.397	0.0722	0.0572	0.501
0.424	0.0652	0.0549	0.503
0.453	0.0563	0.0513	0.498
0.477	0.0504	0.0488	0.492
0.503	0.0437	0.0458	0.480
0.533	0.0365	0.0424	0.459

Run: rd0992
 Avg RPM: 6015

J	C_T	C_P	η
0.452	0.0572	0.0518	0.500
0.478	0.0497	0.0485	0.490
0.503	0.0434	0.0456	0.478
0.530	0.0372	0.0428	0.461
0.561	0.0303	0.0395	0.430
0.584	0.0252	0.0370	0.398
0.613	0.0191	0.0341	0.343
0.637	0.0141	0.0317	0.283
0.671	0.0065	0.0280	0.156
0.690	0.0026	0.0262	0.068
0.726	-0.0059	0.0215	-0.201
0.746	-0.0104	0.0190	-0.407
0.775	-0.0171	0.0152	-0.874
0.800	-0.0229	0.0115	-1.591
0.826	-0.0293	0.0076	-3.205

Run: rd0993
 Avg RPM: 6701

J	C_T	C_P	η
0.095	0.1091	0.0579	0.180
0.123	0.1071	0.0582	0.225
0.146	0.1057	0.0587	0.263
0.169	0.1034	0.0588	0.297
0.192	0.1012	0.0590	0.329
0.218	0.0985	0.0592	0.363
0.242	0.0963	0.0594	0.392
0.264	0.0938	0.0592	0.419
0.287	0.0896	0.0588	0.438
0.311	0.0877	0.0592	0.461
0.335	0.0844	0.0592	0.477
0.359	0.0807	0.0589	0.492
0.382	0.0770	0.0587	0.502
0.405	0.0729	0.0580	0.510
0.429	0.0670	0.0560	0.513
0.450	0.0608	0.0537	0.510
0.479	0.0526	0.0504	0.500

Run: rd0994
 Avg RPM: 6715

J	C_T	C_P	η
0.408	0.0715	0.0574	0.507
0.431	0.0659	0.0557	0.511
0.454	0.0593	0.0530	0.508
0.479	0.0522	0.0502	0.499
0.505	0.0452	0.0469	0.487
0.523	0.0408	0.0449	0.475
0.545	0.0358	0.0426	0.458
0.574	0.0291	0.0393	0.425
0.595	0.0243	0.0369	0.392
0.622	0.0183	0.0340	0.335
0.649	0.0124	0.0312	0.258

0.670	0.0078	0.0290	0.180
0.693	0.0026	0.0262	0.069
0.720	-0.0036	0.0228	-0.115
0.741	-0.0084	0.0202	-0.306
0.768	-0.0147	0.0166	-0.679
0.789	-0.0195	0.0137	-1.126
0.815	-0.0259	0.0096	-2.190
0.837	-0.0313	0.0063	-4.161

APC
Thin Electric
10×5

Figs. 5.122–5.124

Run: pg0820
 Avg RPM: 4005

J	C_T	C_P	η
0.146	0.0837	0.0422	0.290
0.182	0.0789	0.0423	0.339
0.213	0.0732	0.0415	0.375
0.257	0.0628	0.0392	0.412
0.288	0.0556	0.0370	0.434
0.330	0.0478	0.0344	0.457
0.358	0.0430	0.0329	0.468
0.397	0.0367	0.0308	0.474
0.428	0.0317	0.0291	0.466
0.470	0.0246	0.0265	0.436
0.511	0.0171	0.0233	0.375
0.550	0.0092	0.0200	0.253
0.585	0.0019	0.0169	0.067
0.618	-0.0048	0.0138	-0.215
0.650	-0.0115	0.0106	-0.710
0.685	-0.0189	0.0070	-1.840

Run: kt0821
 Avg RPM: 5000

J	C_T	C_P	η
0.113	0.0885	0.0418	0.240
0.145	0.0860	0.0423	0.295
0.175	0.0830	0.0427	0.340
0.201	0.0797	0.0427	0.374
0.234	0.0745	0.0424	0.410
0.261	0.0690	0.0415	0.434
0.292	0.0615	0.0395	0.454
0.316	0.0562	0.0381	0.467
0.346	0.0489	0.0355	0.476
0.376	0.0430	0.0334	0.484
0.401	0.0387	0.0320	0.485
0.432	0.0330	0.0299	0.478
0.466	0.0267	0.0274	0.455
0.494	0.0214	0.0252	0.420
0.520	0.0164	0.0230	0.370
0.549	0.0106	0.0206	0.283
0.582	0.0039	0.0177	0.127

Run: kt0822
 Avg RPM: 4993

J	C_T	C_P	η
0.488	0.0225	0.0256	0.428
0.520	0.0162	0.0230	0.366
0.554	0.0095	0.0201	0.262
0.582	0.0040	0.0178	0.131
0.611	-0.0021	0.0150	-0.084
0.640	-0.0081	0.0122	-0.424
0.668	-0.0142	0.0090	-1.054
0.692	-0.0194	0.0064	-2.111

Run: kt0823
 Avg RPM: 6005

J	C_T	C_P	η
0.093	0.0917	0.0422	0.202
0.121	0.0894	0.0426	0.255
0.146	0.0879	0.0430	0.299
0.170	0.0858	0.0432	0.337
0.195	0.0831	0.0435	0.372
0.218	0.0804	0.0436	0.402
0.242	0.0771	0.0435	0.428
0.267	0.0732	0.0434	0.450
0.292	0.0683	0.0425	0.469
0.314	0.0627	0.0409	0.482
0.335	0.0578	0.0395	0.490
0.358	0.0520	0.0376	0.495
0.380	0.0465	0.0355	0.498
0.406	0.0408	0.0334	0.497
0.429	0.0364	0.0317	0.492
0.453	0.0317	0.0299	0.481
0.484	0.0256	0.0273	0.455

Run: kt0824
 Avg RPM: 6018

J	C_T	C_P	η
0.406	0.0406	0.0333	0.495
0.430	0.0361	0.0316	0.491
0.456	0.0309	0.0295	0.478
0.477	0.0271	0.0279	0.463
0.504	0.0215	0.0256	0.423
0.525	0.0176	0.0240	0.386
0.557	0.0110	0.0211	0.290
0.573	0.0077	0.0197	0.223
0.601	0.0019	0.0171	0.068
0.620	-0.0020	0.0151	-0.081
0.648	-0.0083	0.0120	-0.445
0.672	-0.0135	0.0093	-0.976
0.698	-0.0191	0.0063	-2.106

Run: kt0825
 Avg RPM: 6707

J	C_T	C_P	η
0.087	0.0934	0.0428	0.189
0.108	0.0919	0.0430	0.231
0.128	0.0903	0.0432	0.268
0.149	0.0886	0.0434	0.304
0.173	0.0865	0.0437	0.343
0.195	0.0844	0.0440	0.375
0.216	0.0822	0.0442	0.402
0.238	0.0797	0.0443	0.427
0.259	0.0770	0.0444	0.449
0.280	0.0736	0.0441	0.467
0.301	0.0697	0.0434	0.483
0.321	0.0652	0.0423	0.494
0.342	0.0602	0.0409	0.503
0.368	0.0531	0.0385	0.507
0.388	0.0481	0.0366	0.510
0.406	0.0440	0.0352	0.508
0.435	0.0371	0.0324	0.498

Run: kt0826
 Avg RPM: 6710

J	C_T	C_P	η
0.367	0.0531	0.0385	0.506
0.388	0.0482	0.0367	0.509
0.407	0.0436	0.0351	0.506
0.430	0.0381	0.0327	0.501
0.450	0.0341	0.0312	0.491
0.474	0.0292	0.0291	0.475
0.493	0.0254	0.0276	0.455
0.513	0.0219	0.0262	0.429
0.538	0.0167	0.0240	0.374
0.557	0.0126	0.0222	0.318
0.585	0.0069	0.0196	0.205
0.604	0.0029	0.0177	0.099
0.628	-0.0025	0.0150	-0.106
0.641	-0.0053	0.0136	-0.251
0.668	-0.0112	0.0105	-0.715
0.692	-0.0166	0.0075	-1.523

APC
Thin Electric
10×7
 Figs. 5.128-5.130

Run: pg0812
 Avg RPM: 4007

J	C_T	C_P	η
0.144	0.1007	0.0571	0.254
0.178	0.0981	0.0571	0.306
0.217	0.0950	0.0572	0.360
0.255	0.0916	0.0574	0.407
0.290	0.0879	0.0575	0.444

0.327	0.0837	0.0576	0.475
0.363	0.0784	0.0573	0.497
0.395	0.0719	0.0559	0.508
0.433	0.0630	0.0531	0.514
0.466	0.0558	0.0507	0.513
0.504	0.0455	0.0461	0.498
0.541	0.0374	0.0422	0.479
0.576	0.0304	0.0388	0.451
0.614	0.0231	0.0353	0.402
0.648	0.0164	0.0319	0.332
0.686	0.0089	0.0282	0.216
0.721	0.0012	0.0241	0.036

Run: pg0813
 Avg RPM: 5018

J	C_T	C_P	η
0.112	0.1041	0.0572	0.204
0.144	0.1022	0.0575	0.256
0.173	0.1000	0.0576	0.301
0.203	0.0975	0.0576	0.343
0.231	0.0950	0.0576	0.380
0.261	0.0922	0.0577	0.416
0.287	0.0895	0.0577	0.445
0.320	0.0861	0.0580	0.476
0.344	0.0833	0.0579	0.495
0.372	0.0795	0.0578	0.512
0.401	0.0749	0.0572	0.525
0.432	0.0684	0.0557	0.530
0.464	0.0611	0.0533	0.532
0.492	0.0543	0.0508	0.526
0.518	0.0477	0.0480	0.515
0.548	0.0397	0.0441	0.493
0.576	0.0331	0.0409	0.467

Run: pg0814
 Avg RPM: 5001

J	C_T	C_P	η
0.488	0.0548	0.0509	0.525
0.515	0.0484	0.0483	0.515
0.548	0.0395	0.0440	0.492
0.576	0.0331	0.0408	0.468
0.605	0.0267	0.0375	0.432
0.634	0.0207	0.0344	0.382
0.663	0.0146	0.0313	0.310
0.691	0.0090	0.0284	0.220
0.727	0.0012	0.0242	0.038
0.753	-0.0046	0.0210	-0.165
0.786	-0.0116	0.0169	-0.537
0.811	-0.0172	0.0136	-1.026
0.842	-0.0242	0.0096	-2.134

Run: pg0815
 Avg RPM: 6020

J	C_T	C_P	η
0.097	0.1067	0.0573	0.181
0.126	0.1047	0.0576	0.230
0.145	0.1036	0.0578	0.260
0.169	0.1019	0.0580	0.296
0.193	0.1001	0.0582	0.331
0.218	0.0977	0.0582	0.366
0.241	0.0958	0.0584	0.395
0.266	0.0932	0.0584	0.424
0.290	0.0909	0.0586	0.451
0.311	0.0887	0.0586	0.471
0.339	0.0855	0.0586	0.494
0.358	0.0832	0.0586	0.509
0.385	0.0800	0.0585	0.526
0.409	0.0760	0.0580	0.536
0.429	0.0725	0.0574	0.542
0.456	0.0673	0.0562	0.546
0.480	0.0618	0.0545	0.544

Run: pg0816
 Avg RPM: 6015

J	C_T	C_P	η
0.409	0.0763	0.0582	0.536
0.433	0.0718	0.0573	0.543
0.456	0.0673	0.0562	0.546
0.478	0.0625	0.0547	0.546
0.505	0.0557	0.0522	0.538
0.527	0.0498	0.0498	0.528
0.549	0.0444	0.0473	0.515
0.576	0.0370	0.0436	0.488
0.602	0.0308	0.0404	0.459
0.628	0.0247	0.0371	0.417
0.648	0.0204	0.0349	0.378
0.671	0.0154	0.0322	0.320
0.698	0.0096	0.0291	0.230
0.718	0.0052	0.0267	0.141
0.749	-0.0016	0.0230	-0.051
0.767	-0.0057	0.0207	-0.210
0.796	-0.0122	0.0166	-0.586
0.821	-0.0179	0.0132	-1.117
0.847	-0.0237	0.0097	-2.070
0.870	-0.0292	0.0064	-3.957

Run: pg0817
 Avg RPM: 6531

J	C_T	C_P	η
0.084	0.1084	0.0575	0.158
0.111	0.1068	0.0579	0.205
0.132	0.1054	0.0581	0.239
0.158	0.1035	0.0583	0.280
0.176	0.1021	0.0585	0.308
0.199	0.1003	0.0587	0.341

0.224	0.0981	0.0588	0.373
0.245	0.0961	0.0589	0.400
0.265	0.0942	0.0589	0.424
0.290	0.0916	0.0590	0.451
0.312	0.0893	0.0590	0.472
0.335	0.0867	0.0590	0.492
0.353	0.0846	0.0590	0.506
0.374	0.0820	0.0590	0.521
0.397	0.0789	0.0588	0.533
0.419	0.0757	0.0585	0.542
0.440	0.0722	0.0579	0.549

Run: pg0818
Avg RPM: 6519

J	C_T	C_P	η
0.376	0.0816	0.0589	0.521
0.398	0.0788	0.0587	0.534
0.419	0.0756	0.0584	0.543
0.439	0.0722	0.0578	0.548
0.466	0.0665	0.0563	0.550
0.487	0.0622	0.0551	0.549
0.508	0.0579	0.0537	0.547
0.531	0.0512	0.0509	0.535
0.549	0.0468	0.0490	0.525
0.575	0.0397	0.0454	0.503
0.596	0.0346	0.0430	0.480
0.626	0.0268	0.0388	0.433
0.645	0.0228	0.0367	0.401
0.670	0.0169	0.0335	0.339
0.688	0.0129	0.0314	0.284
0.705	0.0092	0.0293	0.222
0.735	0.0027	0.0257	0.076
0.753	-0.0015	0.0233	-0.050
0.779	-0.0075	0.0197	-0.298
0.798	-0.0116	0.0172	-0.540
0.822	-0.0172	0.0137	-1.025
0.845	-0.0225	0.0104	-1.829
0.870	-0.0285	0.0069	-3.606

APC
Thin Electric
11×5.5
Figs. 5.134–5.136

Run: kt0516
Avg RPM: 3010

J	C_T	C_P	η
0.176	0.0590	0.0306	0.340
0.217	0.0526	0.0290	0.394
0.259	0.0460	0.0273	0.438
0.308	0.0396	0.0257	0.474
0.356	0.0330	0.0240	0.489
0.394	0.0276	0.0225	0.485
0.443	0.0201	0.0199	0.445

0.485	0.0126	0.0171	0.357
0.515	0.0073	0.0150	0.250
0.567	-0.0027	0.0111	-0.138
0.611	-0.0111	0.0078	-0.872

Run: kt0468
Avg RPM: 3994

J	C_T	C_P	η
0.133	0.0750	0.0339	0.294
0.162	0.0706	0.0337	0.338
0.199	0.0629	0.0325	0.384
0.232	0.0555	0.0308	0.418
0.266	0.0489	0.0290	0.449
0.300	0.0433	0.0274	0.474
0.333	0.0383	0.0260	0.491
0.366	0.0332	0.0244	0.498
0.398	0.0283	0.0229	0.492
0.432	0.0230	0.0211	0.471
0.464	0.0177	0.0192	0.427
0.497	0.0118	0.0170	0.345
0.529	0.0059	0.0147	0.213
0.558	0.0007	0.0125	0.029
0.592	-0.0057	0.0099	-0.340
0.621	-0.0119	0.0074	-1.004

Run: kt0469
Avg RPM: 4999

J	C_T	C_P	η
0.103	0.0810	0.0337	0.247
0.130	0.0790	0.0342	0.300
0.156	0.0763	0.0345	0.345
0.185	0.0727	0.0346	0.389
0.211	0.0682	0.0342	0.420
0.238	0.0623	0.0331	0.448
0.266	0.0556	0.0315	0.470
0.289	0.0502	0.0300	0.484
0.319	0.0440	0.0281	0.501
0.344	0.0397	0.0268	0.511
0.372	0.0351	0.0253	0.517
0.397	0.0308	0.0238	0.513
0.423	0.0265	0.0223	0.501
0.446	0.0225	0.0210	0.479
0.473	0.0179	0.0193	0.438
0.498	0.0133	0.0176	0.377
0.525	0.0085	0.0157	0.285

Run: kt0470
Avg RPM: 4998

J	C_T	C_P	η
0.447	0.0219	0.0207	0.474
0.472	0.0177	0.0192	0.436
0.498	0.0129	0.0173	0.371
0.523	0.0084	0.0156	0.282
0.551	0.0033	0.0135	0.135
0.577	-0.0015	0.0115	-0.075

0.603	-0.0066	0.0092	-0.431
0.629	-0.0119	0.0069	-1.088

Run: kt0471
Avg RPM: 6002

J	C_T	C_P	η
0.088	0.0840	0.0341	0.217
0.111	0.0825	0.0344	0.266
0.132	0.0809	0.0347	0.309
0.154	0.0790	0.0350	0.348
0.176	0.0770	0.0353	0.383
0.199	0.0744	0.0354	0.419
0.220	0.0716	0.0354	0.445
0.242	0.0676	0.0350	0.468
0.264	0.0633	0.0342	0.487
0.284	0.0584	0.0331	0.501
0.304	0.0536	0.0318	0.512
0.328	0.0480	0.0301	0.522
0.349	0.0437	0.0288	0.528
0.372	0.0386	0.0271	0.530
0.395	0.0344	0.0257	0.529
0.419	0.0300	0.0240	0.523
0.439	0.0264	0.0227	0.508

Run: kt0472
Avg RPM: 6000

J	C_T	C_P	η
0.369	0.0387	0.0270	0.530
0.392	0.0346	0.0256	0.530
0.416	0.0302	0.0240	0.523
0.436	0.0267	0.0228	0.511
0.463	0.0218	0.0209	0.481
0.481	0.0186	0.0198	0.452
0.507	0.0140	0.0181	0.393
0.528	0.0099	0.0164	0.318
0.549	0.0058	0.0147	0.218
0.571	0.0017	0.0128	0.075
0.593	-0.0028	0.0108	-0.151
0.615	-0.0073	0.0088	-0.510
0.638	-0.0119	0.0066	-1.156

APC
Thin Electric
11×7
Figs. 5.140–5.142

Run: kt0535
Avg RPM: 3003

J	C_T	C_P	η
0.173	0.0919	0.0463	0.344
0.216	0.0889	0.0471	0.408
0.261	0.0839	0.0474	0.462
0.307	0.0768	0.0473	0.499
0.348	0.0666	0.0449	0.516
0.399	0.0532	0.0401	0.531

0.438 0.0459 0.0371 0.542
 0.486 0.0375 0.0338 0.539
 0.531 0.0300 0.0309 0.517
 0.566 0.0245 0.0287 0.483
 0.623 0.0140 0.0239 0.364
 0.665 0.0054 0.0196 0.183
 0.706 -0.0030 0.0156 -0.135
 0.743 -0.0101 0.0121 -0.619
 0.787 -0.0193 0.0072 -2.106

Run: kt0536
 Avg RPM: 3998

J	C_T	C_P	η
0.132	0.0970	0.0463	0.277
0.166	0.0945	0.0466	0.336
0.197	0.0921	0.0470	0.387
0.230	0.0889	0.0471	0.435
0.263	0.0861	0.0476	0.476
0.296	0.0824	0.0477	0.511
0.329	0.0779	0.0477	0.538
0.360	0.0725	0.0471	0.554
0.394	0.0639	0.0448	0.562
0.426	0.0546	0.0415	0.560
0.460	0.0460	0.0379	0.559
0.492	0.0396	0.0352	0.554
0.524	0.0335	0.0326	0.539
0.559	0.0273	0.0299	0.510
0.590	0.0217	0.0274	0.466
0.623	0.0154	0.0245	0.391
0.657	0.0084	0.0212	0.262

Run: kt0537
 Avg RPM: 3995

J	C_T	C_P	η
0.556	0.0275	0.0299	0.510
0.589	0.0215	0.0273	0.464
0.622	0.0155	0.0246	0.393
0.657	0.0087	0.0213	0.267
0.688	0.0021	0.0182	0.081
0.723	-0.0048	0.0148	-0.235
0.762	-0.0126	0.0105	-0.917
0.790	-0.0187	0.0072	-2.063

Run: kt0538
 Avg RPM: 4997

J	C_T	C_P	η
0.103	0.1006	0.0465	0.223
0.138	0.0983	0.0469	0.289
0.160	0.0968	0.0471	0.329
0.185	0.0948	0.0474	0.371
0.212	0.0927	0.0477	0.412
0.237	0.0908	0.0480	0.448
0.265	0.0877	0.0480	0.484
0.291	0.0850	0.0482	0.513
0.318	0.0820	0.0482	0.541

0.340 0.0794 0.0483 0.558
 0.367 0.0755 0.0481 0.576
 0.393 0.0713 0.0477 0.587
 0.420 0.0649 0.0461 0.591
 0.448 0.0570 0.0433 0.589
 0.477 0.0486 0.0399 0.581
 0.501 0.0423 0.0371 0.570
 0.524 0.0374 0.0349 0.560

Run: kt0539
 Avg RPM: 4997

J	C_T	C_P	η
0.442	0.0580	0.0438	0.587
0.474	0.0492	0.0402	0.580
0.498	0.0425	0.0372	0.569
0.524	0.0369	0.0347	0.556
0.550	0.0317	0.0325	0.538
0.575	0.0269	0.0302	0.511
0.602	0.0216	0.0277	0.469
0.628	0.0164	0.0253	0.408
0.655	0.0111	0.0228	0.319
0.681	0.0057	0.0202	0.191
0.712	-0.0006	0.0170	-0.027
0.739	-0.0059	0.0142	-0.308
0.760	-0.0102	0.0117	-0.663
0.786	-0.0158	0.0085	-1.465

Run: kt0540
 Avg RPM: 5988

J	C_T	C_P	η
0.093	0.1031	0.0470	0.203
0.110	0.1020	0.0472	0.237
0.131	0.1009	0.0477	0.277
0.152	0.0994	0.0480	0.315
0.177	0.0977	0.0484	0.358
0.198	0.0959	0.0486	0.391
0.220	0.0943	0.0489	0.424
0.243	0.0920	0.0490	0.456
0.266	0.0899	0.0492	0.486
0.287	0.0877	0.0493	0.511
0.309	0.0850	0.0492	0.534
0.329	0.0829	0.0492	0.554
0.350	0.0804	0.0492	0.571
0.373	0.0776	0.0492	0.587
0.394	0.0746	0.0491	0.599
0.415	0.0713	0.0487	0.608
0.436	0.0674	0.0480	0.613

Run: kt0541
 Avg RPM: 6003

J	C_T	C_P	η
0.371	0.0776	0.0492	0.585
0.396	0.0742	0.0491	0.599
0.414	0.0715	0.0488	0.606
0.436	0.0673	0.0480	0.611

0.460 0.0613 0.0462 0.611
 0.479 0.0563 0.0444 0.607
 0.501 0.0492 0.0414 0.596
 0.524 0.0425 0.0384 0.581
 0.544 0.0377 0.0362 0.567
 0.566 0.0326 0.0337 0.548
 0.590 0.0276 0.0314 0.518
 0.609 0.0238 0.0295 0.490
 0.638 0.0174 0.0265 0.420
 0.656 0.0140 0.0249 0.370
 0.679 0.0091 0.0224 0.275
 0.701 0.0045 0.0201 0.157
 0.724 0.0001 0.0178 0.003
 0.746 -0.0049 0.0150 -0.242
 0.768 -0.0098 0.0121 -0.621
 0.789 -0.0142 0.0094 -1.194
 0.813 -0.0198 0.0062 -2.603

APC
Thin Electric
11×8

Figs. 5.146–5.148

Run: pg0518
 Avg RPM: 3016

J	C_T	C_P	η
0.171	0.0966	0.0507	0.325
0.218	0.0933	0.0512	0.398
0.258	0.0902	0.0513	0.453
0.300	0.0855	0.0514	0.499
0.352	0.0793	0.0516	0.542
0.389	0.0723	0.0502	0.560
0.439	0.0598	0.0464	0.566
0.478	0.0519	0.0434	0.571
0.534	0.0395	0.0379	0.557
0.561	0.0345	0.0357	0.541
0.611	0.0250	0.0313	0.488
0.668	0.0150	0.0267	0.374
0.707	0.0066	0.0225	0.209

Run: pg0520
 Avg RPM: 2999

J	C_T	C_P	η
0.743	-0.0010	0.0189	-0.038
0.787	-0.0106	0.0138	-0.607
0.836	-0.0208	0.0082	-2.126

Run: pg0519
 Avg RPM: 4002

J	C_T	C_P	η
0.131	0.1018	0.0519	0.257
0.162	0.0995	0.0518	0.312
0.196	0.0974	0.0519	0.368
0.228	0.0946	0.0520	0.415
0.265	0.0912	0.0521	0.465

0.299	0.0878	0.0521	0.503	0.551	0.0474	0.0440	0.594	0.750	0.0048	0.0231	0.155
0.331	0.0839	0.0520	0.534	0.576	0.0405	0.0408	0.573	0.764	0.0017	0.0213	0.061
0.361	0.0809	0.0521	0.560	0.601	0.0343	0.0377	0.546	0.790	-0.0042	0.0179	-0.185
0.393	0.0764	0.0517	0.581	0.627	0.0281	0.0346	0.510	0.812	-0.0089	0.0152	-0.475
0.427	0.0706	0.0509	0.592	0.655	0.0220	0.0315	0.458	0.832	-0.0132	0.0126	-0.875
0.457	0.0644	0.0493	0.596	0.682	0.0162	0.0284	0.388				
0.492	0.0560	0.0466	0.592	0.713	0.0095	0.0251	0.270				
0.531	0.0455	0.0421	0.575	0.739	0.0042	0.0223	0.138				
0.562	0.0386	0.0388	0.558	0.765	-0.0014	0.0192	-0.057				
0.590	0.0321	0.0357	0.531	0.789	-0.0067	0.0162	-0.328				
0.622	0.0256	0.0325	0.491	0.817	-0.0125	0.0130	-0.784				
0.655	0.0191	0.0292	0.427	0.844	-0.0181	0.0098	-1.557				

Run: pg0521
Avg RPM: 3997

J	C_T	C_P	η
0.558	0.0392	0.0393	0.556
0.589	0.0318	0.0356	0.527
0.623	0.0252	0.0323	0.485
0.655	0.0184	0.0290	0.417
0.688	0.0120	0.0259	0.320
0.722	0.0052	0.0225	0.168
0.755	-0.0018	0.0187	-0.072
0.793	-0.0099	0.0142	-0.550
0.825	-0.0165	0.0107	-1.277
0.856	-0.0232	0.0070	-2.841

Run: pg0522
Avg RPM: 5013

J	C_T	C_P	η
0.107	0.1043	0.0519	0.215
0.130	0.1038	0.0523	0.258
0.157	0.1018	0.0524	0.305
0.184	0.1001	0.0527	0.349
0.211	0.0984	0.0531	0.390
0.237	0.0958	0.0530	0.429
0.262	0.0938	0.0531	0.463
0.292	0.0908	0.0532	0.498
0.317	0.0876	0.0530	0.524
0.344	0.0853	0.0533	0.550
0.365	0.0821	0.0528	0.568
0.392	0.0791	0.0526	0.589
0.422	0.0750	0.0525	0.603
0.447	0.0716	0.0520	0.614
0.469	0.0677	0.0513	0.619
0.497	0.0614	0.0495	0.617
0.523	0.0551	0.0472	0.611

Run: pg0523
Avg RPM: 4999

J	C_T	C_P	η
0.443	0.0716	0.0520	0.610
0.470	0.0664	0.0506	0.616
0.500	0.0605	0.0493	0.614
0.525	0.0544	0.0470	0.607

Run: pg0524
Avg RPM: 6000

J	C_T	C_P	η
0.091	0.1086	0.0529	0.187
0.110	0.1073	0.0530	0.223
0.132	0.1060	0.0531	0.264
0.152	0.1047	0.0532	0.300
0.173	0.1034	0.0536	0.334
0.197	0.1014	0.0536	0.372
0.219	0.0998	0.0539	0.405
0.244	0.0975	0.0541	0.440
0.264	0.0963	0.0544	0.467
0.284	0.0938	0.0542	0.492
0.309	0.0915	0.0544	0.520
0.327	0.0889	0.0539	0.539
0.350	0.0867	0.0541	0.560
0.373	0.0839	0.0539	0.581
0.397	0.0809	0.0537	0.598
0.414	0.0787	0.0536	0.608
0.435	0.0750	0.0529	0.616

Run: pg0525
Avg RPM: 5997

J	C_T	C_P	η
0.373	0.0833	0.0538	0.578
0.394	0.0809	0.0537	0.593
0.416	0.0780	0.0534	0.607
0.437	0.0753	0.0532	0.618
0.458	0.0719	0.0527	0.626
0.480	0.0684	0.0521	0.631
0.501	0.0650	0.0514	0.633
0.523	0.0604	0.0501	0.631
0.546	0.0558	0.0486	0.627
0.571	0.0499	0.0464	0.615
0.593	0.0437	0.0435	0.595
0.616	0.0368	0.0400	0.567
0.637	0.0317	0.0375	0.538
0.659	0.0258	0.0344	0.494
0.682	0.0202	0.0315	0.438
0.700	0.0164	0.0294	0.389
0.724	0.0108	0.0264	0.296

APC
Thin Electric
11×8.5

Figs. 5.152–5.154

Run: kt0514
Avg RPM: 3005

J	C_T	C_P	η
0.176	0.0979	0.0559	0.308
0.216	0.0956	0.0558	0.369
0.265	0.0919	0.0561	0.434
0.310	0.0875	0.0560	0.485
0.355	0.0830	0.0560	0.526
0.398	0.0777	0.0558	0.555
0.435	0.0716	0.0549	0.567
0.473	0.0626	0.0522	0.568
0.537	0.0463	0.0451	0.552
0.564	0.0407	0.0423	0.542
0.611	0.0312	0.0377	0.507
0.664	0.0219	0.0331	0.439
0.691	0.0172	0.0308	0.385
0.737	0.0084	0.0260	0.238
0.786	-0.0017	0.0203	-0.064
0.833	-0.0110	0.0150	-0.613
0.874	-0.0192	0.0101	-1.654

Run: kt0515
Avg RPM: 2999

J	C_T	C_P	η
0.734	0.0085	0.0258	0.242
0.788	-0.0021	0.0199	-0.081
0.833	-0.0114	0.0144	-0.657
0.874	-0.0196	0.0096	-1.789

Run: jb0453
Avg RPM: 4003

J	C_T	C_P	η
0.131	0.1003	0.0569	0.231
0.162	0.1004	0.0564	0.288
0.195	0.0984	0.0564	0.340
0.229	0.0960	0.0564	0.390
0.265	0.0930	0.0564	0.437
0.296	0.0902	0.0565	0.473
0.331	0.0868	0.0565	0.508
0.364	0.0834	0.0564	0.538
0.396	0.0798	0.0563	0.561
0.427	0.0755	0.0558	0.578
0.461	0.0705	0.0553	0.587
0.496	0.0641	0.0541	0.588

0.530 0.0552 0.0508 0.576
 0.559 0.0472 0.0471 0.561
 0.590 0.0394 0.0433 0.537
 0.624 0.0320 0.0395 0.505
 0.657 0.0248 0.0357 0.457

Run: pg0454
 Avg RPM: 3998

J	C_T	C_P	η
0.559	0.0469	0.0470	0.558
0.589	0.0393	0.0432	0.536
0.622	0.0317	0.0393	0.503
0.655	0.0253	0.0358	0.462
0.687	0.0185	0.0322	0.394
0.722	0.0118	0.0286	0.298
0.753	0.0054	0.0251	0.161
0.784	-0.0007	0.0217	-0.024
0.818	-0.0076	0.0177	-0.350
0.859	-0.0159	0.0130	-1.050
0.889	-0.0226	0.0090	-2.233

Run: pg0455
 Avg RPM: 5012

J	C_T	C_P	η
0.110	0.1035	0.0572	0.200
0.134	0.1039	0.0565	0.246
0.154	0.1027	0.0566	0.280
0.182	0.1014	0.0569	0.324
0.209	0.0993	0.0568	0.365
0.238	0.0977	0.0572	0.406
0.264	0.0953	0.0573	0.439
0.290	0.0930	0.0573	0.470
0.318	0.0903	0.0574	0.500
0.344	0.0877	0.0573	0.526
0.370	0.0847	0.0572	0.548
0.395	0.0818	0.0569	0.568
0.417	0.0792	0.0569	0.582
0.446	0.0753	0.0564	0.595
0.470	0.0716	0.0558	0.603
0.497	0.0678	0.0554	0.608
0.522	0.0632	0.0544	0.606

Run: pg0456
 Avg RPM: 5000

J	C_T	C_P	η
0.443	0.0752	0.0563	0.592
0.470	0.0715	0.0559	0.601
0.496	0.0675	0.0553	0.605
0.525	0.0626	0.0543	0.605
0.549	0.0576	0.0527	0.600
0.576	0.0506	0.0499	0.584
0.603	0.0431	0.0463	0.561
0.630	0.0361	0.0428	0.531
0.654	0.0300	0.0395	0.496
0.682	0.0236	0.0360	0.446

0.706 0.0179 0.0328 0.386
 0.739 0.0110 0.0289 0.281
 0.764 0.0059 0.0260 0.173
 0.790 0.0004 0.0229 0.015
 0.817 -0.0053 0.0194 -0.225
 0.845 -0.0109 0.0160 -0.575
 0.869 -0.0160 0.0130 -1.067
 0.896 -0.0220 0.0093 -2.134

Run: pg0457
 Avg RPM: 5999

J	C_T	C_P	η
0.086	0.1053	0.0585	0.155
0.109	0.1059	0.0577	0.200
0.134	0.1065	0.0574	0.249
0.153	0.1051	0.0574	0.281
0.175	0.1040	0.0578	0.315
0.198	0.1024	0.0579	0.349
0.220	0.1010	0.0582	0.381
0.242	0.0991	0.0583	0.412
0.264	0.0970	0.0582	0.440
0.288	0.0953	0.0586	0.469
0.307	0.0937	0.0587	0.490
0.329	0.0913	0.0586	0.512
0.348	0.0896	0.0589	0.530
0.374	0.0865	0.0586	0.553
0.396	0.0841	0.0585	0.570
0.413	0.0816	0.0580	0.581
0.435	0.0791	0.0579	0.593

Run: pg0459
 Avg RPM: 5999

J	C_T	C_P	η
0.371	0.0865	0.0584	0.549
0.392	0.0842	0.0583	0.566
0.415	0.0812	0.0580	0.581
0.438	0.0785	0.0578	0.595
0.459	0.0757	0.0575	0.605
0.481	0.0725	0.0570	0.612
0.502	0.0694	0.0565	0.616
0.522	0.0661	0.0559	0.617
0.546	0.0621	0.0551	0.616
0.570	0.0577	0.0539	0.611
0.592	0.0529	0.0521	0.602
0.615	0.0474	0.0498	0.586
0.637	0.0410	0.0466	0.561
0.659	0.0350	0.0434	0.531
0.681	0.0289	0.0399	0.492
0.702	0.0234	0.0369	0.445
0.725	0.0182	0.0340	0.388
0.745	0.0137	0.0314	0.324
0.771	0.0080	0.0280	0.220
0.788	0.0039	0.0255	0.121
0.811	-0.0012	0.0225	-0.043

0.834 -0.0059 0.0196 -0.252
 0.855 -0.0107 0.0167 -0.548
 0.875 -0.0150 0.0139 -0.939

APC
Thin Electric
11×10

Figs. 5.158–5.160

Run: kt0510
 Avg RPM: 3014

J	C_T	C_P	η
0.175	0.0971	0.0770	0.220
0.217	0.0983	0.0744	0.287
0.263	0.1013	0.0714	0.374
0.304	0.1000	0.0710	0.428
0.349	0.0974	0.0707	0.481
0.397	0.0937	0.0704	0.528
0.440	0.0894	0.0702	0.560
0.479	0.0849	0.0699	0.582
0.520	0.0800	0.0698	0.596
0.569	0.0715	0.0683	0.595
0.612	0.0592	0.0634	0.572
0.665	0.0452	0.0557	0.541
0.695	0.0390	0.0522	0.519
0.748	0.0270	0.0450	0.448
0.779	0.0217	0.0421	0.402
0.833	0.0112	0.0360	0.260
0.859	0.0065	0.0330	0.168

Run: kt0511
 Avg RPM: 3006

J	C_T	C_P	η
0.751	0.0263	0.0444	0.445
0.778	0.0211	0.0414	0.396
0.833	0.0112	0.0357	0.261
0.859	0.0062	0.0327	0.162
0.919	-0.0060	0.0253	-0.216
0.960	-0.0148	0.0195	-0.728
1.003	-0.0238	0.0134	-1.785
1.050	-0.0338	0.0064	-5.564

Run: kt0512
 Avg RPM: 4010

J	C_T	C_P	η
0.129	0.1001	0.0812	0.159
0.161	0.0988	0.0790	0.201
0.194	0.0985	0.0767	0.249
0.230	0.0997	0.0741	0.310
0.263	0.1029	0.0718	0.377
0.298	0.1021	0.0712	0.427
0.331	0.1001	0.0710	0.466
0.364	0.0979	0.0710	0.502
0.396	0.0950	0.0707	0.533
0.424	0.0928	0.0709	0.556

0.456	0.0895	0.0706	0.579	0.525	0.0839	0.0716	0.615	0.594	0.0756	0.0711	0.632			
0.491	0.0854	0.0703	0.596	0.551	0.0802	0.0711	0.622	0.615	0.0721	0.0704	0.630			
0.523	0.0821	0.0704	0.610	0.577	0.0768	0.0706	0.627	0.643	0.0674	0.0693	0.625			
0.555	0.0777	0.0698	0.617	0.601	0.0729	0.0700	0.626	0.669	0.0622	0.0676	0.615			
0.584	0.0726	0.0689	0.616	0.626	0.0690	0.0693	0.623	0.695	0.0552	0.0645	0.595			
0.622	0.0648	0.0668	0.604	0.656	0.0622	0.0668	0.610	0.719	0.0483	0.0609	0.571			
0.656	0.0559	0.0628	0.584	0.683	0.0556	0.0640	0.593	0.742	0.0420	0.0572	0.545			
Run: kt0513				0.707	0.0486	0.0602	0.570	0.768	0.0350	0.0531	0.506			
Avg RPM: 3996				0.734	0.0408	0.0558	0.537	0.787	0.0301	0.0499	0.476			
<i>J</i>	<i>C_T</i>	<i>C_P</i>	<i>η</i>	0.754	0.0354	0.0525	0.509	0.815	0.0231	0.0453	0.415			
0.557	0.0765	0.0692	0.615	0.792	0.0262	0.0467	0.444	0.836	0.0181	0.0421	0.360			
0.591	0.0711	0.0684	0.614	0.817	0.0206	0.0432	0.390	0.861	0.0124	0.0383	0.278			
0.622	0.0648	0.0666	0.605	0.844	0.0144	0.0392	0.309	0.884	0.0071	0.0349	0.179			
0.655	0.0556	0.0625	0.583	0.869	0.0089	0.0356	0.216	0.909	0.0019	0.0315	0.055			
0.688	0.0460	0.0572	0.553	0.895	0.0035	0.0322	0.099	0.933	-0.0033	0.0281	-0.109			
0.727	0.0360	0.0514	0.510	0.922	-0.0022	0.0285	-0.072	0.955	-0.0079	0.0250	-0.302			
0.757	0.0294	0.0475	0.469	0.949	-0.0077	0.0248	-0.294	<hr/>						
0.792	0.0218	0.0428	0.404	0.975	-0.0133	0.0211	-0.612	APC						
0.828	0.0141	0.0380	0.308	0.999	-0.0184	0.0176	-1.048	Thin Electric						
0.856	0.0084	0.0343	0.210	1.026	-0.0244	0.0134	-1.867	14×12						
0.888	0.0018	0.0303	0.053	1.053	-0.0302	0.0091	-3.505	Figs. 5.164–5.166						
Run: kt0463				Run: pg0461				Run: kt1064						
Avg RPM: 5007				Avg RPM: 5499				Avg RPM: 1997						
<i>J</i>	<i>C_T</i>	<i>C_P</i>	<i>η</i>	<i>J</i>	<i>C_T</i>	<i>C_P</i>	<i>η</i>	<i>J</i>	<i>C_T</i>	<i>C_P</i>	<i>η</i>			
0.104	0.1031	0.0832	0.128	0.093	0.1039	0.0837	0.116	0.312	0.0867	0.0562	0.481			
0.130	0.1014	0.0816	0.162	0.118	0.1029	0.0825	0.147	0.360	0.0845	0.0567	0.536			
0.154	0.1010	0.0808	0.193	0.145	0.1022	0.0812	0.182	0.411	0.0796	0.0568	0.577			
0.185	0.1003	0.0784	0.237	0.166	0.1017	0.0800	0.211	0.472	0.0722	0.0568	0.600			
0.207	0.1007	0.0768	0.272	0.189	0.1013	0.0783	0.245	0.518	0.0629	0.0539	0.604			
0.238	0.1041	0.0735	0.338	0.215	0.1032	0.0758	0.293	0.576	0.0498	0.0485	0.592			
0.262	0.1065	0.0722	0.387	0.240	0.1077	0.0723	0.357	0.628	0.0387	0.0426	0.571			
0.289	0.1051	0.0720	0.422	0.264	0.1076	0.0724	0.392	0.677	0.0296	0.0375	0.533			
0.317	0.1037	0.0721	0.456	0.287	0.1064	0.0724	0.421	0.729	0.0206	0.0322	0.465			
0.343	0.1014	0.0720	0.484	0.310	0.1049	0.0725	0.449	0.782	0.0124	0.0279	0.348			
0.369	0.0998	0.0723	0.509	0.333	0.1032	0.0725	0.474	0.824	0.0051	0.0235	0.180			
0.397	0.0969	0.0720	0.535	0.362	0.1008	0.0724	0.504	0.878	-0.0040	0.0180	-0.197			
0.423	0.0948	0.0720	0.557	0.385	0.0991	0.0726	0.525	0.928	-0.0142	0.0114	-1.161			
0.446	0.0927	0.0721	0.573	0.405	0.0973	0.0726	0.543	Run: kt1065						
0.471	0.0898	0.0719	0.589	0.428	0.0955	0.0728	0.561	Avg RPM: 2504						
0.497	0.0872	0.0720	0.603	0.453	0.0929	0.0727	0.579	<i>J</i>	<i>C_T</i>	<i>C_P</i>	<i>η</i>			
0.524	0.0842	0.0717	0.615	0.480	0.0900	0.0727	0.595	0.249	0.0917	0.0569	0.401			
Run: kt0464				Run: pg0462				0.287				0.0900	0.0566	0.456
Avg RPM: 4998				Avg RPM: 5501				0.331				0.0872	0.0564	0.512
<i>J</i>	<i>C_T</i>	<i>C_P</i>	<i>η</i>	<i>J</i>	<i>C_T</i>	<i>C_P</i>	<i>η</i>	0.374	0.0842	0.0564	0.557			
0.446	0.0925	0.0720	0.573	0.406	0.0970	0.0724	0.543	0.414	0.0809	0.0566	0.592			
0.473	0.0896	0.0719	0.590	0.430	0.0951	0.0727	0.563	0.452	0.0774	0.0569	0.615			
0.498	0.0868	0.0718	0.603	0.453	0.0928	0.0727	0.579	0.499	0.0709	0.0562	0.629			
				0.478	0.0902	0.0727	0.593	0.536	0.0639	0.0547	0.627	0.612		
				0.500	0.0876	0.0725	0.605	0.584	0.0528	0.0503	0.612	0.587		
				0.525	0.0847	0.0722	0.615	0.625	0.0422	0.0449	0.587	0.567		
				0.553	0.0812	0.0719	0.625	0.654	0.0362	0.0418	0.567	0.521		
				0.574	0.0783	0.0714	0.629	0.703	0.0273	0.0368	0.521			

0.741 0.0200 0.0322 0.460
 0.783 0.0124 0.0277 0.351
 0.825 0.0055 0.0236 0.192

Run: kt1066
 Avg RPM: 2498

J	C_T	C_P	η
0.700	0.0267	0.0364	0.514
0.741	0.0192	0.0319	0.447
0.783	0.0124	0.0280	0.345
0.825	0.0050	0.0236	0.174
0.866	-0.0023	0.0190	-0.106
0.907	-0.0096	0.0143	-0.607
0.945	-0.0167	0.0096	-1.635

Run: kt1067
 Avg RPM: 3004

J	C_T	C_P	η
0.205	0.0933	0.0574	0.333
0.241	0.0927	0.0571	0.391
0.272	0.0915	0.0570	0.437
0.311	0.0890	0.0568	0.488
0.347	0.0871	0.0570	0.529
0.382	0.0842	0.0568	0.566
0.416	0.0816	0.0570	0.596
0.451	0.0780	0.0570	0.618
0.484	0.0744	0.0569	0.633
0.514	0.0706	0.0566	0.641
0.554	0.0640	0.0554	0.640
0.584	0.0569	0.0528	0.629
0.619	0.0473	0.0484	0.606
0.650	0.0398	0.0444	0.583
0.687	0.0318	0.0399	0.548

Run: kt1068
 Avg RPM: 3005

J	C_T	C_P	η
0.580	0.0577	0.0531	0.630
0.615	0.0484	0.0489	0.609
0.653	0.0388	0.0437	0.579
0.682	0.0329	0.0404	0.555
0.721	0.0251	0.0358	0.505
0.749	0.0199	0.0328	0.455
0.789	0.0126	0.0282	0.353
0.830	0.0050	0.0236	0.175
0.864	-0.0009	0.0200	-0.038
0.895	-0.0066	0.0164	-0.357
0.932	-0.0135	0.0119	-1.062

Run: kt1069
 Avg RPM: 3507

J	C_T	C_P	η
0.177	0.0960	0.0574	0.296
0.207	0.0957	0.0571	0.347
0.234	0.0944	0.0570	0.388
0.266	0.0931	0.0570	0.434

0.297 0.0912 0.0571 0.475
 0.325 0.0893 0.0571 0.508
 0.355 0.0867 0.0568 0.542

0.386 0.0852 0.0574 0.574
 0.415 0.0827 0.0574 0.598
 0.443 0.0797 0.0571 0.618
 0.471 0.0778 0.0577 0.635
 0.499 0.0746 0.0574 0.648
 0.528 0.0719 0.0578 0.656
 0.556 0.0673 0.0569 0.657
 0.591 0.0591 0.0541 0.645

Run: kt1070
 Avg RPM: 3504

J	C_T	C_P	η
0.498	0.0744	0.0573	0.646
0.531	0.0701	0.0569	0.654
0.559	0.0654	0.0560	0.652
0.589	0.0596	0.0542	0.647
0.617	0.0525	0.0513	0.631
0.648	0.0446	0.0476	0.607
0.682	0.0359	0.0426	0.575
0.705	0.0304	0.0393	0.545
0.731	0.0251	0.0360	0.510
0.765	0.0186	0.0322	0.443
0.799	0.0122	0.0281	0.348
0.826	0.0074	0.0252	0.244
0.853	0.0026	0.0223	0.101
0.889	-0.0041	0.0180	-0.201
0.915	-0.0090	0.0146	-0.565

APC
Thin Electric
17×12
 Figs. 5.170–5.172

Run: jb1092e
 Avg RPM: 2000

J	C_T	C_P	η
0.255	0.0867	0.0485	0.455
0.300	0.0835	0.0486	0.515
0.342	0.0801	0.0487	0.561
0.385	0.0759	0.0488	0.600
0.429	0.0707	0.0483	0.627
0.465	0.0651	0.0473	0.640
0.517	0.0526	0.0428	0.635
0.557	0.0438	0.0388	0.628
0.599	0.0344	0.0338	0.610
0.643	0.0262	0.0292	0.576
0.680	0.0202	0.0259	0.530
0.722	0.0135	0.0222	0.437
0.764	0.0058	0.0176	0.250
0.814	-0.0028	0.0125	-0.186
0.854	-0.0106	0.0075	-1.215

Run: rd1093
 Avg RPM: 2504

J	C_T	C_P	η
0.203	0.0908	0.0481	0.382
0.237	0.0893	0.0485	0.436
0.272	0.0868	0.0486	0.486
0.306	0.0842	0.0488	0.528
0.342	0.0812	0.0489	0.568
0.378	0.0776	0.0488	0.601
0.412	0.0742	0.0487	0.629
0.442	0.0704	0.0482	0.646
0.479	0.0653	0.0475	0.659
0.512	0.0596	0.0460	0.665
0.544	0.0526	0.0434	0.660
0.582	0.0430	0.0389	0.643
0.605	0.0374	0.0360	0.628
0.645	0.0282	0.0307	0.592
0.672	0.0233	0.0279	0.560

Run: rd1094
 Avg RPM: 2506

J	C_T	C_P	η
0.579	0.0432	0.0390	0.640
0.606	0.0370	0.0359	0.624
0.645	0.0280	0.0307	0.588
0.672	0.0229	0.0278	0.555
0.716	0.0151	0.0233	0.465
0.750	0.0085	0.0194	0.330
0.779	0.0035	0.0164	0.166
0.813	-0.0026	0.0126	-0.167
0.847	-0.0088	0.0086	-0.872

Run: rd1095
 Avg RPM: 3001

J	C_T	C_P	η
0.169	0.0933	0.0487	0.323
0.195	0.0924	0.0486	0.371
0.229	0.0905	0.0485	0.428
0.255	0.0889	0.0488	0.465
0.285	0.0871	0.0492	0.504
0.314	0.0846	0.0493	0.538
0.341	0.0824	0.0494	0.569
0.372	0.0797	0.0496	0.599
0.400	0.0768	0.0493	0.622
0.428	0.0736	0.0491	0.642
0.453	0.0706	0.0487	0.657
0.479	0.0672	0.0482	0.669
0.508	0.0633	0.0474	0.677
0.533	0.0590	0.0463	0.679
0.567	0.0522	0.0439	0.674

Run: rd1096
 Avg RPM: 3008

J	C_T	C_P	η
0.477	0.0673	0.0481	0.667
0.505	0.0632	0.0473	0.674
0.534	0.0585	0.0461	0.677
0.560	0.0533	0.0443	0.675
0.594	0.0449	0.0405	0.659
0.618	0.0389	0.0373	0.644
0.650	0.0306	0.0327	0.609
0.674	0.0252	0.0295	0.576
0.712	0.0179	0.0254	0.504
0.735	0.0137	0.0229	0.441
0.768	0.0074	0.0190	0.298
0.796	0.0022	0.0158	0.109
0.824	-0.0030	0.0124	-0.199
0.847	-0.0071	0.0095	-0.638

Run: rd1097
 Avg RPM: 3398

J	C_T	C_P	η
0.146	0.0950	0.0491	0.282
0.176	0.0940	0.0488	0.339
0.202	0.0933	0.0489	0.384
0.228	0.0919	0.0490	0.426
0.252	0.0902	0.0492	0.462
0.277	0.0885	0.0495	0.496
0.300	0.0867	0.0497	0.523
0.327	0.0846	0.0499	0.554
0.353	0.0823	0.0500	0.581
0.378	0.0798	0.0499	0.605
0.403	0.0776	0.0500	0.626
0.425	0.0750	0.0496	0.642
0.449	0.0720	0.0492	0.657
0.474	0.0690	0.0488	0.670
0.497	0.0658	0.0482	0.678

Run: rd1098
 Avg RPM: 3407

J	C_T	C_P	η
0.424	0.0749	0.0495	0.642
0.450	0.0718	0.0492	0.658
0.474	0.0690	0.0488	0.671
0.498	0.0657	0.0482	0.679
0.521	0.0625	0.0475	0.686
0.546	0.0585	0.0464	0.689
0.569	0.0546	0.0452	0.688
0.598	0.0483	0.0425	0.680
0.621	0.0430	0.0400	0.668
0.648	0.0361	0.0363	0.645
0.669	0.0310	0.0334	0.620
0.703	0.0225	0.0285	0.556
0.723	0.0184	0.0260	0.512
0.753	0.0124	0.0225	0.415

0.774	0.0083	0.0200	0.322
0.797	0.0042	0.0174	0.195
0.827	-0.0017	0.0134	-0.106
0.847	-0.0052	0.0109	-0.403

APC
Thin Electric
19×12

Figs. 5.176–5.178

Run: jb1079
 Avg RPM: 1500

J	C_T	C_P	η
0.306	0.0726	0.0419	0.531
0.353	0.0643	0.0405	0.561
0.402	0.0549	0.0377	0.586
0.465	0.0415	0.0320	0.604
0.513	0.0325	0.0278	0.599
0.566	0.0246	0.0243	0.575
0.615	0.0172	0.0209	0.508
0.659	0.0094	0.0171	0.362
0.719	-0.0014	0.0114	-0.092
0.768	-0.0108	0.0064	-1.299

Run: jb1080
 Avg RPM: 2096

J	C_T	C_P	η
0.216	0.0848	0.0420	0.437
0.254	0.0814	0.0421	0.492
0.291	0.0782	0.0424	0.537
0.330	0.0740	0.0424	0.577
0.367	0.0692	0.0419	0.606
0.398	0.0642	0.0410	0.624
0.436	0.0567	0.0389	0.636
0.474	0.0480	0.0357	0.638
0.514	0.0384	0.0314	0.628
0.548	0.0312	0.0278	0.614
0.576	0.0260	0.0252	0.593
0.615	0.0193	0.0219	0.542
0.651	0.0128	0.0187	0.446
0.686	0.0064	0.0154	0.287
0.723	-0.0003	0.0118	-0.016

Run: jb1081
 Avg RPM: 2502

J	C_T	C_P	η
0.186	0.0884	0.0422	0.389
0.211	0.0864	0.0424	0.429
0.245	0.0841	0.0429	0.481
0.276	0.0813	0.0430	0.522
0.306	0.0783	0.0430	0.557
0.335	0.0752	0.0429	0.587
0.364	0.0719	0.0427	0.613
0.400	0.0671	0.0421	0.638
0.429	0.0627	0.0413	0.652

0.457	0.0578	0.0399	0.661
0.482	0.0525	0.0382	0.663
0.522	0.0422	0.0338	0.650
0.545	0.0368	0.0314	0.640
0.577	0.0292	0.0274	0.615
0.601	0.0246	0.0251	0.590

Run: jb1082
 Avg RPM: 2508

J	C_T	C_P	η
0.516	0.0432	0.0342	0.652
0.543	0.0372	0.0315	0.642
0.577	0.0291	0.0273	0.616
0.603	0.0241	0.0248	0.586
0.643	0.0165	0.0210	0.504
0.665	0.0125	0.0189	0.438
0.696	0.0068	0.0158	0.298
0.724	0.0015	0.0129	0.081
0.757	-0.0052	0.0091	-0.436

Run: jb1083
 Avg RPM: 2991

J	C_T	C_P	η
0.150	0.0922	0.0425	0.325
0.179	0.0904	0.0429	0.378
0.199	0.0894	0.0433	0.411
0.230	0.0871	0.0436	0.459
0.256	0.0850	0.0438	0.495
0.280	0.0828	0.0440	0.528
0.308	0.0802	0.0441	0.560
0.329	0.0779	0.0440	0.583
0.359	0.0745	0.0437	0.612
0.384	0.0716	0.0435	0.633
0.407	0.0688	0.0431	0.649
0.433	0.0652	0.0425	0.665
0.456	0.0616	0.0417	0.675
0.480	0.0576	0.0407	0.680
0.502	0.0534	0.0393	0.683

Run: jb1084
 Avg RPM: 3007

J	C_T	C_P	η
0.427	0.0659	0.0426	0.661
0.454	0.0619	0.0418	0.672
0.484	0.0565	0.0402	0.680
0.508	0.0521	0.0388	0.683
0.536	0.0456	0.0361	0.677
0.553	0.0418	0.0344	0.671
0.582	0.0345	0.0309	0.650
0.602	0.0300	0.0287	0.630
0.632	0.0235	0.0255	0.584
0.652	0.0192	0.0232	0.541
0.682	0.0130	0.0198	0.448
0.707	0.0081	0.0171	0.336
0.737	0.0022	0.0137	0.118
0.764	-0.0033	0.0105	-0.238

**Graupner
CAM Prop
9×4**
Figs. 5.182–5.184

Run: rd0924
Avg RPM: 4015

J	C_T	C_P	η
0.159	0.0437	0.0281	0.247
0.196	0.0389	0.0270	0.283
0.238	0.0336	0.0257	0.311
0.281	0.0275	0.0239	0.323
0.317	0.0224	0.0226	0.315
0.363	0.0152	0.0204	0.271
0.397	0.0099	0.0188	0.208
0.445	0.0017	0.0163	0.047
0.475	-0.0036	0.0144	-0.118
0.522	-0.0123	0.0113	-0.569
0.562	-0.0198	0.0086	-1.295
0.594	-0.0262	0.0063	-2.484

Run: rd0925
Avg RPM: 5009

J	C_T	C_P	η
0.127	0.0501	0.0290	0.219
0.158	0.0468	0.0285	0.261
0.191	0.0432	0.0279	0.297
0.225	0.0387	0.0269	0.324
0.256	0.0344	0.0259	0.340
0.286	0.0299	0.0248	0.346
0.322	0.0240	0.0231	0.335
0.348	0.0199	0.0220	0.315
0.380	0.0144	0.0204	0.269
0.418	0.0081	0.0184	0.183
0.450	0.0023	0.0164	0.064
0.471	-0.0015	0.0151	-0.047
0.506	-0.0082	0.0126	-0.329
0.539	-0.0144	0.0103	-0.754
0.571	-0.0210	0.0079	-1.524

Run: rd0926
Avg RPM: 6018

J	C_T	C_P	η
0.104	0.0563	0.0299	0.197
0.132	0.0534	0.0295	0.238
0.156	0.0506	0.0291	0.271
0.187	0.0469	0.0286	0.307
0.213	0.0435	0.0280	0.332
0.238	0.0399	0.0272	0.350
0.263	0.0360	0.0263	0.360
0.289	0.0324	0.0255	0.367
0.317	0.0278	0.0243	0.362
0.341	0.0238	0.0233	0.349
0.367	0.0194	0.0221	0.322

0.396	0.0140	0.0205	0.272
0.421	0.0095	0.0190	0.211
0.450	0.0040	0.0171	0.105
0.476	-0.0009	0.0153	-0.028
0.504	-0.0066	0.0131	-0.253
0.526	-0.0112	0.0113	-0.522

Run: rd0927
Avg RPM: 7024

J	C_T	C_P	η
0.091	0.0604	0.0302	0.182
0.113	0.0583	0.0300	0.219
0.135	0.0559	0.0298	0.254
0.160	0.0533	0.0296	0.287
0.179	0.0510	0.0292	0.312
0.205	0.0476	0.0288	0.340
0.227	0.0445	0.0282	0.358
0.251	0.0405	0.0274	0.372
0.270	0.0378	0.0269	0.380
0.293	0.0345	0.0262	0.386
0.318	0.0301	0.0250	0.382
0.346	0.0260	0.0242	0.372
0.365	0.0222	0.0231	0.352
0.384	0.0186	0.0220	0.325
0.404	0.0150	0.0209	0.290
0.427	0.0107	0.0196	0.234
0.452	0.0055	0.0177	0.142

Run: rd0928
Avg RPM: 7014

J	C_T	C_P	η
0.384	0.0186	0.0220	0.324
0.409	0.0138	0.0204	0.276
0.429	0.0100	0.0192	0.223
0.450	0.0059	0.0178	0.149
0.471	0.0019	0.0163	0.054
0.498	-0.0036	0.0143	-0.125
0.519	-0.0079	0.0126	-0.325
0.539	-0.0121	0.0110	-0.590
0.565	-0.0176	0.0089	-1.117
0.585	-0.0219	0.0073	-1.759

**Graupner
CAM Prop
9×6**
Figs. 5.188–5.190

Run: pg0916
Avg RPM: 4009

J	C_T	C_P	η
0.154	0.0820	0.0529	0.239
0.196	0.0774	0.0527	0.287
0.231	0.0713	0.0516	0.319
0.280	0.0637	0.0504	0.354
0.314	0.0587	0.0490	0.376

0.353	0.0534	0.0478	0.395
0.394	0.0473	0.0461	0.404
0.432	0.0411	0.0438	0.405
0.476	0.0335	0.0409	0.390
0.517	0.0250	0.0371	0.349
0.547	0.0193	0.0345	0.306
0.593	0.0097	0.0300	0.193
0.632	0.0016	0.0260	0.039
0.671	-0.0064	0.0219	-0.195
0.708	-0.0142	0.0177	-0.565
0.746	-0.0226	0.0134	-1.258
0.791	-0.0326	0.0080	-3.218

Run: pg0917
Avg RPM: 5015

J	C_T	C_P	η
0.125	0.0884	0.0530	0.209
0.157	0.0865	0.0530	0.256
0.187	0.0833	0.0530	0.295
0.219	0.0794	0.0528	0.330
0.250	0.0752	0.0525	0.358
0.284	0.0702	0.0518	0.385
0.318	0.0648	0.0509	0.405
0.344	0.0606	0.0499	0.418
0.378	0.0554	0.0486	0.431
0.407	0.0499	0.0470	0.433
0.436	0.0451	0.0454	0.433
0.472	0.0381	0.0429	0.419
0.508	0.0308	0.0399	0.392
0.527	0.0268	0.0383	0.370
0.562	0.0196	0.0350	0.314
0.597	0.0123	0.0316	0.231
0.626	0.0058	0.0285	0.129

Run: pg0918
Avg RPM: 5002

J	C_T	C_P	η
0.530	0.0258	0.0378	0.362
0.559	0.0201	0.0354	0.318
0.596	0.0120	0.0314	0.227
0.626	0.0057	0.0284	0.125
0.659	-0.0016	0.0247	-0.043
0.689	-0.0083	0.0210	-0.273
0.721	-0.0158	0.0169	-0.673
0.753	-0.0230	0.0129	-1.340
0.783	-0.0300	0.0092	-2.563

Run: pg0919
Avg RPM: 6042

J	C_T	C_P	η
0.105	0.0946	0.0521	0.191
0.130	0.0919	0.0524	0.227
0.156	0.0895	0.0527	0.265
0.182	0.0868	0.0528	0.300
0.210	0.0838	0.0529	0.332

0.236 0.0806 0.0529 0.359
 0.260 0.0773 0.0527 0.381
 0.286 0.0734 0.0524 0.401
 0.311 0.0695 0.0519 0.418
 0.337 0.0658 0.0512 0.432
 0.362 0.0616 0.0504 0.443
 0.389 0.0573 0.0494 0.451
 0.414 0.0529 0.0482 0.454
 0.443 0.0476 0.0466 0.453
 0.468 0.0430 0.0450 0.448
 0.493 0.0382 0.0432 0.436
 0.519 0.0328 0.0410 0.415

Run: pg0920
 Avg RPM: 6019

J	C_T	C_P	η
0.441	0.0476	0.0465	0.452
0.467	0.0429	0.0449	0.446
0.493	0.0380	0.0431	0.434
0.519	0.0327	0.0410	0.413
0.545	0.0273	0.0389	0.382
0.575	0.0207	0.0359	0.330
0.596	0.0159	0.0338	0.280
0.626	0.0091	0.0305	0.186
0.649	0.0040	0.0279	0.093
0.682	-0.0037	0.0238	-0.107
0.704	-0.0089	0.0209	-0.299
0.725	-0.0136	0.0183	-0.537
0.762	-0.0230	0.0131	-1.335
0.789	-0.0293	0.0094	-2.448

Run: pg0921
 Avg RPM: 6803

J	C_T	C_P	η
0.092	0.0966	0.0513	0.174
0.115	0.0952	0.0516	0.212
0.139	0.0934	0.0521	0.250
0.163	0.0911	0.0525	0.282
0.185	0.0892	0.0528	0.313
0.208	0.0856	0.0527	0.339
0.232	0.0831	0.0531	0.363
0.254	0.0799	0.0527	0.385
0.279	0.0766	0.0527	0.406
0.303	0.0732	0.0523	0.424
0.322	0.0700	0.0518	0.435
0.345	0.0668	0.0516	0.447
0.368	0.0630	0.0508	0.456
0.390	0.0596	0.0501	0.463
0.412	0.0557	0.0491	0.467
0.434	0.0515	0.0479	0.468
0.461	0.0471	0.0466	0.466

Run: rd0922
 Avg RPM: 6819

J	C_T	C_P	η
0.388	0.0591	0.0499	0.460
0.413	0.0550	0.0488	0.466
0.434	0.0510	0.0476	0.466
0.459	0.0468	0.0462	0.464
0.483	0.0422	0.0448	0.455
0.503	0.0383	0.0434	0.444
0.529	0.0323	0.0410	0.417
0.556	0.0274	0.0391	0.390
0.572	0.0238	0.0377	0.362
0.604	0.0168	0.0344	0.295
0.625	0.0119	0.0320	0.233
0.645	0.0074	0.0297	0.160
0.673	0.0005	0.0261	0.012
0.692	-0.0040	0.0236	-0.117
0.717	-0.0099	0.0204	-0.347
0.737	-0.0145	0.0179	-0.600
0.765	-0.0214	0.0139	-1.178
0.781	-0.0254	0.0117	-1.691
0.807	-0.0320	0.0078	-3.297

**Graupner
 CAM Prop
 10×6**
 Figs. 5.194–5.196

Run: jb0852
 Avg RPM: 4012

J	C_T	C_P	η
0.142	0.0815	0.0475	0.244
0.179	0.0765	0.0473	0.289
0.217	0.0711	0.0467	0.331
0.253	0.0657	0.0456	0.365
0.289	0.0613	0.0448	0.396
0.326	0.0562	0.0437	0.420
0.362	0.0505	0.0421	0.434
0.398	0.0444	0.0402	0.441
0.439	0.0369	0.0374	0.433
0.464	0.0323	0.0355	0.422
0.506	0.0244	0.0322	0.383
0.549	0.0159	0.0283	0.308
0.582	0.0096	0.0255	0.219
0.617	0.0023	0.0220	0.066
0.650	-0.0043	0.0187	-0.148
0.686	-0.0122	0.0144	-0.581
0.721	-0.0198	0.0106	-1.341

Run: jb0853
 Avg RPM: 5014

J	C_T	C_P	η
0.115	0.0893	0.0472	0.218
0.144	0.0858	0.0477	0.260

0.174	0.0820	0.0476	0.300
0.204	0.0780	0.0475	0.335
0.230	0.0744	0.0471	0.363
0.261	0.0699	0.0465	0.392
0.289	0.0658	0.0459	0.415
0.318	0.0616	0.0451	0.433
0.345	0.0573	0.0442	0.448
0.372	0.0533	0.0432	0.459
0.404	0.0477	0.0415	0.465
0.429	0.0434	0.0400	0.465
0.462	0.0370	0.0376	0.454
0.487	0.0324	0.0359	0.439
0.518	0.0262	0.0333	0.407
0.548	0.0200	0.0307	0.358
0.576	0.0143	0.0281	0.293

Run: jb0854
 Avg RPM: 4999

J	C_T	C_P	η
0.488	0.0317	0.0356	0.435
0.515	0.0266	0.0335	0.409
0.547	0.0199	0.0305	0.357
0.576	0.0141	0.0280	0.290
0.606	0.0080	0.0252	0.193
0.638	0.0011	0.0217	0.032
0.669	-0.0057	0.0180	-0.213
0.699	-0.0129	0.0145	-0.621
0.726	-0.0191	0.0109	-1.272
0.756	-0.0263	0.0069	-2.897

Run: jb0855
 Avg RPM: 5996

J	C_T	C_P	η
0.096	0.0940	0.0465	0.195
0.121	0.0915	0.0469	0.235
0.147	0.0885	0.0472	0.276
0.169	0.0861	0.0476	0.307
0.195	0.0826	0.0479	0.336
0.219	0.0794	0.0477	0.364
0.244	0.0757	0.0474	0.389
0.265	0.0723	0.0469	0.409
0.290	0.0692	0.0467	0.430
0.315	0.0654	0.0460	0.448
0.337	0.0622	0.0455	0.461
0.360	0.0588	0.0447	0.473
0.383	0.0551	0.0439	0.481
0.411	0.0503	0.0425	0.485
0.430	0.0472	0.0416	0.488
0.456	0.0417	0.0397	0.480
0.479	0.0374	0.0382	0.470

Run: jb0856
 Avg RPM: 6025

J	C_T	C_P	η
0.406	0.0511	0.0426	0.487
0.431	0.0467	0.0414	0.486
0.453	0.0425	0.0400	0.481
0.480	0.0368	0.0379	0.467
0.502	0.0327	0.0363	0.453
0.526	0.0281	0.0344	0.429
0.549	0.0234	0.0325	0.396
0.571	0.0189	0.0306	0.353
0.605	0.0117	0.0273	0.260
0.623	0.0077	0.0253	0.190
0.653	0.0011	0.0218	0.031
0.672	-0.0035	0.0197	-0.119
0.701	-0.0106	0.0158	-0.471
0.724	-0.0159	0.0127	-0.902
0.737	-0.0192	0.0108	-1.315

Run: jb0857
 Avg RPM: 6626

J	C_T	C_P	η
0.087	0.0955	0.0459	0.181
0.106	0.0944	0.0464	0.216
0.130	0.0923	0.0469	0.256
0.153	0.0899	0.0472	0.291
0.175	0.0871	0.0473	0.323
0.198	0.0844	0.0476	0.352
0.220	0.0810	0.0478	0.372
0.243	0.0777	0.0476	0.397
0.264	0.0748	0.0473	0.417
0.285	0.0713	0.0467	0.435
0.303	0.0691	0.0466	0.450
0.325	0.0659	0.0462	0.464
0.347	0.0625	0.0455	0.477
0.376	0.0580	0.0446	0.488
0.392	0.0550	0.0438	0.492
0.414	0.0516	0.0431	0.496
0.433	0.0482	0.0419	0.498

Run: jb0858
 Avg RPM: 6608

J	C_T	C_P	η
0.372	0.0584	0.0446	0.487
0.392	0.0548	0.0437	0.492
0.414	0.0515	0.0429	0.498
0.438	0.0474	0.0418	0.496
0.463	0.0427	0.0402	0.491
0.480	0.0395	0.0391	0.485
0.500	0.0354	0.0376	0.472
0.528	0.0296	0.0352	0.443
0.548	0.0258	0.0337	0.419
0.567	0.0220	0.0322	0.388
0.594	0.0161	0.0296	0.324

0.614	0.0118	0.0274	0.265
0.637	0.0067	0.0249	0.171
0.658	0.0019	0.0227	0.055
0.680	-0.0032	0.0200	-0.109
0.702	-0.0088	0.0169	-0.366
0.724	-0.0137	0.0141	-0.706
0.745	-0.0189	0.0110	-1.282
0.768	-0.0245	0.0076	-2.462

**Graupner
 CAM Prop
 10×8**
 Figs. 5.200–5.202

Run: rd0844
 Avg RPM: 3013

J	C_T	C_P	η
0.186	0.0896	0.0658	0.254
0.237	0.0867	0.0651	0.315
0.284	0.0816	0.0644	0.360
0.336	0.0743	0.0633	0.395
0.382	0.0683	0.0619	0.421
0.435	0.0613	0.0599	0.445
0.482	0.0542	0.0576	0.454
0.530	0.0469	0.0548	0.453
0.586	0.0368	0.0505	0.428
0.623	0.0298	0.0469	0.396
0.682	0.0175	0.0398	0.300
0.710	0.0120	0.0365	0.233
0.771	-0.0003	0.0286	-0.007
0.819	-0.0104	0.0222	-0.383
0.873	-0.0214	0.0150	-1.243
0.926	-0.0331	0.0077	-3.980

Run: rd0845
 Avg RPM: 4020

J	C_T	C_P	η
0.145	0.0960	0.0651	0.214
0.179	0.0946	0.0648	0.261
0.214	0.0935	0.0649	0.308
0.252	0.0910	0.0648	0.354
0.290	0.0876	0.0649	0.392
0.326	0.0838	0.0647	0.422
0.358	0.0796	0.0643	0.443
0.403	0.0726	0.0632	0.463
0.436	0.0674	0.0621	0.473
0.470	0.0616	0.0603	0.481
0.512	0.0545	0.0579	0.481
0.543	0.0494	0.0561	0.479
0.577	0.0434	0.0536	0.467
0.614	0.0362	0.0505	0.440
0.646	0.0298	0.0472	0.407
0.684	0.0218	0.0428	0.348
0.724	0.0128	0.0375	0.247

Run: rd0846
 Avg RPM: 3997

J	C_T	C_P	η
0.605	0.0379	0.0512	0.448
0.651	0.0284	0.0463	0.399
0.691	0.0200	0.0416	0.332
0.726	0.0124	0.0371	0.243
0.755	0.0058	0.0329	0.132
0.793	-0.0024	0.0278	-0.068
0.832	-0.0107	0.0224	-0.400
0.871	-0.0195	0.0166	-1.018
0.910	-0.0286	0.0109	-2.395
0.943	-0.0365	0.0056	-6.154

Run: rd0847
 Avg RPM: 5014

J	C_T	C_P	η
0.114	0.1018	0.0644	0.180
0.144	0.1004	0.0647	0.224
0.171	0.0995	0.0647	0.263
0.203	0.0981	0.0648	0.307
0.230	0.0947	0.0645	0.337
0.262	0.0921	0.0648	0.373
0.291	0.0894	0.0649	0.400
0.321	0.0861	0.0647	0.427
0.350	0.0828	0.0645	0.449
0.374	0.0799	0.0643	0.465
0.407	0.0757	0.0637	0.484
0.430	0.0723	0.0631	0.492
0.464	0.0668	0.0621	0.500
0.484	0.0632	0.0608	0.502
0.520	0.0574	0.0593	0.503
0.545	0.0532	0.0580	0.500
0.571	0.0485	0.0562	0.493

Run: rd0848
 Avg RPM: 5007

J	C_T	C_P	η
0.484	0.0635	0.0612	0.503
0.519	0.0576	0.0594	0.504
0.546	0.0530	0.0578	0.500
0.571	0.0484	0.0561	0.493
0.604	0.0421	0.0534	0.476
0.629	0.0374	0.0513	0.458
0.664	0.0302	0.0477	0.421
0.697	0.0234	0.0441	0.370
0.725	0.0172	0.0405	0.308
0.755	0.0106	0.0366	0.219
0.784	0.0040	0.0324	0.098
0.812	-0.0025	0.0283	-0.072
0.841	-0.0090	0.0240	-0.316
0.870	-0.0166	0.0194	-0.743
0.899	-0.0235	0.0147	-1.442
0.930	-0.0307	0.0097	-2.939

Run: rd0849
Avg RPM: 6007

J	C_T	C_P	η
0.097	0.1048	0.0640	0.159
0.120	0.1045	0.0640	0.196
0.145	0.1041	0.0640	0.235
0.167	0.1034	0.0640	0.270
0.193	0.1024	0.0642	0.308
0.216	0.1007	0.0643	0.339
0.243	0.0987	0.0648	0.369
0.267	0.0958	0.0651	0.392
0.291	0.0922	0.0653	0.410
0.312	0.0893	0.0651	0.429
0.340	0.0863	0.0652	0.450
0.363	0.0836	0.0650	0.467
0.389	0.0805	0.0648	0.482
0.411	0.0773	0.0643	0.494
0.431	0.0743	0.0639	0.502
0.455	0.0709	0.0632	0.511
0.482	0.0666	0.0622	0.516

Run: rd0850
Avg RPM: 6019

J	C_T	C_P	η
0.408	0.0775	0.0643	0.492
0.435	0.0737	0.0637	0.504
0.459	0.0700	0.0629	0.511
0.482	0.0667	0.0622	0.517
0.501	0.0634	0.0613	0.519
0.525	0.0595	0.0602	0.519
0.553	0.0546	0.0587	0.514
0.576	0.0503	0.0570	0.508
0.598	0.0464	0.0557	0.499
0.625	0.0415	0.0536	0.484
0.647	0.0375	0.0518	0.469
0.676	0.0317	0.0489	0.437
0.693	0.0277	0.0468	0.410
0.715	0.0234	0.0446	0.376
0.750	0.0159	0.0402	0.296
0.770	0.0114	0.0376	0.234
0.792	0.0066	0.0346	0.151
0.813	0.0017	0.0316	0.043
0.837	-0.0041	0.0280	-0.122
0.869	-0.0127	0.0227	-0.486
0.892	-0.0186	0.0186	-0.891
0.917	-0.0248	0.0142	-1.605
0.942	-0.0310	0.0097	-2.996

**Graupner
CAM Prop
11×4**

Figs. 5.206–5.208

Run: rd0551
Avg RPM: 3008

J	C_T	C_P	η
0.173	0.0353	0.0205	0.297
0.212	0.0304	0.0195	0.332
0.265	0.0228	0.0176	0.344
0.296	0.0184	0.0166	0.328
0.347	0.0108	0.0148	0.254
0.388	0.0043	0.0131	0.129
0.438	-0.0043	0.0107	-0.178
0.484	-0.0126	0.0080	-0.763

Run: rd0552
Avg RPM: 3994

J	C_T	C_P	η
0.129	0.0450	0.0223	0.259
0.161	0.0413	0.0218	0.306
0.194	0.0373	0.0210	0.345
0.225	0.0328	0.0200	0.370
0.264	0.0270	0.0188	0.380
0.296	0.0218	0.0176	0.368
0.326	0.0171	0.0165	0.339
0.363	0.0108	0.0147	0.265
0.393	0.0052	0.0132	0.155
0.425	-0.0006	0.0114	-0.024
0.458	-0.0065	0.0096	-0.313
0.491	-0.0130	0.0075	-0.848

Run: rd0553
Avg RPM: 5001

J	C_T	C_P	η
0.102	0.0519	0.0231	0.229
0.130	0.0487	0.0227	0.279
0.154	0.0460	0.0223	0.316
0.183	0.0421	0.0218	0.354
0.208	0.0387	0.0213	0.379
0.236	0.0349	0.0205	0.400
0.263	0.0307	0.0197	0.410
0.289	0.0267	0.0189	0.408
0.311	0.0229	0.0180	0.395
0.337	0.0183	0.0169	0.364
0.367	0.0128	0.0154	0.305
0.393	0.0082	0.0141	0.227
0.415	0.0037	0.0127	0.120
0.444	-0.0019	0.0109	-0.076
0.466	-0.0062	0.0094	-0.307
0.494	-0.0118	0.0076	-0.760

Run: rd0554
Avg RPM: 6004

J	C_T	C_P	η
0.084	0.0573	0.0236	0.205
0.109	0.0549	0.0234	0.256
0.131	0.0523	0.0232	0.296
0.151	0.0500	0.0229	0.329
0.173	0.0471	0.0225	0.361
0.196	0.0441	0.0221	0.391
0.217	0.0413	0.0217	0.414
0.240	0.0378	0.0211	0.431
0.262	0.0346	0.0206	0.440
0.280	0.0317	0.0200	0.444
0.302	0.0278	0.0191	0.439
0.328	0.0233	0.0181	0.422
0.349	0.0196	0.0172	0.398
0.367	0.0162	0.0163	0.366
0.389	0.0120	0.0150	0.311
0.410	0.0078	0.0137	0.233
0.431	0.0035	0.0123	0.122

Run: rd0555
Avg RPM: 5996

J	C_T	C_P	η
0.369	0.0156	0.0162	0.355
0.389	0.0117	0.0150	0.302
0.410	0.0075	0.0137	0.224
0.432	0.0031	0.0123	0.110
0.453	-0.0012	0.0108	-0.049
0.477	-0.0063	0.0091	-0.330
0.501	-0.0114	0.0075	-0.761

**Graupner
CAM Prop
11×6**

Figs. 5.212–5.214

Run: rd0557
Avg RPM: 3008

J	C_T	C_P	η
0.166	0.0543	0.0318	0.284
0.211	0.0501	0.0310	0.341
0.254	0.0446	0.0298	0.382
0.302	0.0384	0.0281	0.413
0.349	0.0309	0.0258	0.418
0.389	0.0246	0.0236	0.406
0.437	0.0166	0.0206	0.352
0.480	0.0089	0.0175	0.244
0.516	0.0026	0.0149	0.089
0.560	-0.0050	0.0117	-0.241
0.609	-0.0139	0.0078	-1.091

Run: rd0558
Avg RPM: 4001

J	C_T	C_P	η
0.129	0.0669	0.0340	0.254
0.159	0.0625	0.0334	0.297
0.192	0.0582	0.0328	0.341
0.228	0.0532	0.0319	0.380
0.258	0.0489	0.0311	0.406
0.292	0.0440	0.0299	0.429
0.327	0.0387	0.0286	0.443
0.355	0.0344	0.0273	0.447
0.393	0.0281	0.0252	0.437
0.424	0.0227	0.0234	0.411
0.456	0.0170	0.0213	0.363
0.488	0.0108	0.0189	0.279
0.516	0.0055	0.0168	0.168
0.549	-0.0010	0.0140	-0.038
0.580	-0.0073	0.0110	-0.386
0.612	-0.0136	0.0081	-1.023

Run: rd0559
Avg RPM: 5002

J	C_T	C_P	η
0.105	0.0758	0.0340	0.233
0.130	0.0722	0.0341	0.275
0.154	0.0690	0.0339	0.314
0.182	0.0654	0.0336	0.355
0.207	0.0620	0.0333	0.385
0.234	0.0580	0.0327	0.414
0.260	0.0541	0.0321	0.438
0.284	0.0501	0.0313	0.454
0.313	0.0454	0.0302	0.471
0.338	0.0413	0.0292	0.479
0.360	0.0380	0.0283	0.483
0.392	0.0323	0.0265	0.478
0.416	0.0281	0.0252	0.465
0.442	0.0233	0.0236	0.437
0.464	0.0193	0.0221	0.404
0.490	0.0140	0.0201	0.342
0.515	0.0091	0.0182	0.256

Run: rd0560
Avg RPM: 4998

J	C_T	C_P	η
0.439	0.0237	0.0237	0.440
0.464	0.0190	0.0219	0.401
0.490	0.0139	0.0200	0.341
0.515	0.0089	0.0181	0.254
0.541	0.0034	0.0157	0.116
0.566	-0.0018	0.0135	-0.077
0.592	-0.0072	0.0110	-0.388
0.619	-0.0128	0.0082	-0.967
0.643	-0.0182	0.0059	-1.979

Run: rd0561
Avg RPM: 6001

J	C_T	C_P	η
0.085	0.0811	0.0337	0.205
0.111	0.0786	0.0340	0.257
0.128	0.0768	0.0340	0.288
0.150	0.0745	0.0342	0.327
0.171	0.0718	0.0341	0.361
0.194	0.0691	0.0342	0.392
0.216	0.0659	0.0340	0.419
0.238	0.0625	0.0336	0.444
0.260	0.0587	0.0331	0.460
0.278	0.0557	0.0326	0.475
0.301	0.0519	0.0320	0.489
0.325	0.0478	0.0310	0.501
0.345	0.0447	0.0303	0.509
0.365	0.0409	0.0293	0.510
0.385	0.0375	0.0283	0.509
0.408	0.0333	0.0271	0.502
0.431	0.0289	0.0257	0.486

Run: rd0562
Avg RPM: 6001

J	C_T	C_P	η
0.363	0.0409	0.0293	0.508
0.386	0.0369	0.0281	0.508
0.409	0.0327	0.0268	0.499
0.432	0.0287	0.0256	0.484
0.449	0.0255	0.0246	0.466
0.473	0.0207	0.0228	0.429
0.492	0.0171	0.0215	0.391
0.516	0.0121	0.0195	0.321
0.541	0.0068	0.0173	0.214
0.562	0.0024	0.0153	0.087
0.583	-0.0020	0.0133	-0.090
0.605	-0.0067	0.0110	-0.367
0.626	-0.0113	0.0088	-0.808
0.648	-0.0165	0.0065	-1.637

**Graupner
CAM Prop
11×8**
Figs. 5.218–5.220

Run: kt0642
Avg RPM: 3009

J	C_T	C_P	η
0.172	0.0925	0.0573	0.277
0.218	0.0888	0.0570	0.340
0.259	0.0838	0.0565	0.385
0.308	0.0775	0.0557	0.428
0.350	0.0713	0.0545	0.458
0.400	0.0643	0.0528	0.487
0.436	0.0592	0.0511	0.505

0.475	0.0541	0.0497	0.517
0.526	0.0465	0.0469	0.521
0.568	0.0397	0.0442	0.510
0.620	0.0290	0.0388	0.463
0.663	0.0201	0.0340	0.392
0.706	0.0111	0.0286	0.274
0.744	0.0033	0.0239	0.102
0.787	-0.0058	0.0182	-0.251
0.829	-0.0146	0.0128	-0.949
0.874	-0.0249	0.0074	-2.954

Run: kt0643
Avg RPM: 4021

J	C_T	C_P	η
0.130	0.0982	0.0571	0.223
0.162	0.0973	0.0571	0.277
0.197	0.0956	0.0571	0.329
0.229	0.0934	0.0572	0.374
0.260	0.0905	0.0572	0.411
0.299	0.0861	0.0571	0.451
0.332	0.0820	0.0568	0.479
0.363	0.0775	0.0561	0.501
0.393	0.0727	0.0552	0.518
0.426	0.0673	0.0541	0.530
0.457	0.0625	0.0528	0.541
0.492	0.0567	0.0510	0.548
0.519	0.0526	0.0496	0.550
0.562	0.0449	0.0466	0.541
0.591	0.0396	0.0444	0.528
0.623	0.0334	0.0414	0.502
0.656	0.0264	0.0379	0.457

Run: kt0644
Avg RPM: 4002

J	C_T	C_P	η
0.555	0.0457	0.0469	0.541
0.591	0.0395	0.0444	0.525
0.614	0.0352	0.0424	0.510
0.660	0.0250	0.0371	0.445
0.681	0.0212	0.0350	0.412
0.720	0.0124	0.0298	0.299
0.754	0.0051	0.0254	0.152
0.785	-0.0014	0.0214	-0.050
0.819	-0.0097	0.0172	-0.460
0.851	-0.0169	0.0129	-1.119
0.886	-0.0252	0.0076	-2.931

Run: kt0645
Avg RPM: 5019

J	C_T	C_P	η
0.104	0.1021	0.0573	0.185
0.131	0.1013	0.0571	0.233
0.157	0.1003	0.0571	0.276
0.182	0.0992	0.0571	0.317
0.208	0.0971	0.0570	0.355

0.237 0.0951 0.0573 0.394
 0.264 0.0921 0.0573 0.425
 0.290 0.0899 0.0576 0.452
 0.313 0.0874 0.0575 0.476
 0.344 0.0831 0.0569 0.502
 0.368 0.0804 0.0569 0.520
 0.390 0.0773 0.0565 0.533
 0.419 0.0724 0.0554 0.548
 0.445 0.0687 0.0546 0.560
 0.470 0.0650 0.0537 0.569
 0.494 0.0612 0.0528 0.572
 0.525 0.0559 0.0511 0.574

Run: kt0646
 Avg RPM: 5008

J	C_T	C_P	η
0.444	0.0682	0.0544	0.556
0.469	0.0645	0.0536	0.565
0.498	0.0601	0.0525	0.570
0.522	0.0561	0.0511	0.572
0.546	0.0518	0.0497	0.570
0.576	0.0467	0.0478	0.564
0.600	0.0421	0.0458	0.552
0.629	0.0365	0.0432	0.531
0.651	0.0321	0.0412	0.509
0.681	0.0258	0.0379	0.464
0.712	0.0194	0.0344	0.402
0.730	0.0158	0.0324	0.357
0.761	0.0090	0.0285	0.241
0.791	0.0024	0.0246	0.077
0.816	-0.0031	0.0213	-0.117
0.843	-0.0106	0.0175	-0.511
0.870	-0.0172	0.0133	-1.133
0.895	-0.0233	0.0092	-2.257

Run: kt0647
 Avg RPM: 5997

J	C_T	C_P	η
0.086	0.1092	0.0566	0.166
0.109	0.1086	0.0567	0.209
0.132	0.1070	0.0567	0.250
0.153	0.1060	0.0570	0.284
0.175	0.1049	0.0573	0.320
0.196	0.1030	0.0572	0.352
0.220	0.1006	0.0574	0.385
0.243	0.0986	0.0578	0.414
0.264	0.0962	0.0579	0.439
0.287	0.0933	0.0579	0.462
0.310	0.0907	0.0580	0.484
0.331	0.0876	0.0577	0.502
0.353	0.0851	0.0577	0.521
0.371	0.0824	0.0574	0.533
0.392	0.0795	0.0570	0.547
0.414	0.0766	0.0566	0.560
0.435	0.0733	0.0559	0.570

Run: kt0648
 Avg RPM: 6016

J	C_T	C_P	η
0.374	0.0821	0.0574	0.535
0.396	0.0792	0.0571	0.549
0.415	0.0763	0.0565	0.560
0.436	0.0729	0.0559	0.569
0.457	0.0698	0.0552	0.578
0.481	0.0663	0.0545	0.585
0.505	0.0623	0.0534	0.589
0.522	0.0591	0.0524	0.589
0.543	0.0559	0.0514	0.590
0.571	0.0507	0.0495	0.584
0.591	0.0469	0.0480	0.577
0.610	0.0440	0.0470	0.572
0.636	0.0387	0.0446	0.552
0.656	0.0349	0.0428	0.534
0.680	0.0301	0.0405	0.504
0.698	0.0264	0.0386	0.478
0.725	0.0208	0.0356	0.424
0.742	0.0174	0.0338	0.383
0.767	0.0121	0.0307	0.301
0.785	0.0085	0.0287	0.232
0.811	0.0024	0.0250	0.076
0.830	-0.0027	0.0227	-0.098
0.856	-0.0094	0.0187	-0.429
0.870	-0.0126	0.0167	-0.657

**Graupner
 CAM Slim
 9×6**
 Figs. 5.224–5.226

Run: pg0946
 Avg RPM: 4017

J	C_T	C_P	η
0.155	0.1201	0.0827	0.226
0.195	0.1168	0.0827	0.275
0.234	0.1147	0.0834	0.322
0.280	0.1099	0.0829	0.371
0.313	0.1054	0.0823	0.400
0.358	0.0983	0.0813	0.433
0.396	0.0926	0.0801	0.458
0.434	0.0847	0.0776	0.473
0.476	0.0764	0.0747	0.486
0.518	0.0672	0.0709	0.491
0.552	0.0594	0.0672	0.488
0.591	0.0511	0.0635	0.476
0.639	0.0403	0.0582	0.442
0.667	0.0341	0.0551	0.413
0.716	0.0235	0.0499	0.338
0.740	0.0182	0.0472	0.285
0.790	0.0062	0.0409	0.120

Run: pg0953
 Avg RPM: 3997

J	C_T	C_P	η
0.669	0.0336	0.0551	0.407
0.702	0.0265	0.0517	0.361
0.754	0.0149	0.0457	0.246
0.794	0.0052	0.0404	0.103
0.834	-0.0045	0.0349	-0.109
0.870	-0.0138	0.0296	-0.406
0.911	-0.0246	0.0232	-0.968
0.945	-0.0342	0.0174	-1.859
0.985	-0.0452	0.0109	-4.074

Run: pg0951
 Avg RPM: 5024

J	C_T	C_P	η
0.125	0.1222	0.0826	0.184
0.158	0.1199	0.0824	0.229
0.188	0.1179	0.0823	0.269
0.222	0.1152	0.0822	0.311
0.250	0.1128	0.0822	0.344
0.284	0.1096	0.0821	0.379
0.317	0.1065	0.0822	0.410
0.347	0.1028	0.0820	0.435
0.375	0.0988	0.0815	0.455
0.414	0.0924	0.0804	0.476
0.439	0.0879	0.0792	0.487
0.474	0.0812	0.0773	0.498
0.509	0.0733	0.0744	0.502
0.533	0.0676	0.0719	0.501
0.568	0.0591	0.0680	0.494
0.592	0.0533	0.0651	0.485
0.631	0.0444	0.0609	0.460

Run: pg0952
 Avg RPM: 5007

J	C_T	C_P	η
0.533	0.0677	0.0722	0.499
0.563	0.0606	0.0689	0.495
0.600	0.0516	0.0644	0.480
0.626	0.0456	0.0616	0.464
0.662	0.0373	0.0576	0.429
0.688	0.0312	0.0546	0.394
0.730	0.0214	0.0492	0.317
0.749	0.0169	0.0468	0.270
0.789	0.0074	0.0417	0.141
0.819	-0.0002	0.0373	-0.005
0.851	-0.0080	0.0327	-0.209
0.882	-0.0161	0.0280	-0.507
0.915	-0.0250	0.0226	-1.013
0.943	-0.0329	0.0181	-1.718
0.976	-0.0422	0.0125	-3.294
1.016	-0.0535	0.0058	-9.300

Run: pg0954	0.194	0.1200	0.0833	0.279	0.395	0.0691	0.0560	0.488
Avg RPM: 6013	0.216	0.1185	0.0834	0.307	0.440	0.0600	0.0525	0.503
J	C_T	C_P	η	0.247	0.495	0.0496	0.0488	0.503
0.105	0.1258	0.0836	0.158	0.270	0.535	0.0423	0.0459	0.493
0.131	0.1241	0.0836	0.195	0.293	0.592	0.0319	0.0419	0.450
0.157	0.1222	0.0834	0.230	0.318	0.629	0.0240	0.0384	0.393
0.184	0.1202	0.0834	0.265	0.342	0.680	0.0127	0.0331	0.260
0.212	0.1181	0.0832	0.301	0.367	0.738	-0.0009	0.0268	-0.026
0.236	0.1162	0.0831	0.330	0.390	0.790	-0.0136	0.0207	-0.519
0.263	0.1140	0.0831	0.360	0.411	0.824	-0.0227	0.0161	-1.159
0.290	0.1114	0.0831	0.389	0.435	0.879	-0.0368	0.0092	-3.517
0.318	0.1083	0.0829	0.416	0.457				
0.341	0.1057	0.0828	0.435	0.480				
0.367	0.1025	0.0828	0.454					
0.393	0.0988	0.0823	0.472					
0.419	0.0948	0.0816	0.486					
0.449	0.0898	0.0808	0.499					
0.474	0.0849	0.0795	0.506					
0.495	0.0805	0.0781	0.510					
0.525	0.0740	0.0757	0.513					
Run: pg0955								
Avg RPM: 6024								
J	C_T	C_P	η					
0.445	0.0904	0.0808	0.498					
0.470	0.0852	0.0794	0.505					
0.495	0.0804	0.0780	0.510					
0.521	0.0750	0.0763	0.512					
0.552	0.0676	0.0732	0.510					
0.576	0.0612	0.0702	0.503					
0.601	0.0556	0.0677	0.493					
0.625	0.0493	0.0645	0.477					
0.662	0.0402	0.0600	0.444					
0.683	0.0352	0.0573	0.419					
0.703	0.0303	0.0547	0.389					
0.735	0.0224	0.0504	0.327					
0.762	0.0157	0.0466	0.256					
0.785	0.0100	0.0433	0.181					
0.811	0.0034	0.0396	0.070					
0.845	-0.0051	0.0345	-0.125					
0.865	-0.0105	0.0312	-0.291					
0.897	-0.0191	0.0260	-0.658					
0.916	-0.0245	0.0228	-0.986					
0.952	-0.0345	0.0168	-1.960					
0.967	-0.0387	0.0143	-2.619					
1.001	-0.0488	0.0084	-5.830					
Run: pg0956								
Avg RPM: 6520								
J	C_T	C_P	η					
0.097	0.1267	0.0836	0.147					
0.124	0.1255	0.0839	0.185					
0.144	0.1241	0.0839	0.212					
0.169	0.1219	0.0836	0.247					
Run: pg0957								
Avg RPM: 6513								
J	C_T	C_P	η					
0.415	0.0959	0.0818	0.486					
0.438	0.0926	0.0815	0.498					
0.461	0.0882	0.0804	0.506					
0.484	0.0841	0.0795	0.512					
0.511	0.0775	0.0770	0.514					
0.533	0.0736	0.0758	0.518					
0.556	0.0684	0.0739	0.514					
0.579	0.0631	0.0716	0.510					
0.605	0.0562	0.0684	0.498					
0.632	0.0494	0.0651	0.479					
0.654	0.0439	0.0624	0.461					
0.681	0.0371	0.0588	0.430					
0.704	0.0312	0.0556	0.396					
0.731	0.0246	0.0520	0.346					
0.753	0.0191	0.0487	0.295					
0.773	0.0140	0.0458	0.236					
0.805	0.0059	0.0411	0.115					
0.823	0.0008	0.0380	0.018					
0.845	-0.0047	0.0347	-0.114					
0.877	-0.0131	0.0297	-0.386					
0.896	-0.0183	0.0264	-0.621					
0.924	-0.0261	0.0217	-1.110					
0.950	-0.0333	0.0173	-1.823					
0.968	-0.0386	0.0143	-2.620					
<hr/>								
Graupner								
CAM Slim								
10×6								
Figs. 5.230–5.232								
<hr/>								
Run: jb0868								
Avg RPM: 3003								
J	C_T	C_P	η					
0.193	0.1035	0.0638	0.313					
0.244	0.0965	0.0634	0.371					
0.288	0.0897	0.0623	0.415					
0.342	0.0801	0.0599	0.457					
Run: jb0869								
Avg RPM: 4010								
J	C_T	C_P	η					
0.145	0.1116	0.0627	0.258					
0.180	0.1084	0.0632	0.309					
0.216	0.1047	0.0636	0.355					
0.256	0.0997	0.0638	0.400					
0.295	0.0941	0.0635	0.437					
0.328	0.0891	0.0629	0.464					
0.363	0.0820	0.0612	0.487					
0.402	0.0736	0.0586	0.505					
0.440	0.0655	0.0557	0.517					
0.481	0.0556	0.0514	0.519					
0.506	0.0503	0.0493	0.517					
0.546	0.0416	0.0455	0.499					
0.584	0.0339	0.0423	0.468					
0.620	0.0265	0.0392	0.419					
0.656	0.0188	0.0357	0.345					
0.693	0.0101	0.0317	0.221					
0.727	0.0020	0.0278	0.052					
Run: jb0870								
Avg RPM: 3993								
J	C_T	C_P	η					
0.623	0.0258	0.0389	0.413					
0.656	0.0184	0.0355	0.340					
0.694	0.0099	0.0315	0.217					
0.730	0.0013	0.0275	0.033					
0.764	-0.0072	0.0234	-0.233					
0.800	-0.0165	0.0189	-0.697					
0.838	-0.0268	0.0138	-1.630					
0.873	-0.0359	0.0093	-3.357					
Run: jb0871								
Avg RPM: 5011								
J	C_T	C_P	η					
0.116	0.1157	0.0627	0.213					
0.141	0.1133	0.0628	0.254					
0.178	0.1102	0.0632	0.310					
0.205	0.1075	0.0636	0.347					
0.234	0.1046	0.0640	0.382					
0.265	0.1009	0.0642	0.417					
0.295	0.0972	0.0642	0.446					

0.321	0.0933	0.0639	0.468
0.349	0.0887	0.0634	0.489
0.378	0.0836	0.0625	0.506
0.405	0.0784	0.0612	0.518
0.437	0.0710	0.0588	0.527
0.464	0.0648	0.0564	0.533
0.494	0.0575	0.0534	0.531
0.525	0.0499	0.0500	0.524
0.549	0.0444	0.0476	0.512
0.583	0.0360	0.0436	0.481

Run: jb0872
Avg RPM: 5003

J	C_T	C_P	η
0.494	0.0569	0.0532	0.529
0.520	0.0509	0.0505	0.524
0.553	0.0429	0.0469	0.507
0.577	0.0378	0.0446	0.489
0.612	0.0294	0.0407	0.442
0.634	0.0244	0.0384	0.403
0.670	0.0162	0.0345	0.314
0.698	0.0097	0.0314	0.215
0.728	0.0026	0.0280	0.067
0.757	-0.0045	0.0247	-0.138
0.793	-0.0139	0.0200	-0.552
0.823	-0.0220	0.0160	-1.134
0.851	-0.0295	0.0123	-2.042
0.877	-0.0367	0.0086	-3.748

Run: jb0873
Avg RPM: 6032

J	C_T	C_P	η
0.095	0.1185	0.0632	0.178
0.119	0.1168	0.0635	0.218
0.143	0.1150	0.0638	0.258
0.169	0.1126	0.0640	0.298
0.195	0.1104	0.0643	0.334
0.219	0.1076	0.0644	0.367
0.243	0.1050	0.0647	0.395
0.268	0.1023	0.0649	0.423
0.292	0.0991	0.0648	0.447
0.317	0.0960	0.0649	0.469
0.341	0.0921	0.0644	0.488
0.361	0.0889	0.0641	0.501
0.384	0.0849	0.0634	0.515
0.413	0.0800	0.0626	0.528
0.436	0.0750	0.0612	0.535
0.460	0.0703	0.0598	0.541
0.482	0.0650	0.0578	0.543

Run: jb0874
Avg RPM: 6018

J	C_T	C_P	η
0.412	0.0798	0.0623	0.528
0.437	0.0750	0.0611	0.536
0.461	0.0699	0.0595	0.541
0.481	0.0654	0.0579	0.543
0.510	0.0581	0.0548	0.541
0.531	0.0525	0.0522	0.534
0.554	0.0470	0.0498	0.523
0.583	0.0398	0.0464	0.500
0.609	0.0332	0.0433	0.467
0.630	0.0280	0.0407	0.434
0.659	0.0206	0.0370	0.367
0.675	0.0167	0.0351	0.321
0.698	0.0113	0.0324	0.244
0.721	0.0055	0.0295	0.134
0.752	-0.0023	0.0257	-0.067
0.780	-0.0096	0.0221	-0.339
0.805	-0.0164	0.0187	-0.703
0.822	-0.0211	0.0163	-1.067
0.854	-0.0297	0.0119	-2.125
0.880	-0.0370	0.0083	-3.926
0.893	-0.0404	0.0066	-5.497

**Graupner
CAM Slim
10×8**
Figs. 5.236–5.238

Run: jb0860
Avg RPM: 3015

J	C_T	C_P	η
0.190	0.1230	0.0871	0.268
0.239	0.1195	0.0868	0.329
0.285	0.1159	0.0868	0.380
0.346	0.1101	0.0868	0.439
0.394	0.1040	0.0862	0.475
0.442	0.0980	0.0862	0.503
0.485	0.0901	0.0842	0.518
0.528	0.0816	0.0817	0.528
0.585	0.0691	0.0764	0.528
0.623	0.0591	0.0715	0.515
0.681	0.0453	0.0644	0.479
0.719	0.0376	0.0606	0.446
0.781	0.0245	0.0538	0.356
0.815	0.0166	0.0494	0.275
0.874	0.0026	0.0413	0.056
0.923	-0.0091	0.0345	-0.242
0.972	-0.0215	0.0269	-0.778

Run: jb0861
Avg RPM: 4006

J	C_T	C_P	η
0.146	0.1270	0.0873	0.212
0.182	0.1250	0.0872	0.261
0.220	0.1228	0.0872	0.310
0.258	0.1201	0.0872	0.355
0.292	0.1174	0.0872	0.393
0.331	0.1137	0.0871	0.432
0.368	0.1098	0.0870	0.464
0.399	0.1062	0.0869	0.488
0.436	0.1014	0.0865	0.511
0.471	0.0970	0.0864	0.529
0.508	0.0916	0.0861	0.541
0.546	0.0833	0.0836	0.544
0.580	0.0768	0.0817	0.545
0.619	0.0659	0.0767	0.532
0.648	0.0584	0.0729	0.519
0.693	0.0473	0.0671	0.488
0.729	0.0377	0.0615	0.447

Run: jb0862
Avg RPM: 4001

J	C_T	C_P	η
0.617	0.0662	0.0768	0.532
0.650	0.0580	0.0727	0.519
0.691	0.0472	0.0667	0.489
0.730	0.0374	0.0612	0.446
0.759	0.0307	0.0575	0.405
0.801	0.0207	0.0518	0.319
0.831	0.0137	0.0479	0.238
0.874	0.0030	0.0417	0.064
0.917	-0.0073	0.0356	-0.189
0.952	-0.0161	0.0303	-0.505
0.991	-0.0261	0.0241	-1.072
1.027	-0.0356	0.0183	-1.996
1.065	-0.0458	0.0121	-4.042
1.097	-0.0545	0.0068	-8.745

Run: jb0863
Avg RPM: 5028

J	C_T	C_P	η
0.117	0.1303	0.0885	0.172
0.148	0.1286	0.0884	0.215
0.175	0.1267	0.0882	0.252
0.205	0.1252	0.0881	0.292
0.233	0.1233	0.0878	0.327
0.264	0.1214	0.0881	0.364
0.293	0.1186	0.0879	0.395
0.322	0.1158	0.0878	0.425
0.347	0.1138	0.0880	0.449
0.378	0.1104	0.0878	0.475
0.409	0.1063	0.0875	0.498
0.433	0.1035	0.0874	0.513

0.464 0.0995 0.0873 0.529
 0.490 0.0957 0.0869 0.539
 0.520 0.0911 0.0863 0.548
 0.554 0.0848 0.0852 0.552
 0.587 0.0788 0.0837 0.553

Run: jb0864
 Avg RPM: 5009

J	C_T	C_P	η
0.490	0.0955	0.0867	0.540
0.524	0.0899	0.0859	0.548
0.552	0.0853	0.0851	0.553
0.579	0.0800	0.0838	0.553
0.608	0.0742	0.0819	0.551
0.641	0.0665	0.0787	0.541
0.666	0.0595	0.0752	0.527
0.699	0.0509	0.0707	0.503
0.721	0.0446	0.0669	0.480
0.762	0.0337	0.0605	0.425
0.784	0.0282	0.0573	0.387
0.819	0.0189	0.0516	0.299
0.850	0.0109	0.0469	0.198
0.877	0.0039	0.0426	0.081
0.908	-0.0038	0.0380	-0.090
0.937	-0.0108	0.0338	-0.300
0.965	-0.0183	0.0291	-0.608
0.993	-0.0256	0.0245	-1.040
1.027	-0.0346	0.0187	-1.900
1.052	-0.0418	0.0143	-3.082
1.083	-0.0501	0.0094	-5.794

Run: jb0865
 Avg RPM: 5989

J	C_T	C_P	η
0.096	0.1330	0.0888	0.144
0.124	0.1319	0.0890	0.184
0.150	0.1301	0.0887	0.220
0.172	0.1290	0.0890	0.250
0.193	0.1276	0.0888	0.278
0.220	0.1262	0.0889	0.312
0.245	0.1241	0.0887	0.342
0.271	0.1224	0.0890	0.372
0.294	0.1207	0.0892	0.398
0.320	0.1178	0.0888	0.424
0.343	0.1157	0.0890	0.447
0.368	0.1127	0.0887	0.468
0.387	0.1106	0.0886	0.483
0.413	0.1078	0.0886	0.502
0.437	0.1051	0.0887	0.518
0.461	0.1019	0.0885	0.531
0.484	0.0984	0.0882	0.541

Run: jb0866
 Avg RPM: 6013

J	C_T	C_P	η
0.414	0.1078	0.0887	0.503
0.440	0.1045	0.0886	0.519
0.465	0.1013	0.0885	0.532
0.488	0.0975	0.0879	0.541
0.511	0.0941	0.0875	0.550
0.531	0.0904	0.0867	0.554
0.554	0.0869	0.0863	0.558
0.588	0.0811	0.0850	0.560
0.606	0.0776	0.0841	0.559
0.629	0.0728	0.0826	0.555
0.651	0.0678	0.0805	0.549
0.683	0.0598	0.0768	0.532
0.704	0.0542	0.0738	0.517
0.733	0.0465	0.0695	0.490
0.751	0.0415	0.0666	0.469
0.780	0.0335	0.0618	0.422
0.802	0.0274	0.0582	0.378
0.829	0.0201	0.0536	0.310
0.850	0.0144	0.0502	0.244
0.876	0.0071	0.0455	0.137
0.898	0.0013	0.0418	0.028
0.925	-0.0060	0.0370	-0.151
0.944	-0.0111	0.0339	-0.310
0.972	-0.0189	0.0289	-0.635

**Graupner
 Slim Prop
 9×5**
 Figs. 5.242–5.244

Run: kt0959
 Avg RPM: 4001

J	C_T	C_P	η
0.158	0.0726	0.0385	0.297
0.195	0.0680	0.0380	0.349
0.237	0.0615	0.0369	0.396
0.274	0.0550	0.0352	0.428
0.314	0.0490	0.0339	0.454
0.357	0.0415	0.0319	0.464
0.400	0.0323	0.0286	0.452
0.440	0.0245	0.0257	0.421
0.481	0.0165	0.0224	0.355
0.517	0.0092	0.0194	0.246
0.560	0.0002	0.0151	0.007
0.598	-0.0079	0.0114	-0.413
0.642	-0.0181	0.0064	-1.816

Run: kt0960
 Avg RPM: 5014

J	C_T	C_P	η
0.126	0.0768	0.0387	0.251
0.157	0.0735	0.0385	0.300
0.189	0.0698	0.0382	0.346
0.219	0.0656	0.0376	0.383
0.256	0.0600	0.0367	0.419
0.284	0.0551	0.0355	0.441
0.320	0.0492	0.0340	0.463
0.349	0.0444	0.0328	0.472
0.384	0.0380	0.0308	0.473
0.411	0.0323	0.0288	0.461
0.442	0.0255	0.0262	0.430
0.479	0.0181	0.0231	0.375
0.498	0.0143	0.0215	0.331
0.537	0.0062	0.0179	0.186
0.569	-0.0009	0.0147	-0.033
0.599	-0.0075	0.0116	-0.386
0.631	-0.0147	0.0081	-1.149

Run: kt0961
 Avg RPM: 6031

J	C_T	C_P	η
0.105	0.0801	0.0390	0.217
0.131	0.0775	0.0387	0.263
0.158	0.0745	0.0385	0.306
0.185	0.0713	0.0382	0.345
0.210	0.0681	0.0378	0.378
0.237	0.0644	0.0373	0.408
0.263	0.0602	0.0366	0.433
0.289	0.0558	0.0357	0.453
0.317	0.0508	0.0343	0.469
0.339	0.0471	0.0333	0.479
0.368	0.0421	0.0319	0.485
0.398	0.0366	0.0302	0.482
0.421	0.0320	0.0286	0.471
0.450	0.0253	0.0260	0.439
0.473	0.0204	0.0239	0.403
0.499	0.0149	0.0216	0.345
0.521	0.0103	0.0195	0.275

Run: kt0962
 Avg RPM: 6006

J	C_T	C_P	η
0.444	0.0264	0.0264	0.445
0.474	0.0200	0.0237	0.400
0.495	0.0156	0.0218	0.355
0.526	0.0091	0.0190	0.252
0.547	0.0047	0.0170	0.152
0.582	-0.0030	0.0135	-0.132
0.599	-0.0069	0.0117	-0.356
0.632	-0.0146	0.0078	-1.181

Run: kt0963
 Avg RPM: 6922

J	C_T	C_P	η
0.092	0.0827	0.0394	0.193
0.116	0.0802	0.0392	0.237
0.138	0.0779	0.0390	0.275
0.158	0.0757	0.0388	0.308
0.183	0.0727	0.0385	0.346
0.207	0.0697	0.0382	0.377
0.229	0.0667	0.0378	0.403
0.253	0.0633	0.0373	0.430
0.273	0.0601	0.0368	0.446
0.302	0.0551	0.0356	0.468
0.320	0.0514	0.0345	0.476
0.342	0.0478	0.0336	0.486
0.365	0.0436	0.0324	0.492
0.386	0.0397	0.0312	0.492
0.407	0.0360	0.0300	0.488
0.435	0.0303	0.0280	0.472
0.457	0.0254	0.0261	0.445

Run: kt0964
 Avg RPM: 6915

J	C_T	C_P	η
0.388	0.0394	0.0310	0.494
0.411	0.0349	0.0294	0.489
0.432	0.0307	0.0279	0.475
0.456	0.0252	0.0258	0.445
0.482	0.0195	0.0234	0.402
0.503	0.0149	0.0214	0.350
0.529	0.0093	0.0189	0.259
0.549	0.0049	0.0170	0.159
0.570	0.0004	0.0150	0.015
0.597	-0.0056	0.0121	-0.279
0.618	-0.0103	0.0098	-0.646
0.643	-0.0160	0.0069	-1.490
0.661	-0.0203	0.0047	-2.854

**Graupner
 Super Nylon
 9×5**
 Figs. 5.248–5.250

Run: rd0930
 Avg RPM: 4007

J	C_T	C_P	η
0.157	0.0876	0.0525	0.263
0.197	0.0817	0.0516	0.311
0.243	0.0733	0.0501	0.356
0.275	0.0676	0.0488	0.382
0.325	0.0575	0.0457	0.409
0.358	0.0506	0.0434	0.417
0.407	0.0391	0.0392	0.406
0.433	0.0334	0.0367	0.394

0.479	0.0230	0.0322	0.342
0.527	0.0126	0.0273	0.243
0.563	0.0046	0.0234	0.112
0.604	-0.0049	0.0186	-0.158
0.643	-0.0139	0.0137	-0.653
0.689	-0.0245	0.0082	-2.052

Run: rd0931
 Avg RPM: 5010

J	C_T	C_P	η
0.126	0.0954	0.0527	0.229
0.160	0.0910	0.0524	0.277
0.189	0.0869	0.0521	0.315
0.225	0.0819	0.0517	0.356
0.258	0.0757	0.0505	0.386
0.285	0.0710	0.0495	0.409
0.324	0.0629	0.0473	0.431
0.348	0.0578	0.0457	0.440
0.388	0.0486	0.0426	0.442
0.411	0.0435	0.0406	0.439
0.446	0.0350	0.0372	0.419
0.478	0.0271	0.0338	0.383
0.510	0.0192	0.0301	0.325
0.543	0.0112	0.0263	0.231
0.574	0.0037	0.0225	0.095
0.603	-0.0039	0.0186	-0.125
0.638	-0.0121	0.0144	-0.537

Run: rd0932
 Avg RPM: 6032

J	C_T	C_P	η
0.107	0.0985	0.0519	0.203
0.130	0.0963	0.0521	0.240
0.159	0.0927	0.0520	0.283
0.186	0.0893	0.0520	0.320
0.212	0.0856	0.0517	0.351
0.240	0.0814	0.0511	0.382
0.266	0.0773	0.0505	0.406
0.291	0.0729	0.0496	0.427
0.317	0.0679	0.0486	0.443
0.346	0.0620	0.0469	0.458
0.375	0.0560	0.0453	0.464
0.399	0.0503	0.0432	0.465
0.421	0.0450	0.0412	0.460
0.451	0.0374	0.0382	0.442
0.475	0.0319	0.0360	0.421
0.505	0.0236	0.0322	0.371
0.532	0.0168	0.0290	0.308

Run: rd0933
 Avg RPM: 6010

J	C_T	C_P	η
0.449	0.0377	0.0385	0.440
0.476	0.0310	0.0356	0.414
0.505	0.0234	0.0321	0.367

0.532	0.0165	0.0290	0.304
0.562	0.0090	0.0253	0.200
0.583	0.0039	0.0227	0.100
0.610	-0.0034	0.0190	-0.109
0.645	-0.0131	0.0139	-0.607
0.668	-0.0190	0.0108	-1.180
0.691	-0.0247	0.0077	-2.219

Run: rd0934
 Avg RPM: 6805

J	C_T	C_P	η
0.093	0.1008	0.0518	0.180
0.115	0.0987	0.0518	0.218
0.142	0.0953	0.0520	0.260
0.165	0.0926	0.0520	0.294
0.190	0.0898	0.0521	0.328
0.213	0.0864	0.0517	0.357
0.238	0.0832	0.0515	0.384
0.262	0.0792	0.0508	0.408
0.282	0.0764	0.0507	0.424
0.305	0.0723	0.0499	0.443
0.328	0.0677	0.0486	0.457
0.349	0.0633	0.0474	0.467
0.372	0.0585	0.0460	0.474
0.396	0.0537	0.0444	0.479
0.421	0.0473	0.0421	0.473
0.444	0.0419	0.0401	0.464
0.466	0.0366	0.0380	0.449

Run: rd0935
 Avg RPM: 6811

J	C_T	C_P	η
0.399	0.0524	0.0441	0.474
0.423	0.0469	0.0422	0.470
0.443	0.0419	0.0403	0.461
0.465	0.0363	0.0379	0.446
0.492	0.0295	0.0350	0.414
0.513	0.0239	0.0325	0.377
0.539	0.0172	0.0294	0.316
0.562	0.0109	0.0265	0.231
0.587	0.0042	0.0229	0.107
0.613	-0.0027	0.0194	-0.086
0.633	-0.0080	0.0166	-0.303
0.658	-0.0152	0.0128	-0.782
0.683	-0.0218	0.0093	-1.594
0.704	-0.0272	0.0063	-3.038

**Graupner
Super Nylon
9×7**

Figs. 5.254–5.256

Run: rd0937

Avg RPM: 4011

J	C_T	C_P	η
0.162	0.1329	0.0873	0.247
0.199	0.1288	0.0881	0.291
0.242	0.1235	0.0889	0.336
0.279	0.1185	0.0893	0.370
0.323	0.1125	0.0896	0.405
0.361	0.1063	0.0892	0.430
0.398	0.1008	0.0888	0.452
0.438	0.0931	0.0873	0.467
0.475	0.0861	0.0854	0.478
0.526	0.0732	0.0804	0.479
0.552	0.0673	0.0782	0.475
0.598	0.0555	0.0725	0.458
0.637	0.0458	0.0674	0.433
0.680	0.0352	0.0616	0.389
0.707	0.0284	0.0574	0.350
0.759	0.0147	0.0488	0.229
0.804	0.0027	0.0406	0.054

Run: rd0938

Avg RPM: 3998

J	C_T	C_P	η
0.678	0.0357	0.0617	0.392
0.723	0.0243	0.0548	0.320
0.757	0.0152	0.0489	0.236
0.798	0.0045	0.0417	0.087
0.835	-0.0060	0.0343	-0.147
0.876	-0.0171	0.0263	-0.568
0.926	-0.0308	0.0164	-1.743
0.963	-0.0401	0.0094	-4.110

Run: rd0939

Avg RPM: 4988

J	C_T	C_P	η
0.127	0.1384	0.0863	0.203
0.158	0.1354	0.0871	0.246
0.191	0.1323	0.0882	0.287
0.225	0.1283	0.0889	0.325
0.260	0.1239	0.0895	0.360
0.292	0.1198	0.0899	0.389
0.324	0.1150	0.0899	0.415
0.357	0.1105	0.0900	0.438
0.386	0.1060	0.0897	0.456
0.417	0.1009	0.0892	0.472
0.448	0.0956	0.0883	0.485
0.484	0.0886	0.0866	0.495
0.512	0.0825	0.0847	0.498

0.536	0.0770	0.0826	0.500
0.573	0.0679	0.0789	0.492
0.601	0.0613	0.0759	0.485
0.638	0.0511	0.0707	0.461

Run: rd0940

Avg RPM: 5005

J	C_T	C_P	η
0.535	0.0769	0.0825	0.499
0.573	0.0678	0.0787	0.493
0.600	0.0609	0.0755	0.484
0.637	0.0515	0.0708	0.463
0.663	0.0452	0.0674	0.444
0.701	0.0352	0.0618	0.399
0.732	0.0268	0.0567	0.346
0.763	0.0179	0.0511	0.267
0.797	0.0087	0.0450	0.154
0.829	-0.0001	0.0390	-0.001
0.866	-0.0108	0.0313	-0.300
0.897	-0.0198	0.0247	-0.718
0.930	-0.0293	0.0179	-1.521
0.963	-0.0385	0.0109	-3.409

Run: rd0941

Avg RPM: 6001

J	C_T	C_P	η
0.108	0.1404	0.0849	0.178
0.132	0.1388	0.0860	0.214
0.161	0.1363	0.0869	0.252
0.187	0.1338	0.0877	0.285
0.212	0.1312	0.0883	0.315
0.242	0.1275	0.0889	0.347
0.269	0.1245	0.0896	0.374
0.295	0.1209	0.0897	0.397
0.323	0.1172	0.0898	0.421
0.349	0.1133	0.0899	0.440
0.372	0.1102	0.0900	0.455
0.399	0.1058	0.0896	0.471
0.426	0.1013	0.0890	0.484
0.452	0.0968	0.0883	0.496
0.478	0.0922	0.0874	0.504
0.504	0.0874	0.0864	0.510
0.529	0.0822	0.0848	0.512

Run: rd0942

Avg RPM: 6015

J	C_T	C_P	η
0.451	0.0967	0.0881	0.495
0.481	0.0915	0.0872	0.505
0.503	0.0871	0.0860	0.509
0.529	0.0820	0.0845	0.513
0.555	0.0764	0.0826	0.513
0.584	0.0696	0.0800	0.508
0.615	0.0614	0.0761	0.497
0.641	0.0555	0.0736	0.484

0.665	0.0493	0.0703	0.467
0.685	0.0443	0.0677	0.448
0.722	0.0339	0.0616	0.397
0.744	0.0281	0.0580	0.361
0.769	0.0212	0.0537	0.303
0.800	0.0121	0.0477	0.204
0.820	0.0068	0.0441	0.127
0.854	-0.0030	0.0372	-0.070
0.873	-0.0090	0.0331	-0.237
0.908	-0.0193	0.0259	-0.676
0.934	-0.0269	0.0203	-1.238
0.961	-0.0351	0.0141	-2.398

Run: rd0943

Avg RPM: 6573

J	C_T	C_P	η
0.093	0.1413	0.0841	0.157
0.123	0.1393	0.0849	0.201
0.146	0.1377	0.0859	0.234
0.170	0.1359	0.0870	0.265
0.192	0.1338	0.0876	0.294
0.218	0.1311	0.0883	0.324
0.244	0.1281	0.0889	0.352
0.269	0.1249	0.0892	0.377
0.292	0.1219	0.0895	0.398
0.318	0.1185	0.0898	0.420
0.343	0.1151	0.0898	0.439
0.364	0.1119	0.0898	0.454
0.388	0.1083	0.0897	0.469
0.412	0.1045	0.0894	0.481
0.436	0.1004	0.0889	0.493
0.460	0.0962	0.0882	0.502
0.484	0.0919	0.0873	0.510

Run: rd0944

Avg RPM: 6606

J	C_T	C_P	η
0.413	0.1041	0.0894	0.481
0.440	0.0995	0.0888	0.493
0.464	0.0954	0.0880	0.502
0.484	0.0916	0.0872	0.509
0.507	0.0875	0.0862	0.514
0.530	0.0828	0.0850	0.517
0.553	0.0781	0.0835	0.517
0.581	0.0722	0.0813	0.515
0.603	0.0671	0.0793	0.510
0.630	0.0605	0.0762	0.500
0.653	0.0555	0.0741	0.489
0.680	0.0475	0.0696	0.464
0.703	0.0420	0.0669	0.442
0.728	0.0352	0.0628	0.408
0.749	0.0292	0.0591	0.370
0.770	0.0234	0.0554	0.324
0.799	0.0150	0.0501	0.239

0.820	0.0091	0.0460	0.161
0.849	0.0003	0.0401	0.007
0.863	-0.0037	0.0372	-0.086
0.892	-0.0125	0.0312	-0.357
0.919	-0.0209	0.0250	-0.771
0.946	-0.0286	0.0194	-1.396

**Graupner
Super Nylon
10×6**
Figs. 5.260–5.262

Run: rd0780
Avg RPM: 4003

J	C_T	C_P	η
0.147	0.0984	0.0544	0.266
0.183	0.0929	0.0541	0.315
0.218	0.0859	0.0528	0.354
0.259	0.0789	0.0516	0.396
0.294	0.0718	0.0496	0.425
0.333	0.0643	0.0478	0.449
0.367	0.0561	0.0449	0.459
0.404	0.0478	0.0418	0.462
0.440	0.0400	0.0386	0.456
0.483	0.0312	0.0349	0.433
0.518	0.0237	0.0314	0.392
0.556	0.0166	0.0281	0.328
0.592	0.0094	0.0245	0.228
0.628	0.0016	0.0205	0.050
0.665	-0.0065	0.0156	-0.278
0.701	-0.0148	0.0106	-0.982

Run: rd0781
Avg RPM: 5012

J	C_T	C_P	η
0.117	0.1033	0.0537	0.224
0.147	0.1000	0.0540	0.273
0.176	0.0961	0.0539	0.314
0.205	0.0923	0.0540	0.350
0.234	0.0872	0.0533	0.383
0.264	0.0819	0.0524	0.412
0.295	0.0755	0.0509	0.438
0.322	0.0703	0.0496	0.456
0.351	0.0638	0.0476	0.471
0.382	0.0572	0.0454	0.481
0.413	0.0493	0.0424	0.480
0.439	0.0433	0.0400	0.476
0.470	0.0359	0.0367	0.459
0.498	0.0298	0.0340	0.436
0.527	0.0232	0.0308	0.396
0.556	0.0169	0.0277	0.339
0.586	0.0108	0.0246	0.256

Run: rd0782
Avg RPM: 5001

J	C_T	C_P	η
0.498	0.0294	0.0322	0.456
0.533	0.0216	0.0284	0.406
0.551	0.0179	0.0266	0.370
0.586	0.0107	0.0228	0.274
0.620	0.0033	0.0189	0.108
0.644	-0.0019	0.0159	-0.079
0.674	-0.0086	0.0119	-0.487
0.704	-0.0156	0.0077	-1.423

Run: rd0783
Avg RPM: 6030

J	C_T	C_P	η
0.098	0.1062	0.0534	0.196
0.125	0.1035	0.0536	0.241
0.144	0.1015	0.0538	0.272
0.170	0.0986	0.0540	0.311
0.195	0.0953	0.0540	0.344
0.220	0.0918	0.0538	0.375
0.244	0.0878	0.0534	0.402
0.269	0.0836	0.0528	0.426
0.296	0.0785	0.0518	0.449
0.318	0.0740	0.0507	0.464
0.340	0.0692	0.0494	0.477
0.364	0.0643	0.0480	0.487
0.387	0.0590	0.0462	0.495
0.414	0.0522	0.0436	0.496
0.438	0.0464	0.0413	0.492
0.465	0.0398	0.0385	0.480
0.484	0.0352	0.0364	0.467

Run: rd0784
Avg RPM: 6021

J	C_T	C_P	η
0.413	0.0522	0.0436	0.494
0.437	0.0463	0.0413	0.491
0.460	0.0406	0.0389	0.482
0.484	0.0349	0.0363	0.466
0.508	0.0294	0.0337	0.442
0.533	0.0236	0.0310	0.405
0.560	0.0169	0.0276	0.344
0.581	0.0122	0.0250	0.283
0.613	0.0049	0.0211	0.142
0.632	0.0008	0.0188	0.027
0.664	-0.0065	0.0145	-0.296
0.688	-0.0120	0.0113	-0.729
0.710	-0.0171	0.0083	-1.462

Run: rd0785
Avg RPM: 6612

J	C_T	C_P	η
0.089	0.1072	0.0529	0.181
0.111	0.1053	0.0533	0.220
0.134	0.1029	0.0535	0.258
0.155	0.1008	0.0538	0.290
0.177	0.0981	0.0539	0.322
0.201	0.0948	0.0537	0.355
0.223	0.0919	0.0537	0.382
0.246	0.0882	0.0533	0.407
0.268	0.0848	0.0530	0.430
0.290	0.0810	0.0524	0.448
0.309	0.0771	0.0514	0.463
0.330	0.0729	0.0503	0.478
0.354	0.0677	0.0489	0.490
0.376	0.0635	0.0478	0.500
0.396	0.0587	0.0462	0.504
0.422	0.0519	0.0435	0.502
0.443	0.0465	0.0414	0.498

Run: rd0786
Avg RPM: 6613

J	C_T	C_P	η
0.375	0.0628	0.0473	0.498
0.396	0.0581	0.0458	0.503
0.422	0.0520	0.0435	0.504
0.443	0.0468	0.0415	0.499
0.463	0.0417	0.0393	0.491
0.488	0.0355	0.0365	0.474
0.507	0.0307	0.0343	0.453
0.536	0.0240	0.0310	0.415
0.555	0.0196	0.0289	0.377
0.580	0.0134	0.0256	0.304
0.598	0.0089	0.0232	0.230
0.624	0.0030	0.0198	0.093
0.647	-0.0021	0.0169	-0.081
0.669	-0.0075	0.0136	-0.369
0.692	-0.0126	0.0106	-0.823
0.709	-0.0166	0.0083	-1.420

**Graupner
Super Nylon
10×7**
Figs. 5.266–5.268

Run: rd0788
Avg RPM: 3008

J	C_T	C_P	η
0.194	0.1095	0.0677	0.314
0.245	0.1039	0.0678	0.375
0.291	0.0980	0.0679	0.420
0.346	0.0896	0.0672	0.462
0.392	0.0791	0.0634	0.490

0.436 0.0673 0.0574 0.511
 0.489 0.0537 0.0533 0.492
 0.531 0.0439 0.0473 0.493
 0.584 0.0328 0.0428 0.448
 0.636 0.0224 0.0376 0.378
 0.693 0.0101 0.0309 0.228
 0.740 -0.0002 0.0246 -0.006
 0.792 -0.0118 0.0175 -0.534
 0.839 -0.0226 0.0101 -1.864

Run: rd0789
 Avg RPM: 4002

J	C_T	C_P	η
0.150	0.1164	0.0676	0.258
0.183	0.1127	0.0677	0.305
0.221	0.1081	0.0678	0.353
0.254	0.1041	0.0677	0.391
0.296	0.0986	0.0677	0.432
0.333	0.0937	0.0676	0.461
0.369	0.0882	0.0672	0.484
0.401	0.0825	0.0662	0.500
0.440	0.0730	0.0632	0.509
0.473	0.0637	0.0593	0.508
0.509	0.0526	0.0538	0.498
0.548	0.0423	0.0485	0.478
0.586	0.0333	0.0437	0.446
0.622	0.0255	0.0395	0.402
0.658	0.0177	0.0351	0.332
0.697	0.0095	0.0305	0.218
0.731	0.0018	0.0257	0.052

Run: pg0790
 Avg RPM: 5005

J	C_T	C_P	η
0.116	0.1204	0.0669	0.209
0.144	0.1178	0.0672	0.253
0.175	0.1148	0.0676	0.297
0.206	0.1109	0.0676	0.338
0.235	0.1074	0.0677	0.373
0.266	0.1035	0.0677	0.407
0.296	0.0995	0.0675	0.436
0.323	0.0960	0.0673	0.460
0.351	0.0918	0.0669	0.481
0.381	0.0879	0.0669	0.500
0.408	0.0833	0.0663	0.513
0.437	0.0780	0.0652	0.523
0.463	0.0721	0.0634	0.527
0.495	0.0628	0.0594	0.523
0.524	0.0543	0.0554	0.513
0.556	0.0448	0.0505	0.493
0.586	0.0363	0.0458	0.464

Run: pg0791
 Avg RPM: 4999

J	C_T	C_P	η
0.493	0.0629	0.0596	0.521
0.525	0.0537	0.0552	0.511
0.557	0.0442	0.0503	0.490
0.586	0.0364	0.0460	0.463
0.615	0.0286	0.0416	0.424
0.644	0.0217	0.0375	0.372
0.673	0.0150	0.0335	0.300
0.709	0.0069	0.0287	0.169
0.737	0.0007	0.0249	0.020
0.766	-0.0061	0.0205	-0.229
0.796	-0.0131	0.0161	-0.649
0.825	-0.0198	0.0114	-1.440
0.853	-0.0269	0.0065	-3.511

Run: pg0792
 Avg RPM: 6032

J	C_T	C_P	η
0.098	0.1230	0.0668	0.181
0.125	0.1206	0.0671	0.225
0.145	0.1185	0.0672	0.256
0.171	0.1160	0.0675	0.293
0.193	0.1137	0.0677	0.325
0.221	0.1103	0.0679	0.359
0.244	0.1076	0.0680	0.386
0.266	0.1043	0.0676	0.411
0.291	0.1011	0.0674	0.436
0.319	0.0969	0.0670	0.461
0.342	0.0940	0.0670	0.479
0.363	0.0910	0.0668	0.494
0.387	0.0873	0.0665	0.509
0.414	0.0832	0.0660	0.523
0.439	0.0792	0.0653	0.532
0.462	0.0746	0.0642	0.537
0.485	0.0692	0.0624	0.538

Run: pg0793
 Avg RPM: 6018

J	C_T	C_P	η
0.414	0.0831	0.0658	0.523
0.439	0.0788	0.0651	0.532
0.463	0.0743	0.0640	0.537
0.485	0.0694	0.0625	0.538
0.512	0.0620	0.0594	0.534
0.534	0.0557	0.0564	0.528
0.556	0.0493	0.0532	0.515
0.590	0.0391	0.0478	0.483
0.610	0.0333	0.0444	0.457
0.633	0.0270	0.0408	0.419
0.660	0.0199	0.0365	0.360
0.682	0.0143	0.0330	0.295
0.710	0.0074	0.0286	0.183

0.731 0.0022 0.0254 0.064
 0.761 -0.0045 0.0212 -0.162
 0.779 -0.0088 0.0184 -0.370
 0.809 -0.0160 0.0136 -0.948
 0.835 -0.0222 0.0094 -1.972

**Graupner
 Super Nylon
 11×6**

Figs. 5.272–5.274

Run: rd0666
 Avg RPM: 3010

J	C_T	C_P	η
0.172	0.0813	0.0430	0.326
0.217	0.0716	0.0407	0.381
0.257	0.0630	0.0384	0.422
0.302	0.0533	0.0353	0.457
0.347	0.0449	0.0326	0.479
0.391	0.0370	0.0299	0.484
0.441	0.0275	0.0263	0.461
0.488	0.0190	0.0229	0.405
0.514	0.0136	0.0204	0.342
0.569	0.0028	0.0155	0.101
0.617	-0.0076	0.0102	-0.461

Run: rd0667
 Avg RPM: 4000

J	C_T	C_P	η
0.135	0.0919	0.0438	0.283
0.163	0.0883	0.0438	0.329
0.198	0.0825	0.0433	0.378
0.229	0.0764	0.0421	0.415
0.264	0.0678	0.0399	0.449
0.291	0.0617	0.0382	0.471
0.331	0.0523	0.0351	0.492
0.360	0.0456	0.0328	0.501
0.390	0.0391	0.0305	0.501
0.426	0.0319	0.0277	0.490
0.465	0.0240	0.0246	0.453
0.493	0.0182	0.0221	0.406
0.528	0.0113	0.0191	0.313
0.558	0.0050	0.0161	0.172
0.587	-0.0010	0.0132	-0.045
0.626	-0.0100	0.0085	-0.741

Run: rd0668
 Avg RPM: 5017

J	C_T	C_P	η
0.107	0.0960	0.0432	0.239
0.133	0.0935	0.0433	0.287
0.159	0.0907	0.0436	0.330
0.182	0.0879	0.0435	0.367
0.209	0.0837	0.0433	0.404
0.235	0.0793	0.0427	0.437

0.260	0.0743	0.0417	0.463
0.290	0.0671	0.0400	0.488
0.314	0.0614	0.0384	0.502
0.344	0.0535	0.0357	0.515
0.365	0.0484	0.0340	0.521
0.396	0.0413	0.0314	0.521
0.419	0.0362	0.0295	0.515
0.448	0.0299	0.0269	0.496
0.464	0.0262	0.0255	0.478
0.495	0.0188	0.0221	0.420
0.521	0.0134	0.0198	0.352

Run: rd0669
Avg RPM: 4995

J	C_T	C_P	η
0.444	0.0306	0.0272	0.499
0.470	0.0250	0.0249	0.472
0.497	0.0185	0.0221	0.417
0.522	0.0130	0.0196	0.347
0.548	0.0075	0.0171	0.241
0.576	0.0015	0.0141	0.062
0.601	-0.0044	0.0111	-0.239
0.626	-0.0102	0.0079	-0.810

Run: rd0670
Avg RPM: 6016

J	C_T	C_P	η
0.089	0.0989	0.0431	0.203
0.106	0.0973	0.0433	0.239
0.132	0.0947	0.0433	0.288
0.155	0.0920	0.0433	0.329
0.173	0.0900	0.0434	0.359
0.196	0.0871	0.0433	0.393
0.217	0.0839	0.0431	0.423
0.240	0.0802	0.0427	0.452
0.262	0.0763	0.0421	0.476
0.283	0.0722	0.0413	0.495
0.306	0.0674	0.0403	0.512
0.328	0.0620	0.0387	0.526
0.348	0.0567	0.0371	0.533
0.368	0.0519	0.0354	0.538
0.392	0.0455	0.0331	0.538
0.412	0.0407	0.0314	0.535
0.436	0.0350	0.0292	0.523

Run: rd0671
Avg RPM: 6013

J	C_T	C_P	η
0.368	0.0516	0.0354	0.538
0.391	0.0461	0.0334	0.540
0.409	0.0414	0.0316	0.536
0.434	0.0349	0.0290	0.524
0.455	0.0303	0.0272	0.506
0.478	0.0247	0.0248	0.476
0.497	0.0203	0.0229	0.441

0.522	0.0146	0.0203	0.375
0.538	0.0105	0.0183	0.308
0.562	0.0050	0.0157	0.179
0.586	-0.0006	0.0129	-0.027
0.614	-0.0075	0.0093	-0.497
0.634	-0.0118	0.0070	-1.065

**Graupner
Super Nylon
11×8**
Figs. 5.278–5.280

Run: jb0658
Avg RPM: 3004

J	C_T	C_P	η
0.174	0.1080	0.0592	0.316
0.216	0.1032	0.0593	0.376
0.262	0.0975	0.0592	0.431
0.303	0.0920	0.0592	0.472
0.349	0.0838	0.0580	0.505
0.389	0.0742	0.0554	0.521
0.434	0.0612	0.0501	0.530
0.484	0.0487	0.0446	0.527
0.511	0.0428	0.0420	0.520
0.562	0.0318	0.0367	0.487
0.608	0.0227	0.0323	0.428
0.658	0.0126	0.0269	0.309
0.699	0.0039	0.0222	0.123
0.737	-0.0041	0.0173	-0.175
0.785	-0.0150	0.0105	-1.120

Run: jb0659
Avg RPM: 4014

J	C_T	C_P	η
0.128	0.1145	0.0592	0.249
0.162	0.1105	0.0591	0.304
0.197	0.1069	0.0593	0.355
0.226	0.1036	0.0593	0.394
0.259	0.0992	0.0590	0.435
0.293	0.0946	0.0588	0.472
0.327	0.0900	0.0584	0.503
0.356	0.0855	0.0580	0.525
0.390	0.0796	0.0571	0.543
0.423	0.0724	0.0551	0.555
0.459	0.0622	0.0512	0.557
0.486	0.0540	0.0477	0.551
0.519	0.0449	0.0434	0.538
0.553	0.0361	0.0390	0.512
0.587	0.0282	0.0350	0.473
0.616	0.0216	0.0316	0.422
0.651	0.0141	0.0274	0.333

Run: jb0660
Avg RPM: 4002

J	C_T	C_P	η
0.553	0.0358	0.0388	0.510
0.584	0.0282	0.0349	0.473
0.617	0.0212	0.0312	0.419
0.650	0.0140	0.0273	0.332
0.686	0.0064	0.0232	0.190
0.711	0.0009	0.0200	0.033
0.747	-0.0070	0.0152	-0.347
0.780	-0.0146	0.0105	-1.085

Run: jb0661
Avg RPM: 5020

J	C_T	C_P	η
0.106	0.1182	0.0590	0.212
0.132	0.1151	0.0589	0.258
0.156	0.1128	0.0594	0.296
0.179	0.1098	0.0591	0.333
0.206	0.1065	0.0590	0.372
0.236	0.1031	0.0592	0.411
0.262	0.1000	0.0591	0.443
0.288	0.0963	0.0588	0.472
0.315	0.0928	0.0587	0.498
0.341	0.0897	0.0587	0.521
0.366	0.0854	0.0580	0.538
0.388	0.0821	0.0576	0.553
0.413	0.0772	0.0565	0.565
0.442	0.0710	0.0549	0.572
0.465	0.0651	0.0527	0.574
0.495	0.0568	0.0494	0.569
0.519	0.0498	0.0461	0.561

Run: jb0662
Avg RPM: 5009

J	C_T	C_P	η
0.441	0.0708	0.0545	0.572
0.465	0.0649	0.0524	0.576
0.493	0.0567	0.0490	0.571
0.515	0.0501	0.0460	0.561
0.549	0.0407	0.0415	0.539
0.570	0.0352	0.0387	0.518
0.598	0.0282	0.0350	0.483
0.627	0.0210	0.0311	0.423
0.654	0.0145	0.0275	0.344
0.679	0.0086	0.0241	0.244
0.707	0.0023	0.0204	0.080
0.732	-0.0033	0.0171	-0.143
0.753	-0.0083	0.0140	-0.449
0.785	-0.0155	0.0095	-1.285

Run: jb0663
Avg RPM: 5929

J	C_T	C_P	η
0.112	0.1182	0.0589	0.224
0.131	0.1163	0.0591	0.258
0.155	0.1136	0.0591	0.298
0.175	0.1112	0.0592	0.329
0.197	0.1090	0.0594	0.362
0.218	0.1064	0.0593	0.392
0.244	0.1029	0.0592	0.425
0.264	0.1005	0.0591	0.449
0.289	0.0972	0.0589	0.476
0.309	0.0946	0.0587	0.498
0.332	0.0913	0.0585	0.518
0.351	0.0884	0.0581	0.534
0.371	0.0853	0.0578	0.548
0.393	0.0821	0.0574	0.561
0.419	0.0782	0.0569	0.575
0.443	0.0728	0.0554	0.582

Run: jb0664
Avg RPM: 5919

J	C_T	C_P	η
0.374	0.0851	0.0578	0.550
0.397	0.0811	0.0572	0.563
0.420	0.0773	0.0567	0.573
0.442	0.0730	0.0555	0.581
0.463	0.0685	0.0542	0.585
0.487	0.0620	0.0517	0.584
0.503	0.0579	0.0500	0.583
0.528	0.0504	0.0466	0.571
0.550	0.0442	0.0436	0.557
0.576	0.0367	0.0399	0.530
0.593	0.0320	0.0374	0.507
0.619	0.0251	0.0337	0.462
0.637	0.0208	0.0312	0.424
0.666	0.0133	0.0270	0.329
0.682	0.0094	0.0247	0.260
0.709	0.0025	0.0205	0.085
0.725	-0.0012	0.0183	-0.046
0.747	-0.0065	0.0150	-0.325
0.772	-0.0123	0.0113	-0.841
0.795	-0.0179	0.0078	-1.819

GWS
Direct Drive
9×5
Figs. 5.284–5.286

Run: jb1003
Avg RPM: 4009

J	C_T	C_P	η
0.159	0.0746	0.0412	0.289
0.196	0.0690	0.0400	0.337
0.239	0.0618	0.0385	0.383
0.276	0.0558	0.0369	0.416
0.321	0.0475	0.0346	0.440
0.358	0.0414	0.0331	0.447
0.404	0.0337	0.0312	0.436
0.437	0.0276	0.0294	0.410
0.493	0.0164	0.0260	0.311
0.516	0.0114	0.0242	0.242
0.569	-0.0002	0.0203	-0.007
0.602	-0.0080	0.0175	-0.276
0.653	-0.0203	0.0128	-1.037
0.676	-0.0260	0.0106	-1.663

Run: jb1004
Avg RPM: 5012

J	C_T	C_P	η
0.130	0.0840	0.0429	0.254
0.160	0.0792	0.0423	0.299
0.195	0.0724	0.0410	0.344
0.225	0.0671	0.0398	0.379
0.257	0.0611	0.0383	0.410
0.290	0.0551	0.0368	0.435
0.324	0.0488	0.0351	0.451
0.354	0.0430	0.0334	0.457
0.390	0.0362	0.0314	0.449
0.419	0.0307	0.0298	0.432
0.449	0.0251	0.0283	0.399
0.476	0.0197	0.0265	0.353
0.512	0.0123	0.0242	0.259
0.544	0.0050	0.0217	0.125
0.577	-0.0026	0.0189	-0.078
0.609	-0.0104	0.0161	-0.393
0.643	-0.0185	0.0131	-0.908

Run: jb1005
Avg RPM: 6033

J	C_T	C_P	η
0.107	0.0904	0.0437	0.220
0.135	0.0865	0.0436	0.268
0.162	0.0820	0.0430	0.309
0.187	0.0774	0.0422	0.342
0.214	0.0722	0.0412	0.374
0.242	0.0669	0.0401	0.403
0.268	0.0620	0.0389	0.428

0.292	0.0572	0.0376	0.444
0.322	0.0512	0.0360	0.459
0.347	0.0463	0.0345	0.466
0.377	0.0402	0.0327	0.465
0.398	0.0360	0.0314	0.457
0.427	0.0300	0.0296	0.433
0.450	0.0250	0.0280	0.402
0.477	0.0194	0.0262	0.353
0.508	0.0126	0.0239	0.267
0.530	0.0077	0.0222	0.183

Run: jb1006
Avg RPM: 6008

J	C_T	C_P	η
0.456	0.0233	0.0275	0.387
0.480	0.0188	0.0261	0.346
0.509	0.0122	0.0238	0.260
0.530	0.0073	0.0221	0.175
0.562	0.0002	0.0197	0.005
0.583	-0.0047	0.0179	-0.152
0.613	-0.0121	0.0152	-0.487
0.645	-0.0201	0.0123	-1.058
0.673	-0.0275	0.0095	-1.942
0.694	-0.0331	0.0074	-3.092

Run: jb1007
Avg RPM: 6811

J	C_T	C_P	η
0.095	0.0933	0.0440	0.201
0.122	0.0898	0.0439	0.250
0.143	0.0864	0.0436	0.284
0.168	0.0828	0.0433	0.322
0.190	0.0788	0.0427	0.351
0.215	0.0741	0.0419	0.381
0.239	0.0695	0.0409	0.406
0.261	0.0651	0.0398	0.427
0.285	0.0602	0.0385	0.445
0.305	0.0559	0.0374	0.456
0.328	0.0513	0.0361	0.467
0.355	0.0457	0.0344	0.471
0.376	0.0412	0.0330	0.469
0.399	0.0365	0.0316	0.461
0.421	0.0318	0.0301	0.444
0.448	0.0258	0.0283	0.408
0.471	0.0205	0.0265	0.365

Run: jb1008
Avg RPM: 6817

J	C_T	C_P	η
0.398	0.0367	0.0316	0.461
0.423	0.0311	0.0299	0.440
0.445	0.0264	0.0285	0.413
0.468	0.0213	0.0267	0.372
0.494	0.0152	0.0246	0.304
0.517	0.0101	0.0229	0.227

0.539 0.0050 0.0211 0.128
 0.565 -0.0010 0.0190 -0.030
 0.585 -0.0060 0.0172 -0.205
 0.612 -0.0124 0.0148 -0.512
 0.636 -0.0188 0.0126 -0.951
 0.662 -0.0252 0.0102 -1.642
 0.685 -0.0316 0.0079 -2.748

GWS
Direct Drive
10×6
 Figs. 5.290–5.292

Run: jb0713
 Avg RPM: 4008

J	C_T	C_P	η
0.144	0.0829	0.0415	0.288
0.179	0.0783	0.0418	0.336
0.217	0.0716	0.0409	0.379
0.254	0.0644	0.0394	0.416
0.288	0.0572	0.0373	0.441
0.326	0.0502	0.0353	0.465
0.358	0.0445	0.0334	0.476
0.397	0.0366	0.0307	0.473
0.433	0.0297	0.0283	0.455
0.469	0.0225	0.0256	0.411
0.511	0.0143	0.0226	0.323
0.547	0.0072	0.0199	0.199
0.577	0.0008	0.0174	0.026
0.612	-0.0066	0.0143	-0.280
0.652	-0.0155	0.0105	-0.966
0.686	-0.0233	0.0071	-2.253

Run: jb0714
 Avg RPM: 5005

J	C_T	C_P	η
0.116	0.0860	0.0403	0.247
0.146	0.0835	0.0407	0.298
0.172	0.0807	0.0411	0.338
0.204	0.0765	0.0412	0.378
0.233	0.0718	0.0408	0.410
0.261	0.0666	0.0399	0.436
0.288	0.0613	0.0386	0.458
0.317	0.0551	0.0369	0.473
0.343	0.0497	0.0352	0.484
0.375	0.0431	0.0331	0.489
0.410	0.0357	0.0305	0.481
0.432	0.0312	0.0289	0.467
0.467	0.0241	0.0263	0.427
0.494	0.0184	0.0242	0.376
0.521	0.0128	0.0220	0.302
0.549	0.0067	0.0196	0.188
0.577	0.0007	0.0171	0.024

Run: jb0715
 Avg RPM: 6036

J	C_T	C_P	η
0.096	0.0878	0.0400	0.211
0.122	0.0853	0.0401	0.261
0.145	0.0834	0.0401	0.300
0.168	0.0809	0.0403	0.338
0.193	0.0784	0.0405	0.373
0.218	0.0752	0.0405	0.405
0.241	0.0721	0.0404	0.430
0.265	0.0682	0.0400	0.452
0.291	0.0631	0.0390	0.471
0.315	0.0579	0.0376	0.485
0.334	0.0540	0.0364	0.495
0.362	0.0480	0.0346	0.503
0.381	0.0440	0.0333	0.503
0.408	0.0383	0.0313	0.499
0.430	0.0334	0.0296	0.484
0.457	0.0273	0.0275	0.454
0.478	0.0226	0.0257	0.420

Run: pg0716
 Avg RPM: 6017

J	C_T	C_P	η
0.405	0.0383	0.0313	0.495
0.431	0.0329	0.0295	0.481
0.456	0.0274	0.0275	0.455
0.479	0.0222	0.0256	0.416
0.500	0.0176	0.0238	0.369
0.528	0.0113	0.0212	0.281
0.549	0.0066	0.0193	0.189
0.577	0.0001	0.0165	0.004
0.595	-0.0041	0.0147	-0.165
0.629	-0.0120	0.0112	-0.671
0.652	-0.0176	0.0089	-1.294
0.678	-0.0238	0.0062	-2.625

Run: pg0717
 Avg RPM: 6706

J	C_T	C_P	η
0.085	0.0893	0.0402	0.188
0.107	0.0871	0.0400	0.233
0.132	0.0851	0.0403	0.279
0.152	0.0831	0.0402	0.314
0.171	0.0809	0.0402	0.344
0.196	0.0783	0.0403	0.381
0.217	0.0755	0.0402	0.409
0.238	0.0733	0.0403	0.432
0.261	0.0700	0.0402	0.454
0.280	0.0661	0.0395	0.470
0.305	0.0613	0.0384	0.487
0.327	0.0569	0.0373	0.499
0.347	0.0533	0.0364	0.508
0.368	0.0483	0.0348	0.511

0.387 0.0438 0.0333 0.510
 0.408 0.0393 0.0318 0.504
 0.427 0.0349 0.0303 0.493

Run: pg0718
 Avg RPM: 6708

J	C_T	C_P	η
0.366	0.0486	0.0349	0.509
0.390	0.0432	0.0332	0.508
0.407	0.0396	0.0320	0.504
0.431	0.0339	0.0299	0.489
0.451	0.0295	0.0284	0.468
0.471	0.0249	0.0267	0.440
0.495	0.0191	0.0244	0.387
0.515	0.0147	0.0227	0.334
0.542	0.0084	0.0200	0.226
0.560	0.0039	0.0182	0.121
0.585	-0.0019	0.0157	-0.071
0.603	-0.0063	0.0137	-0.277
0.626	-0.0121	0.0112	-0.673
0.650	-0.0177	0.0088	-1.303
0.669	-0.0225	0.0068	-2.212

GWS
Direct Drive
11×7
 Figs. 5.296–5.298

Run: jb0571
 Avg RPM: 3000

J	C_T	C_P	η
0.176	0.0848	0.0430	0.346
0.216	0.0764	0.0413	0.400
0.265	0.0666	0.0387	0.456
0.301	0.0600	0.0369	0.489
0.357	0.0490	0.0334	0.523
0.393	0.0424	0.0312	0.534
0.445	0.0327	0.0279	0.522
0.478	0.0266	0.0259	0.492
0.532	0.0158	0.0221	0.381
0.574	0.0067	0.0187	0.205
0.614	-0.0020	0.0154	-0.080
0.665	-0.0136	0.0107	-0.842
0.705	-0.0231	0.0069	-2.363
0.706	-0.0233	0.0068	-2.406
0.706	-0.0233	0.0068	-2.406
0.706	-0.0233	0.0068	-2.406
0.706	-0.0233	0.0068	-2.406

Run: jb0572
 Avg RPM: 4001

J	C_T	C_P	η
0.130	0.0931	0.0423	0.287
0.163	0.0893	0.0425	0.344
0.199	0.0842	0.0423	0.397

0.232 0.0785 0.0416 0.438
 0.265 0.0720 0.0403 0.474
 0.299 0.0644 0.0382 0.504
 0.334 0.0568 0.0359 0.528
 0.364 0.0508 0.0341 0.542
 0.398 0.0437 0.0316 0.551
 0.432 0.0366 0.0291 0.543
 0.462 0.0304 0.0269 0.523
 0.497 0.0230 0.0243 0.471
 0.530 0.0158 0.0216 0.388
 0.557 0.0101 0.0194 0.289
 0.590 0.0027 0.0165 0.098
 0.630 -0.0063 0.0129 -0.309
 0.653 -0.0118 0.0106 -0.727

Run: jb0573
 Avg RPM: 5003

J	C_T	C_P	η
0.108	0.0965	0.0418	0.248
0.130	0.0940	0.0420	0.292
0.159	0.0910	0.0422	0.343
0.185	0.0874	0.0420	0.384
0.210	0.0838	0.0419	0.420
0.236	0.0799	0.0415	0.455
0.264	0.0749	0.0408	0.485
0.290	0.0697	0.0395	0.512
0.315	0.0649	0.0385	0.531
0.340	0.0592	0.0368	0.547
0.372	0.0523	0.0347	0.561
0.397	0.0467	0.0329	0.564
0.421	0.0413	0.0310	0.561
0.447	0.0356	0.0290	0.548
0.471	0.0302	0.0270	0.526
0.498	0.0241	0.0248	0.482
0.523	0.0182	0.0226	0.421

Run: jb0574
 Avg RPM: 4999

J	C_T	C_P	η
0.446	0.0355	0.0290	0.547
0.472	0.0297	0.0269	0.522
0.497	0.0241	0.0249	0.481
0.524	0.0180	0.0226	0.418
0.554	0.0108	0.0197	0.304
0.581	0.0044	0.0171	0.150
0.606	-0.0015	0.0147	-0.061
0.629	-0.0071	0.0124	-0.358
0.660	-0.0149	0.0092	-1.071
0.686	-0.0213	0.0066	-2.209
0.687	-0.0213	0.0066	-2.218
0.687	-0.0213	0.0066	-2.218
0.687	-0.0213	0.0066	-2.218
0.687	-0.0213	0.0066	-2.218

Run: jb0575
 Avg RPM: 6010

J	C_T	C_P	η
0.087	0.0996	0.0416	0.208
0.108	0.0972	0.0415	0.252
0.128	0.0951	0.0417	0.293
0.154	0.0922	0.0418	0.341
0.174	0.0902	0.0419	0.374
0.197	0.0864	0.0415	0.410
0.220	0.0833	0.0413	0.443
0.242	0.0797	0.0409	0.472
0.264	0.0762	0.0405	0.498
0.286	0.0726	0.0399	0.522
0.307	0.0685	0.0390	0.540
0.331	0.0641	0.0380	0.558
0.352	0.0597	0.0368	0.571
0.370	0.0562	0.0359	0.580
0.392	0.0504	0.0340	0.582
0.415	0.0454	0.0323	0.582
0.436	0.0400	0.0305	0.572

Run: jb0576
 Avg RPM: 5997

J	C_T	C_P	η
0.370	0.0554	0.0356	0.575
0.392	0.0507	0.0342	0.581
0.415	0.0447	0.0321	0.578
0.435	0.0400	0.0305	0.571
0.459	0.0346	0.0287	0.554
0.479	0.0298	0.0269	0.530
0.502	0.0243	0.0250	0.488
0.524	0.0191	0.0229	0.437
0.550	0.0126	0.0203	0.340
0.572	0.0071	0.0181	0.224
0.594	0.0014	0.0157	0.055
0.613	-0.0038	0.0135	-0.172
0.638	-0.0101	0.0109	-0.594
0.657	-0.0153	0.0087	-1.154
0.681	-0.0215	0.0062	-2.352
0.681	-0.0215	0.0062	-2.356
0.681	-0.0215	0.0062	-2.356
0.681	-0.0215	0.0062	-2.356
0.681	-0.0215	0.0062	-2.356

GWS
Slow Flyer
9×4.7
 Figs. 5.302–5.304

Run: kt0966
 Avg RPM: 4008

J	C_T	C_P	η
0.159	0.0908	0.0513	0.282
0.194	0.0837	0.0497	0.327
0.237	0.0768	0.0485	0.375
0.274	0.0702	0.0472	0.407
0.321	0.0616	0.0455	0.435
0.360	0.0525	0.0432	0.438
0.404	0.0427	0.0408	0.423
0.439	0.0343	0.0385	0.391
0.483	0.0231	0.0354	0.315
0.520	0.0135	0.0327	0.215
0.551	0.0051	0.0302	0.093
0.597	-0.0074	0.0265	-0.168
0.640	-0.0198	0.0226	-0.558
0.676	-0.0315	0.0188	-1.138
0.718	-0.0449	0.0143	-2.255
0.758	-0.0585	0.0096	-4.629

Run: kt0967
 Avg RPM: 5016

J	C_T	C_P	η
0.128	0.0976	0.0523	0.238
0.159	0.0921	0.0512	0.285
0.190	0.0864	0.0501	0.328
0.226	0.0792	0.0485	0.369
0.256	0.0734	0.0473	0.398
0.288	0.0668	0.0457	0.421
0.323	0.0596	0.0440	0.437
0.349	0.0536	0.0425	0.440
0.383	0.0456	0.0406	0.430
0.416	0.0372	0.0383	0.405
0.451	0.0284	0.0359	0.356
0.479	0.0206	0.0337	0.293
0.514	0.0115	0.0313	0.189
0.547	0.0022	0.0286	0.042
0.568	-0.0041	0.0269	-0.086
0.605	-0.0145	0.0238	-0.369
0.637	-0.0249	0.0206	-0.771

Run: kt0968
 Avg RPM: 6022

J	C_T	C_P	η
0.106	0.1023	0.0523	0.207
0.133	0.0971	0.0514	0.251
0.160	0.0922	0.0506	0.291
0.185	0.0871	0.0495	0.326
0.213	0.0812	0.0482	0.359

0.239	0.0757	0.0469	0.386
0.264	0.0702	0.0456	0.406
0.291	0.0643	0.0442	0.423
0.319	0.0578	0.0427	0.432
0.342	0.0519	0.0411	0.432
0.374	0.0443	0.0392	0.422
0.403	0.0365	0.0372	0.396
0.428	0.0300	0.0355	0.361
0.449	0.0241	0.0339	0.319
0.478	0.0162	0.0319	0.243
0.502	0.0093	0.0300	0.155
0.531	0.0010	0.0278	0.019

Run: kt0969
Avg RPM: 6001

J	C_T	C_P	η
0.449	0.0240	0.0339	0.318
0.477	0.0160	0.0318	0.241
0.500	0.0094	0.0300	0.156
0.530	0.0010	0.0278	0.020
0.559	-0.0077	0.0255	-0.169
0.584	-0.0154	0.0232	-0.386
0.611	-0.0243	0.0206	-0.721
0.646	-0.0350	0.0175	-1.294
0.671	-0.0436	0.0150	-1.956
0.697	-0.0522	0.0125	-2.917
0.715	-0.0586	0.0106	-3.961

Run: kt0970
Avg RPM: 6820

J	C_T	C_P	η
0.093	0.1038	0.0516	0.188
0.116	0.1000	0.0511	0.226
0.139	0.0954	0.0502	0.265
0.163	0.0905	0.0494	0.299
0.187	0.0852	0.0481	0.331
0.213	0.0801	0.0472	0.362
0.237	0.0743	0.0457	0.386
0.260	0.0693	0.0446	0.404
0.282	0.0637	0.0431	0.417
0.306	0.0579	0.0416	0.426
0.328	0.0522	0.0401	0.427
0.351	0.0466	0.0388	0.421
0.374	0.0403	0.0372	0.405
0.396	0.0341	0.0357	0.378
0.419	0.0278	0.0340	0.342
0.445	0.0208	0.0324	0.286
0.467	0.0143	0.0307	0.218

Run: kt0971
Avg RPM: 6815

J	C_T	C_P	η
0.397	0.0339	0.0356	0.378
0.421	0.0273	0.0339	0.338
0.444	0.0207	0.0323	0.284

0.466	0.0142	0.0306	0.216
0.491	0.0071	0.0289	0.121
0.514	0.0000	0.0271	0.001
0.540	-0.0079	0.0250	-0.170
0.562	-0.0145	0.0233	-0.350
0.583	-0.0217	0.0213	-0.593
0.605	-0.0290	0.0193	-0.909
0.637	-0.0393	0.0166	-1.507
0.657	-0.0459	0.0148	-2.036

GWS
Slow Flyer
9×7
Figs. 5.308–5.310

Run: kt0973
Avg RPM: 3004

J	C_T	C_P	η
0.215	0.1227	0.0810	0.325
0.268	0.1137	0.0788	0.387
0.323	0.1042	0.0768	0.438
0.367	0.0956	0.0745	0.471
0.437	0.0788	0.0681	0.506
0.482	0.0690	0.0645	0.516
0.540	0.0557	0.0594	0.506
0.585	0.0453	0.0549	0.483
0.654	0.0285	0.0477	0.391
0.692	0.0182	0.0428	0.294
0.751	0.0016	0.0352	0.035
0.820	-0.0193	0.0252	-0.627
0.861	-0.0331	0.0184	-1.547
0.915	-0.0521	0.0090	-5.307

Run: kt0974
Avg RPM: 4009

J	C_T	C_P	η
0.162	0.1321	0.0837	0.256
0.199	0.1271	0.0825	0.307
0.240	0.1207	0.0810	0.358
0.275	0.1147	0.0795	0.397
0.325	0.1060	0.0775	0.445
0.363	0.0986	0.0755	0.474
0.406	0.0887	0.0720	0.500
0.440	0.0796	0.0684	0.513
0.482	0.0699	0.0645	0.522
0.521	0.0603	0.0604	0.520
0.567	0.0498	0.0562	0.502
0.608	0.0397	0.0518	0.465
0.648	0.0295	0.0472	0.405
0.682	0.0200	0.0427	0.319
0.723	0.0081	0.0372	0.158
0.764	-0.0043	0.0314	-0.104
0.804	-0.0168	0.0255	-0.530

Run: kt0975
Avg RPM: 5014

J	C_T	C_P	η
0.130	0.1396	0.0872	0.208
0.160	0.1354	0.0857	0.253
0.191	0.1305	0.0843	0.296
0.222	0.1257	0.0829	0.337
0.255	0.1205	0.0815	0.377
0.290	0.1141	0.0798	0.415
0.325	0.1075	0.0779	0.448
0.356	0.1013	0.0762	0.473
0.386	0.0948	0.0740	0.494
0.421	0.0862	0.0708	0.512
0.444	0.0795	0.0679	0.520
0.481	0.0699	0.0638	0.527
0.518	0.0606	0.0598	0.525
0.542	0.0551	0.0575	0.519
0.576	0.0463	0.0536	0.498
0.607	0.0380	0.0498	0.463
0.640	0.0293	0.0459	0.409

Run: kt0976
Avg RPM: 5002

J	C_T	C_P	η
0.543	0.0543	0.0572	0.516
0.573	0.0470	0.0539	0.499
0.607	0.0379	0.0498	0.462
0.641	0.0287	0.0456	0.404
0.672	0.0201	0.0415	0.325
0.705	0.0105	0.0371	0.200
0.736	0.0011	0.0327	0.025
0.769	-0.0089	0.0281	-0.244
0.799	-0.0191	0.0232	-0.659
0.830	-0.0296	0.0182	-1.351
0.864	-0.0414	0.0125	-2.866
0.895	-0.0526	0.0072	-6.526

Run: kt0977
Avg RPM: 6019

J	C_T	C_P	η
0.107	0.1458	0.0909	0.171
0.138	0.1410	0.0886	0.220
0.163	0.1369	0.0871	0.256
0.186	0.1333	0.0858	0.289
0.213	0.1288	0.0844	0.325
0.238	0.1249	0.0834	0.357
0.271	0.1189	0.0814	0.395
0.297	0.1139	0.0799	0.424
0.324	0.1089	0.0785	0.449
0.346	0.1040	0.0768	0.469
0.373	0.0982	0.0748	0.489
0.399	0.0922	0.0727	0.505
0.428	0.0839	0.0693	0.518
0.454	0.0768	0.0662	0.527

0.478	0.0701	0.0632	0.530
0.504	0.0629	0.0599	0.529
0.529	0.0563	0.0570	0.524
Run: kt0978			
Avg RPM: 6019			
<i>J</i>	<i>C_T</i>	<i>C_P</i>	<i>η</i>
0.454	0.0763	0.0659	0.525
0.479	0.0694	0.0629	0.529
0.504	0.0627	0.0598	0.528
0.530	0.0558	0.0567	0.522
0.557	0.0488	0.0536	0.507
0.583	0.0419	0.0504	0.485
0.616	0.0332	0.0465	0.439
0.636	0.0272	0.0436	0.397
0.667	0.0180	0.0394	0.306
0.696	0.0099	0.0357	0.193
0.715	0.0038	0.0328	0.083
0.754	-0.0085	0.0272	-0.235
0.771	-0.0144	0.0243	-0.457
0.805	-0.0258	0.0189	-1.098
0.833	-0.0359	0.0143	-2.095
0.860	-0.0459	0.0096	-4.109

GWS
Slow Flyer
10×4.7

Figs. 5.314–5.316

Run: jb0876			
Avg RPM: 3007			
<i>J</i>	<i>C_T</i>	<i>C_P</i>	<i>η</i>
0.190	0.0944	0.0537	0.334
0.235	0.0861	0.0517	0.390
0.286	0.0768	0.0498	0.441
0.338	0.0659	0.0472	0.472
0.380	0.0567	0.0449	0.480
0.432	0.0445	0.0416	0.462
0.475	0.0336	0.0384	0.416
0.528	0.0189	0.0334	0.299
0.575	0.0057	0.0292	0.112
0.619	-0.0072	0.0250	-0.177
0.676	-0.0243	0.0192	-0.855
0.724	-0.0398	0.0139	-2.075

Run: jb0877
Avg RPM: 4006

<i>J</i>	<i>C_T</i>	<i>C_P</i>	<i>η</i>
0.144	0.1070	0.0571	0.269
0.174	0.1001	0.0554	0.314
0.214	0.0929	0.0538	0.369
0.247	0.0869	0.0524	0.409
0.288	0.0781	0.0501	0.448
0.323	0.0708	0.0485	0.472
0.361	0.0620	0.0462	0.485

0.390	0.0551	0.0443	0.486
0.429	0.0454	0.0414	0.470
0.470	0.0347	0.0382	0.427
0.505	0.0251	0.0352	0.360
0.535	0.0167	0.0325	0.275
0.577	0.0046	0.0287	0.093
0.613	-0.0060	0.0253	-0.146
0.643	-0.0156	0.0221	-0.454
0.680	-0.0270	0.0183	-1.006
0.715	-0.0389	0.0141	-1.980

Run: jb0878
Avg RPM: 5015

<i>J</i>	<i>C_T</i>	<i>C_P</i>	<i>η</i>
0.114	0.1169	0.0601	0.222
0.143	0.1113	0.0589	0.270
0.173	0.1049	0.0575	0.315
0.199	0.0994	0.0562	0.352
0.227	0.0933	0.0546	0.388
0.260	0.0860	0.0526	0.425
0.286	0.0801	0.0510	0.450
0.313	0.0738	0.0493	0.469
0.340	0.0676	0.0477	0.483
0.371	0.0600	0.0455	0.490
0.400	0.0524	0.0433	0.485
0.433	0.0437	0.0405	0.467
0.454	0.0379	0.0387	0.444
0.485	0.0292	0.0360	0.393
0.513	0.0210	0.0335	0.322
0.543	0.0126	0.0308	0.221
0.571	0.0041	0.0282	0.084

Run: jb0879
Avg RPM: 4998

<i>J</i>	<i>C_T</i>	<i>C_P</i>	<i>η</i>
0.483	0.0296	0.0361	0.395
0.515	0.0205	0.0334	0.317
0.542	0.0126	0.0308	0.221
0.571	0.0037	0.0280	0.076
0.599	-0.0049	0.0253	-0.116
0.630	-0.0148	0.0221	-0.422
0.653	-0.0216	0.0209	-0.674

GWS
Slow Flyer
10×8

Figs. 5.320–5.322

Run: jb0881			
Avg RPM: 2999			
<i>J</i>	<i>C_T</i>	<i>C_P</i>	<i>η</i>
0.188	0.1274	0.0782	0.306
0.238	0.1196	0.0772	0.369
0.285	0.1131	0.0767	0.420
0.335	0.1014	0.0731	0.465

0.379	0.0916	0.0699	0.497
0.437	0.0774	0.0646	0.524
0.484	0.0675	0.0612	0.533
0.533	0.0557	0.0565	0.525
0.585	0.0425	0.0510	0.487
0.620	0.0330	0.0468	0.436
0.678	0.0171	0.0400	0.290
0.726	0.0034	0.0342	0.071
0.770	-0.0106	0.0277	-0.294
0.816	-0.0259	0.0207	-1.018
0.863	-0.0410	0.0139	-2.545
0.911	-0.0571	0.0068	-7.670

Run: jb0882
Avg RPM: 4015

<i>J</i>	<i>C_T</i>	<i>C_P</i>	<i>η</i>
0.145	0.1354	0.0793	0.248
0.178	0.1308	0.0788	0.296
0.213	0.1257	0.0781	0.343
0.252	0.1189	0.0768	0.390
0.288	0.1124	0.0755	0.429
0.324	0.1049	0.0734	0.463
0.359	0.0970	0.0710	0.491
0.396	0.0875	0.0675	0.513
0.437	0.0776	0.0639	0.530
0.467	0.0698	0.0607	0.537
0.504	0.0603	0.0569	0.535
0.544	0.0505	0.0529	0.519
0.570	0.0429	0.0495	0.494
0.609	0.0328	0.0453	0.441
0.648	0.0219	0.0407	0.348
0.683	0.0113	0.0362	0.214
0.719	0.0006	0.0316	0.014

Run: jb0883
Avg RPM: 3995

<i>J</i>	<i>C_T</i>	<i>C_P</i>	<i>η</i>
0.605	0.0334	0.0455	0.445
0.647	0.0218	0.0405	0.348
0.683	0.0113	0.0361	0.214
0.717	0.0007	0.0315	0.017
0.751	-0.0102	0.0267	-0.287
0.790	-0.0229	0.0211	-0.860
0.824	-0.0344	0.0162	-1.748
0.864	-0.0474	0.0106	-3.858

Run: jb0884
Avg RPM: 5021

<i>J</i>	<i>C_T</i>	<i>C_P</i>	<i>η</i>
0.117	0.1409	0.0805	0.205
0.144	0.1372	0.0800	0.248
0.171	0.1324	0.0789	0.288
0.197	0.1289	0.0785	0.323
0.227	0.1237	0.0773	0.363
0.260	0.1175	0.0758	0.403

0.291	0.1121	0.0746	0.437
0.316	0.1065	0.0729	0.462
0.344	0.1000	0.0708	0.486
0.376	0.0920	0.0681	0.508
0.398	0.0860	0.0659	0.520
0.430	0.0774	0.0625	0.533
0.457	0.0701	0.0595	0.538
0.487	0.0620	0.0562	0.537
0.517	0.0539	0.0527	0.528
0.540	0.0474	0.0499	0.513
0.574	0.0380	0.0460	0.475

Run: jb0885
Avg RPM: 5005

J	C_T	C_P	η
0.488	0.0616	0.0560	0.537
0.513	0.0548	0.0530	0.530
0.543	0.0467	0.0496	0.512
0.574	0.0381	0.0460	0.476
0.602	0.0300	0.0426	0.424
0.636	0.0199	0.0384	0.329
0.663	0.0112	0.0347	0.215
0.691	0.0025	0.0310	0.057
0.720	-0.0068	0.0270	-0.182
0.751	-0.0170	0.0227	-0.564

GWS
Slow Flyer
11×4.7
Figs. 5.326–5.328

Run: jb0564
Avg RPM: 3003

J	C_T	C_P	η
0.174	0.0832	0.0423	0.341
0.215	0.0764	0.0412	0.399
0.261	0.0680	0.0397	0.448
0.313	0.0572	0.0375	0.477
0.353	0.0484	0.0358	0.477
0.400	0.0376	0.0335	0.450
0.437	0.0290	0.0315	0.402
0.486	0.0163	0.0285	0.278
0.530	0.0044	0.0254	0.092
0.566	-0.0062	0.0224	-0.157
0.622	-0.0224	0.0181	-0.771
0.662	-0.0347	0.0147	-1.562
0.702	-0.0474	0.0111	-3.005
0.747	-0.0619	0.0069	-6.712
0.746	-0.0618	0.0069	-6.700
0.746	-0.0618	0.0069	-6.700
0.746	-0.0618	0.0069	-6.700

Run: jb0565
Avg RPM: 4000

J	C_T	C_P	η
0.130	0.0966	0.0461	0.273
0.162	0.0906	0.0449	0.326
0.198	0.0837	0.0435	0.380
0.228	0.0775	0.0422	0.419
0.266	0.0697	0.0406	0.457
0.298	0.0620	0.0388	0.475
0.329	0.0552	0.0376	0.485
0.364	0.0471	0.0357	0.480
0.398	0.0388	0.0338	0.457
0.431	0.0307	0.0319	0.415
0.464	0.0219	0.0297	0.343
0.496	0.0130	0.0274	0.236
0.531	0.0033	0.0248	0.071
0.556	-0.0042	0.0228	-0.104
0.592	-0.0148	0.0199	-0.439
0.623	-0.0245	0.0174	-0.876
0.655	-0.0349	0.0144	-1.590

Run: jb0566
Avg RPM: 5003

J	C_T	C_P	η
0.108	0.1055	0.0486	0.234
0.130	0.1015	0.0481	0.274
0.159	0.0961	0.0471	0.324
0.184	0.0905	0.0459	0.362
0.207	0.0859	0.0450	0.395
0.235	0.0795	0.0435	0.430
0.261	0.0735	0.0422	0.455
0.292	0.0668	0.0410	0.476
0.318	0.0597	0.0391	0.485
0.343	0.0534	0.0376	0.486
0.371	0.0463	0.0359	0.478
0.398	0.0393	0.0342	0.457
0.419	0.0335	0.0328	0.429
0.446	0.0262	0.0309	0.379
0.476	0.0174	0.0286	0.290
0.497	0.0113	0.0270	0.208
0.523	0.0033	0.0249	0.069

Run: jb0567
Avg RPM: 4997

J	C_T	C_P	η
0.445	0.0259	0.0307	0.376
0.473	0.0181	0.0287	0.299
0.499	0.0105	0.0267	0.197
0.525	0.0028	0.0247	0.059
0.550	-0.0049	0.0227	-0.119
0.576	-0.0130	0.0206	-0.366
0.607	-0.0227	0.0181	-0.763
0.633	-0.0311	0.0158	-1.251
0.661	-0.0401	0.0134	-1.977

0.685	-0.0484	0.0112	-2.951
0.712	-0.0575	0.0087	-4.694
0.739	-0.0666	0.0063	-7.760
0.739	-0.0667	0.0064	-7.749
0.739	-0.0667	0.0064	-7.749

Run: jb0568
Avg RPM: 6006

J	C_T	C_P	η
0.085	0.1126	0.0500	0.192
0.109	0.1084	0.0494	0.240
0.129	0.1046	0.0488	0.277
0.154	0.0999	0.0481	0.321
0.175	0.0957	0.0472	0.355
0.197	0.0908	0.0462	0.387
0.219	0.0859	0.0451	0.417
0.243	0.0803	0.0438	0.445
0.263	0.0751	0.0426	0.463
0.287	0.0689	0.0413	0.479
0.304	0.0642	0.0402	0.486
0.328	0.0578	0.0387	0.491
0.352	0.0513	0.0371	0.487
0.375	0.0451	0.0355	0.476
0.392	0.0402	0.0342	0.460
0.415	0.0333	0.0325	0.427
0.435	0.0273	0.0308	0.386

Run: jb0569
Avg RPM: 6005

J	C_T	C_P	η
0.370	0.0462	0.0357	0.478
0.392	0.0396	0.0340	0.457
0.414	0.0333	0.0324	0.426
0.437	0.0265	0.0306	0.379
0.462	0.0192	0.0288	0.309
0.482	0.0129	0.0271	0.230
0.502	0.0067	0.0255	0.132
0.526	-0.0007	0.0237	-0.016
0.550	-0.0082	0.0217	-0.208
0.572	-0.0152	0.0202	-0.429
0.592	-0.0213	0.0193	-0.654
0.616	-0.0286	0.0194	-0.906
0.635	-0.0350	0.0189	-1.173
0.658	-0.0421	0.0181	-1.527
0.676	-0.0484	0.0173	-1.889
0.702	-0.0564	0.0178	-2.225
0.702	-0.0563	0.0179	-2.209
0.702	-0.0563	0.0179	-2.209

GWS
Slow Flyer
11×8
Figs. 5.332–5.334

Run: kt0650

Avg RPM: 3011

J	C_T	C_P	η
0.172	0.1266	0.0702	0.311
0.216	0.1205	0.0697	0.373
0.264	0.1115	0.0679	0.433
0.302	0.1041	0.0663	0.474
0.355	0.0926	0.0630	0.522
0.393	0.0841	0.0602	0.550
0.444	0.0724	0.0562	0.572
0.476	0.0650	0.0535	0.578
0.524	0.0534	0.0492	0.569
0.580	0.0394	0.0439	0.521
0.609	0.0318	0.0408	0.474
0.662	0.0164	0.0344	0.317
0.701	0.0051	0.0296	0.120
0.742	-0.0079	0.0243	-0.242
0.788	-0.0226	0.0181	-0.982
0.831	-0.0365	0.0121	-2.509

Run: rd0651

Avg RPM: 4014

J	C_T	C_P	η
0.128	0.1360	0.0731	0.237
0.171	0.1300	0.0721	0.309
0.195	0.1266	0.0716	0.344
0.227	0.1215	0.0708	0.390
0.258	0.1165	0.0699	0.429
0.297	0.1086	0.0679	0.475
0.327	0.1024	0.0663	0.504
0.364	0.0940	0.0637	0.537
0.390	0.0882	0.0618	0.556
0.427	0.0788	0.0585	0.575
0.465	0.0692	0.0549	0.586
0.496	0.0613	0.0519	0.586
0.524	0.0534	0.0487	0.575
0.556	0.0449	0.0453	0.551
0.590	0.0355	0.0415	0.504
0.622	0.0264	0.0378	0.434
0.656	0.0162	0.0337	0.316

Run: rd0652

Avg RPM: 3998

J	C_T	C_P	η
0.558	0.0438	0.0449	0.544
0.584	0.0366	0.0420	0.508
0.624	0.0253	0.0374	0.423
0.655	0.0161	0.0336	0.313
0.690	0.0052	0.0291	0.123

0.728	-0.0068	0.0243	-0.202
0.754	-0.0155	0.0207	-0.567
0.786	-0.0260	0.0163	-1.254
0.827	-0.0395	0.0107	-3.042
0.858	-0.0503	0.0064	-6.775

Run: rd0653

Avg RPM: 5017

J	C_T	C_P	η
0.102	0.1436	0.0773	0.190
0.131	0.1401	0.0764	0.240
0.157	0.1359	0.0754	0.283
0.181	0.1324	0.0746	0.322
0.207	0.1280	0.0736	0.361
0.235	0.1236	0.0727	0.399
0.263	0.1179	0.0711	0.436
0.289	0.1133	0.0701	0.467
0.316	0.1067	0.0679	0.497
0.342	0.1006	0.0660	0.521
0.369	0.0945	0.0642	0.544
0.397	0.0880	0.0620	0.564
0.417	0.0823	0.0597	0.575
0.441	0.0757	0.0572	0.584
0.471	0.0676	0.0540	0.590
0.495	0.0607	0.0513	0.586
0.523	0.0526	0.0480	0.573

Run: rd0654

Avg RPM: 5009

J	C_T	C_P	η
0.446	0.0743	0.0567	0.585
0.472	0.0668	0.0537	0.587
0.503	0.0582	0.0502	0.582
0.522	0.0526	0.0480	0.572
0.556	0.0427	0.0439	0.540
0.573	0.0376	0.0419	0.516
0.603	0.0283	0.0380	0.450
0.628	0.0206	0.0348	0.372
0.655	0.0122	0.0314	0.254
0.682	0.0037	0.0279	0.089
0.712	-0.0066	0.0239	-0.196
0.736	-0.0164	0.0231	-0.522
0.755	-0.0239	0.0214	-0.844

Run: rd0655

Avg RPM: 5712

J	C_T	C_P	η
0.117	0.1438	0.0793	0.212
0.139	0.1410	0.0783	0.250
0.162	0.1376	0.0773	0.289
0.185	0.1342	0.0764	0.325
0.205	0.1306	0.0754	0.356
0.230	0.1263	0.0742	0.391
0.255	0.1210	0.0727	0.424
0.277	0.1167	0.0714	0.453

0.298	0.1124	0.0701	0.477
0.324	0.1061	0.0681	0.506
0.346	0.1006	0.0662	0.526
0.368	0.0952	0.0643	0.544
0.394	0.0885	0.0619	0.563
0.411	0.0837	0.0601	0.573
0.436	0.0764	0.0571	0.583
0.456	0.0709	0.0551	0.588

Run: rd0656

Avg RPM: 5704

J	C_T	C_P	η
0.391	0.0889	0.0620	0.561
0.413	0.0829	0.0596	0.574
0.432	0.0776	0.0575	0.583
0.460	0.0693	0.0542	0.588
0.480	0.0632	0.0518	0.586
0.506	0.0555	0.0486	0.577
0.525	0.0499	0.0463	0.565
0.551	0.0415	0.0429	0.533
0.574	0.0342	0.0400	0.491
0.602	0.0259	0.0366	0.426
0.620	0.0194	0.0339	0.355
0.648	0.0102	0.0301	0.221
0.666	0.0043	0.0279	0.102
0.693	-0.0050	0.0241	-0.143
0.718	-0.0144	0.0275	-0.378
0.718	-0.0146	0.0278	-0.377
0.718	-0.0146	0.0278	-0.377
0.718	-0.0146	0.0278	-0.377
0.718	-0.0146	0.0278	-0.377
0.718	-0.0146	0.0278	-0.377

Kyosho

9×6

Figs. 5.338–5.340

Run: jb1040

Avg RPM: 4009

J	C_T	C_P	η
0.159	0.0940	0.0575	0.260
0.200	0.0880	0.0580	0.302
0.241	0.0807	0.0577	0.337
0.282	0.0729	0.0563	0.365
0.325	0.0651	0.0548	0.386
0.362	0.0587	0.0531	0.400
0.406	0.0506	0.0504	0.408
0.448	0.0430	0.0475	0.406
0.477	0.0381	0.0455	0.399
0.528	0.0282	0.0412	0.362
0.555	0.0230	0.0387	0.330
0.601	0.0138	0.0343	0.242
0.647	0.0039	0.0293	0.086

0.686 -0.0042 0.0252 -0.114
 0.729 -0.0142 0.0196 -0.526
 0.769 -0.0230 0.0146 -1.205
 0.804 -0.0309 0.0100 -2.495

Run: jb1041
 Avg RPM: 5002

J	C_T	C_P	η
0.130	0.1019	0.0569	0.232
0.160	0.0985	0.0575	0.274
0.192	0.0944	0.0581	0.312
0.227	0.0888	0.0583	0.346
0.261	0.0824	0.0580	0.371
0.293	0.0763	0.0572	0.391
0.323	0.0706	0.0561	0.406
0.354	0.0644	0.0546	0.417
0.385	0.0583	0.0530	0.423
0.414	0.0529	0.0514	0.427
0.448	0.0465	0.0491	0.424
0.477	0.0412	0.0471	0.417
0.511	0.0343	0.0441	0.397
0.545	0.0278	0.0413	0.367
0.583	0.0198	0.0376	0.307
0.602	0.0160	0.0359	0.269
0.640	0.0079	0.0319	0.158

Run: jb1042
 Avg RPM: 5002

J	C_T	C_P	η
0.545	0.0273	0.0411	0.363
0.578	0.0206	0.0381	0.313
0.602	0.0158	0.0359	0.265
0.640	0.0077	0.0319	0.155
0.674	0.0001	0.0280	0.003
0.709	-0.0077	0.0236	-0.230
0.737	-0.0138	0.0202	-0.505
0.768	-0.0207	0.0161	-0.988
0.800	-0.0283	0.0117	-1.936
0.833	-0.0361	0.0068	-4.396

Run: jb1043
 Avg RPM: 6033

J	C_T	C_P	η
0.107	0.1054	0.0558	0.202
0.133	0.1035	0.0566	0.242
0.157	0.1015	0.0575	0.278
0.187	0.0979	0.0579	0.316
0.215	0.0946	0.0586	0.347
0.242	0.0904	0.0587	0.372
0.267	0.0860	0.0585	0.393
0.293	0.0811	0.0581	0.409
0.319	0.0757	0.0573	0.421
0.345	0.0703	0.0563	0.431
0.370	0.0652	0.0551	0.438
0.398	0.0601	0.0538	0.444

0.424 0.0552 0.0523 0.447
 0.453 0.0490 0.0502 0.443
 0.478 0.0446 0.0485 0.439
 0.503 0.0393 0.0465 0.425
 0.528 0.0341 0.0443 0.407

Run: jb1044
 Avg RPM: 6024

J	C_T	C_P	η
0.448	0.0501	0.0505	0.443
0.478	0.0441	0.0484	0.435
0.503	0.0390	0.0463	0.424
0.530	0.0338	0.0441	0.405
0.556	0.0282	0.0417	0.375
0.582	0.0226	0.0394	0.334
0.614	0.0157	0.0363	0.266
0.642	0.0099	0.0334	0.191
0.670	0.0038	0.0302	0.083
0.694	-0.0014	0.0274	-0.036
0.725	-0.0086	0.0233	-0.268
0.746	-0.0131	0.0208	-0.470
0.783	-0.0220	0.0154	-1.117
0.806	-0.0278	0.0119	-1.886
0.829	-0.0337	0.0083	-3.344

Run: jb1045
 Avg RPM: 6817

J	C_T	C_P	η
0.095	0.1066	0.0550	0.184
0.118	0.1053	0.0559	0.222
0.142	0.1036	0.0567	0.260
0.164	0.1017	0.0574	0.291
0.188	0.0994	0.0581	0.322
0.214	0.0963	0.0587	0.352
0.237	0.0931	0.0589	0.375
0.259	0.0896	0.0588	0.395
0.282	0.0853	0.0586	0.411
0.305	0.0809	0.0582	0.424
0.329	0.0760	0.0575	0.435
0.351	0.0715	0.0567	0.443
0.375	0.0668	0.0556	0.450
0.401	0.0613	0.0541	0.454
0.429	0.0560	0.0525	0.457
0.450	0.0517	0.0513	0.454
0.473	0.0473	0.0498	0.449

Run: jb1046
 Avg RPM: 6819

J	C_T	C_P	η
0.396	0.0622	0.0546	0.452
0.424	0.0566	0.0528	0.454
0.446	0.0524	0.0515	0.453
0.472	0.0468	0.0496	0.445
0.492	0.0433	0.0484	0.440
0.514	0.0384	0.0461	0.428

0.541 0.0328 0.0440 0.403
 0.564 0.0282 0.0421 0.378
 0.586 0.0236 0.0402 0.345
 0.608 0.0191 0.0383 0.303
 0.635 0.0131 0.0354 0.235
 0.661 0.0076 0.0326 0.154
 0.682 0.0031 0.0303 0.070
 0.712 -0.0035 0.0266 -0.095
 0.731 -0.0082 0.0238 -0.251
 0.758 -0.0145 0.0202 -0.546

Kyosho
10×6

Figs. 5.344–5.346

Run: jb0763
 Avg RPM: 4009

J	C_T	C_P	η
0.146	0.0917	0.0566	0.237
0.180	0.0892	0.0565	0.284
0.213	0.0862	0.0562	0.327
0.253	0.0824	0.0558	0.374
0.290	0.0790	0.0550	0.417
0.326	0.0746	0.0539	0.451
0.364	0.0689	0.0527	0.476
0.400	0.0633	0.0513	0.493
0.439	0.0560	0.0490	0.502
0.470	0.0495	0.0467	0.498
0.504	0.0421	0.0435	0.487
0.548	0.0325	0.0391	0.455
0.582	0.0248	0.0355	0.407
0.614	0.0176	0.0320	0.338
0.650	0.0086	0.0274	0.205
0.685	-0.0004	0.0225	-0.012
0.721	-0.0098	0.0171	-0.412

Run: jb0764
 Avg RPM: 5021

J	C_T	C_P	η
0.116	0.0952	0.0559	0.197
0.143	0.0934	0.0558	0.239
0.171	0.0913	0.0560	0.278
0.204	0.0883	0.0557	0.323
0.232	0.0854	0.0554	0.358
0.261	0.0835	0.0547	0.398
0.290	0.0803	0.0543	0.428
0.319	0.0767	0.0536	0.455
0.343	0.0739	0.0530	0.478
0.373	0.0693	0.0521	0.496
0.402	0.0646	0.0510	0.510
0.434	0.0590	0.0494	0.518
0.459	0.0542	0.0478	0.521
0.489	0.0481	0.0456	0.516

0.513 0.0431 0.0436 0.507
 0.547 0.0353 0.0402 0.480
 0.570 0.0305 0.0381 0.456

Run: jb0765
 Avg RPM: 5006

J	C_T	C_P	η
0.488	0.0481	0.0457	0.514
0.515	0.0424	0.0435	0.503
0.549	0.0349	0.0402	0.476
0.577	0.0286	0.0373	0.442
0.598	0.0240	0.0351	0.410
0.633	0.0157	0.0310	0.320
0.663	0.0086	0.0273	0.208
0.694	0.0006	0.0230	0.018
0.720	-0.0067	0.0189	-0.255
0.755	-0.0160	0.0134	-0.900
0.783	-0.0229	0.0094	-1.915

Run: jb0766
 Avg RPM: 6022

J	C_T	C_P	η
0.092	0.0981	0.0559	0.161
0.118	0.0966	0.0559	0.204
0.145	0.0948	0.0558	0.246
0.167	0.0932	0.0558	0.278
0.194	0.0917	0.0552	0.322
0.218	0.0892	0.0548	0.355
0.240	0.0871	0.0546	0.383
0.267	0.0848	0.0538	0.420
0.290	0.0821	0.0537	0.443
0.314	0.0789	0.0534	0.464
0.335	0.0761	0.0530	0.480
0.359	0.0726	0.0525	0.497
0.382	0.0692	0.0519	0.509
0.406	0.0651	0.0509	0.519
0.433	0.0604	0.0496	0.528
0.455	0.0563	0.0484	0.529
0.478	0.0520	0.0470	0.530

Run: jb0767
 Avg RPM: 6016

J	C_T	C_P	η
0.408	0.0646	0.0507	0.519
0.433	0.0605	0.0497	0.528
0.459	0.0557	0.0482	0.530
0.478	0.0520	0.0469	0.529
0.501	0.0474	0.0453	0.525
0.529	0.0414	0.0429	0.510
0.551	0.0368	0.0410	0.494
0.573	0.0319	0.0388	0.470
0.596	0.0268	0.0365	0.437
0.626	0.0198	0.0332	0.374
0.647	0.0148	0.0307	0.312
0.676	0.0077	0.0270	0.194

0.695 0.0030 0.0243 0.084
 0.726 -0.0056 0.0195 -0.208
 0.748 -0.0117 0.0160 -0.547
 0.771 -0.0181 0.0121 -1.156
 0.797 -0.0251 0.0080 -2.492

Run: jb0768
 Avg RPM: 6511

J	C_T	C_P	η
0.090	0.0989	0.0559	0.159
0.116	0.0972	0.0558	0.202
0.135	0.0960	0.0558	0.232
0.154	0.0944	0.0558	0.261
0.177	0.0943	0.0553	0.302
0.199	0.0921	0.0549	0.335
0.222	0.0904	0.0544	0.368
0.243	0.0885	0.0540	0.398
0.271	0.0848	0.0537	0.428
0.290	0.0829	0.0538	0.446
0.311	0.0796	0.0533	0.465
0.333	0.0770	0.0531	0.483
0.355	0.0737	0.0526	0.497
0.377	0.0702	0.0520	0.510
0.398	0.0671	0.0514	0.521
0.419	0.0635	0.0504	0.528
0.441	0.0599	0.0494	0.534

Run: jb0769
 Avg RPM: 6510

J	C_T	C_P	η
0.378	0.0701	0.0519	0.509
0.401	0.0665	0.0512	0.521
0.421	0.0629	0.0503	0.527
0.442	0.0595	0.0494	0.533
0.464	0.0553	0.0480	0.535
0.489	0.0505	0.0465	0.532
0.513	0.0456	0.0446	0.524
0.529	0.0422	0.0433	0.516
0.555	0.0370	0.0411	0.499
0.578	0.0318	0.0389	0.473
0.598	0.0276	0.0370	0.446
0.624	0.0213	0.0339	0.392
0.644	0.0167	0.0317	0.339
0.670	0.0105	0.0285	0.246
0.688	0.0058	0.0261	0.154
0.714	-0.0012	0.0221	-0.038
0.730	-0.0052	0.0197	-0.193
0.756	-0.0125	0.0155	-0.611
0.779	-0.0193	0.0116	-1.298
0.801	-0.0248	0.0082	-2.432

Kyosho
10×7
 Figs. 5.350–5.352

Run: rd0771
 Avg RPM: 3997

J	C_T	C_P	η
0.144	0.1005	0.0651	0.222
0.177	0.1000	0.0649	0.273
0.216	0.0984	0.0651	0.326
0.257	0.0956	0.0659	0.373
0.294	0.0920	0.0663	0.409
0.330	0.0886	0.0667	0.439
0.364	0.0842	0.0665	0.461
0.404	0.0796	0.0660	0.487
0.438	0.0748	0.0653	0.502
0.471	0.0698	0.0643	0.512
0.501	0.0652	0.0632	0.517
0.541	0.0575	0.0609	0.511
0.573	0.0510	0.0585	0.500
0.613	0.0415	0.0541	0.470
0.642	0.0341	0.0503	0.435
0.686	0.0233	0.0443	0.360
0.726	0.0131	0.0382	0.248

Run: rd0772
 Avg RPM: 3998

J	C_T	C_P	η
0.610	0.0418	0.0545	0.468
0.644	0.0341	0.0505	0.435
0.687	0.0229	0.0442	0.355
0.719	0.0146	0.0392	0.267
0.756	0.0047	0.0332	0.108
0.795	-0.0058	0.0265	-0.175
0.829	-0.0144	0.0210	-0.567
0.865	-0.0233	0.0149	-1.353
0.901	-0.0321	0.0085	-3.390

Run: rd0773
 Avg RPM: 4975

J	C_T	C_P	η
0.112	0.1063	0.0634	0.188
0.144	0.1079	0.0628	0.248
0.175	0.1055	0.0636	0.290
0.203	0.1032	0.0642	0.326
0.235	0.1003	0.0647	0.364
0.264	0.0975	0.0652	0.395
0.294	0.0946	0.0656	0.423
0.324	0.0913	0.0659	0.450
0.353	0.0879	0.0659	0.471
0.382	0.0846	0.0660	0.490
0.407	0.0815	0.0658	0.504
0.436	0.0776	0.0654	0.517

0.468 0.0728 0.0646 0.528
 0.491 0.0697 0.0640 0.535
 0.519 0.0654 0.0630 0.538
 0.546 0.0609 0.0618 0.538
 0.573 0.0560 0.0603 0.532

Run: rd0774
 Avg RPM: 5001

J	C_T	C_P	η
0.489	0.0697	0.0640	0.533
0.520	0.0649	0.0630	0.536
0.547	0.0607	0.0619	0.537
0.573	0.0559	0.0602	0.531
0.606	0.0487	0.0576	0.513
0.631	0.0435	0.0553	0.496
0.661	0.0365	0.0521	0.464
0.692	0.0284	0.0477	0.411
0.720	0.0205	0.0433	0.341
0.749	0.0121	0.0383	0.237
0.785	0.0019	0.0321	0.047
0.813	-0.0059	0.0271	-0.177
0.841	-0.0136	0.0218	-0.523
0.871	-0.0216	0.0162	-1.161
0.897	-0.0284	0.0113	-2.252

Run: rd0775
 Avg RPM: 5967

J	C_T	C_P	η
0.097	0.1129	0.0611	0.179
0.124	0.1110	0.0618	0.223
0.144	0.1099	0.0624	0.254
0.170	0.1078	0.0630	0.290
0.193	0.1058	0.0635	0.322
0.220	0.1036	0.0642	0.355
0.244	0.1014	0.0647	0.383
0.265	0.0989	0.0649	0.404
0.291	0.0960	0.0652	0.429
0.314	0.0934	0.0653	0.450
0.342	0.0903	0.0654	0.472
0.365	0.0874	0.0654	0.488
0.387	0.0854	0.0657	0.503
0.411	0.0821	0.0654	0.516
0.435	0.0788	0.0652	0.526
0.458	0.0753	0.0646	0.535
0.482	0.0720	0.0641	0.542

Run: rd0776
 Avg RPM: 6017

J	C_T	C_P	η
0.408	0.0822	0.0653	0.514
0.433	0.0790	0.0651	0.526
0.455	0.0759	0.0646	0.534
0.479	0.0725	0.0641	0.542
0.502	0.0689	0.0633	0.547
0.526	0.0653	0.0625	0.550

0.549 0.0616 0.0615 0.550
 0.578 0.0567 0.0600 0.546
 0.600 0.0526 0.0586 0.539
 0.623 0.0487 0.0573 0.529
 0.649 0.0432 0.0550 0.510
 0.676 0.0374 0.0523 0.483
 0.698 0.0324 0.0499 0.453
 0.719 0.0268 0.0470 0.410
 0.748 0.0184 0.0424 0.325
 0.770 0.0124 0.0390 0.245
 0.790 0.0066 0.0357 0.146
 0.814 -0.0003 0.0313 -0.007
 0.845 -0.0099 0.0247 -0.339
 0.860 -0.0142 0.0218 -0.562
 0.893 -0.0241 0.0146 -1.475
 0.918 -0.0309 0.0095 -2.992

Run: rd0777
 Avg RPM: 6471

J	C_T	C_P	η
0.088	0.1135	0.0605	0.165
0.114	0.1121	0.0613	0.209
0.135	0.1110	0.0621	0.242
0.156	0.1094	0.0625	0.274
0.177	0.1077	0.0631	0.302
0.202	0.1056	0.0637	0.335
0.225	0.1034	0.0641	0.363
0.246	0.1016	0.0647	0.386
0.268	0.0993	0.0649	0.410
0.291	0.0970	0.0652	0.432
0.313	0.0944	0.0653	0.452
0.335	0.0919	0.0654	0.470
0.356	0.0892	0.0655	0.485
0.379	0.0864	0.0655	0.501
0.401	0.0837	0.0654	0.513
0.423	0.0808	0.0652	0.524
0.445	0.0777	0.0649	0.533

Run: rd0778
 Avg RPM: 6506

J	C_T	C_P	η
0.380	0.0862	0.0654	0.501
0.405	0.0831	0.0653	0.515
0.423	0.0808	0.0652	0.524
0.445	0.0776	0.0647	0.534
0.467	0.0745	0.0643	0.541
0.488	0.0713	0.0637	0.547
0.511	0.0679	0.0629	0.551
0.531	0.0647	0.0621	0.553
0.557	0.0606	0.0610	0.553
0.577	0.0573	0.0601	0.550
0.599	0.0535	0.0588	0.545
0.622	0.0492	0.0573	0.534
0.644	0.0456	0.0559	0.525

0.664 0.0415 0.0542 0.508
 0.691 0.0358 0.0517 0.479
 0.708 0.0314 0.0493 0.451
 0.736 0.0244 0.0459 0.391
 0.754 0.0195 0.0431 0.340
 0.781 0.0121 0.0391 0.241
 0.798 0.0072 0.0363 0.158
 0.825 -0.0007 0.0313 -0.018
 0.840 -0.0049 0.0285 -0.145
 0.868 -0.0138 0.0223 -0.538
 0.884 -0.0182 0.0190 -0.848

Kyosho
11×7
 Figs. 5.356–5.358

Run: kt0705
 Avg RPM: 3003

J	C_T	C_P	η
0.173	0.0970	0.0543	0.309
0.218	0.0923	0.0548	0.367
0.259	0.0876	0.0550	0.413
0.304	0.0823	0.0550	0.455
0.354	0.0746	0.0542	0.488
0.391	0.0681	0.0529	0.503
0.438	0.0573	0.0499	0.503
0.474	0.0500	0.0475	0.499
0.526	0.0395	0.0429	0.485
0.577	0.0298	0.0383	0.449
0.611	0.0234	0.0352	0.406
0.666	0.0123	0.0291	0.281
0.699	0.0050	0.0249	0.140
0.746	-0.0050	0.0190	-0.197
0.789	-0.0138	0.0136	-0.796
0.836	-0.0241	0.0071	-2.850

Run: kt0706
 Avg RPM: 3995

J	C_T	C_P	η
0.130	0.1032	0.0527	0.255
0.164	0.1006	0.0534	0.309
0.198	0.0979	0.0542	0.359
0.233	0.0946	0.0546	0.403
0.265	0.0917	0.0551	0.441
0.297	0.0879	0.0553	0.472
0.331	0.0837	0.0552	0.502
0.364	0.0789	0.0548	0.524
0.392	0.0751	0.0544	0.541
0.426	0.0692	0.0534	0.551
0.457	0.0628	0.0517	0.555
0.490	0.0558	0.0496	0.551
0.525	0.0479	0.0466	0.540
0.558	0.0403	0.0433	0.520

0.591 0.0331 0.0400 0.488
 0.624 0.0261 0.0365 0.445
 0.656 0.0186 0.0326 0.375

Run: kt0707
 Avg RPM: 3999

J	C_T	C_P	η
0.555	0.0406	0.0434	0.518
0.592	0.0328	0.0399	0.487
0.624	0.0256	0.0363	0.440
0.646	0.0209	0.0338	0.400
0.688	0.0112	0.0286	0.270
0.722	0.0033	0.0241	0.100
0.752	-0.0032	0.0203	-0.119
0.793	-0.0126	0.0145	-0.690
0.828	-0.0202	0.0096	-1.738

Run: jb0708
 Avg RPM: 4991

J	C_T	C_P	η
0.108	0.1054	0.0516	0.220
0.133	0.1037	0.0522	0.264
0.160	0.1022	0.0530	0.308
0.184	0.1002	0.0535	0.344
0.212	0.0980	0.0540	0.384
0.239	0.0953	0.0543	0.420
0.263	0.0930	0.0546	0.448
0.293	0.0900	0.0551	0.479
0.320	0.0869	0.0552	0.505
0.345	0.0844	0.0554	0.526
0.369	0.0812	0.0551	0.543
0.394	0.0771	0.0546	0.556
0.424	0.0729	0.0543	0.570
0.445	0.0691	0.0535	0.574
0.471	0.0648	0.0527	0.579
0.496	0.0596	0.0511	0.577
0.519	0.0546	0.0495	0.572

Run: jb0709
 Avg RPM: 5004

J	C_T	C_P	η
0.444	0.0693	0.0537	0.574
0.472	0.0642	0.0524	0.577
0.495	0.0593	0.0509	0.576
0.519	0.0540	0.0492	0.570
0.550	0.0471	0.0465	0.557
0.574	0.0420	0.0444	0.544
0.607	0.0340	0.0406	0.508
0.624	0.0303	0.0389	0.486
0.660	0.0209	0.0340	0.406
0.686	0.0150	0.0309	0.333
0.712	0.0088	0.0274	0.229
0.738	0.0027	0.0239	0.084
0.766	-0.0036	0.0201	-0.139
0.792	-0.0094	0.0165	-0.451

0.819 -0.0158 0.0125 -1.031
 0.845 -0.0216 0.0087 -2.111

Run: jb0710
 Avg RPM: 5987

J	C_T	C_P	η
0.090	0.1071	0.0509	0.190
0.109	0.1062	0.0515	0.224
0.129	0.1046	0.0519	0.261
0.154	0.1028	0.0524	0.302
0.176	0.1013	0.0530	0.337
0.195	0.0999	0.0535	0.364
0.219	0.0980	0.0539	0.397
0.243	0.0961	0.0544	0.429
0.265	0.0940	0.0547	0.455
0.287	0.0920	0.0551	0.479
0.309	0.0898	0.0554	0.501
0.328	0.0876	0.0554	0.518
0.350	0.0852	0.0555	0.537
0.372	0.0824	0.0554	0.554
0.394	0.0795	0.0552	0.567
0.416	0.0765	0.0551	0.578
0.437	0.0735	0.0547	0.587

Run: jb0711
 Avg RPM: 6014

J	C_T	C_P	η
0.372	0.0821	0.0553	0.553
0.393	0.0796	0.0553	0.566
0.415	0.0766	0.0551	0.578
0.436	0.0735	0.0546	0.588
0.457	0.0702	0.0541	0.593
0.477	0.0667	0.0534	0.596
0.498	0.0627	0.0523	0.597
0.524	0.0572	0.0507	0.592
0.547	0.0525	0.0490	0.587
0.567	0.0486	0.0476	0.579
0.593	0.0424	0.0449	0.559
0.612	0.0381	0.0429	0.542
0.637	0.0315	0.0398	0.505
0.655	0.0272	0.0377	0.472
0.680	0.0210	0.0346	0.413
0.698	0.0169	0.0325	0.365
0.725	0.0101	0.0286	0.255
0.742	0.0061	0.0263	0.173
0.759	0.0021	0.0240	0.066
0.789	-0.0050	0.0197	-0.201
0.813	-0.0102	0.0164	-0.507
0.831	-0.0144	0.0138	-0.867
0.855	-0.0205	0.0099	-1.770
0.877	-0.0258	0.0063	-3.596

Kyosho
11×9
 Figs. 5.362–5.364

Run: rd0607
 Avg RPM: 3006

J	C_T	C_P	η
0.175	0.1020	0.0667	0.268
0.217	0.1000	0.0673	0.322
0.266	0.0959	0.0675	0.378
0.311	0.0928	0.0677	0.426
0.354	0.0892	0.0677	0.466
0.398	0.0849	0.0676	0.499
0.437	0.0802	0.0674	0.521
0.479	0.0747	0.0665	0.538
0.526	0.0680	0.0649	0.551
0.574	0.0598	0.0623	0.551
0.613	0.0534	0.0602	0.544
0.663	0.0442	0.0560	0.522
0.697	0.0380	0.0533	0.496
0.744	0.0279	0.0476	0.436
0.791	0.0179	0.0416	0.340
0.817	0.0127	0.0387	0.268
0.876	-0.0005	0.0299	-0.014

Run: rd0608
 Avg RPM: 4000

J	C_T	C_P	η
0.128	0.1106	0.0645	0.220
0.168	0.1079	0.0653	0.277
0.197	0.1054	0.0656	0.317
0.228	0.1034	0.0664	0.356
0.266	0.0999	0.0666	0.399
0.299	0.0991	0.0679	0.436
0.331	0.0958	0.0681	0.466
0.361	0.0932	0.0686	0.491
0.394	0.0899	0.0689	0.514
0.427	0.0861	0.0687	0.535
0.459	0.0824	0.0685	0.552
0.491	0.0782	0.0680	0.564
0.523	0.0737	0.0672	0.573
0.555	0.0685	0.0662	0.575
0.592	0.0623	0.0643	0.573
0.620	0.0575	0.0627	0.568
0.661	0.0500	0.0598	0.553

Run: rd0609
 Avg RPM: 3999

J	C_T	C_P	η
0.556	0.0681	0.0658	0.575
0.586	0.0627	0.0643	0.571
0.622	0.0569	0.0624	0.567
0.655	0.0508	0.0600	0.554

0.687	0.0448	0.0573	0.537
0.721	0.0381	0.0542	0.506
0.752	0.0310	0.0503	0.463
0.786	0.0234	0.0461	0.400
0.818	0.0164	0.0421	0.318
0.858	0.0068	0.0360	0.163
0.889	-0.0011	0.0308	-0.031
0.923	-0.0092	0.0254	-0.333
0.957	-0.0176	0.0197	-0.853
0.991	-0.0256	0.0142	-1.784
1.023	-0.0340	0.0084	-4.146

Run: rd0610
Avg RPM: 4996

J	C_T	C_P	η
0.104	0.1131	0.0625	0.188
0.137	0.1119	0.0634	0.242
0.157	0.1106	0.0638	0.273
0.186	0.1094	0.0647	0.315
0.210	0.1079	0.0652	0.348
0.237	0.1061	0.0659	0.382
0.265	0.1038	0.0664	0.414
0.290	0.1019	0.0671	0.440
0.318	0.0995	0.0675	0.469
0.343	0.0969	0.0678	0.491
0.371	0.0944	0.0681	0.515
0.397	0.0914	0.0683	0.532
0.420	0.0895	0.0687	0.547
0.446	0.0864	0.0686	0.561
0.472	0.0832	0.0686	0.573
0.498	0.0798	0.0683	0.582
0.523	0.0760	0.0677	0.588

Run: rd0611
Avg RPM: 5005

J	C_T	C_P	η
0.446	0.0862	0.0687	0.559
0.470	0.0831	0.0683	0.572
0.496	0.0797	0.0682	0.579
0.525	0.0753	0.0673	0.587
0.554	0.0709	0.0664	0.591
0.575	0.0671	0.0654	0.590
0.599	0.0630	0.0641	0.588
0.629	0.0583	0.0628	0.584
0.653	0.0538	0.0611	0.575
0.681	0.0489	0.0593	0.562
0.705	0.0444	0.0572	0.546
0.733	0.0388	0.0546	0.521
0.757	0.0340	0.0522	0.492
0.786	0.0276	0.0489	0.444
0.808	0.0230	0.0462	0.403
0.843	0.0149	0.0415	0.302
0.868	0.0087	0.0376	0.200
0.895	0.0021	0.0335	0.057

0.921	-0.0040	0.0295	-0.125
0.948	-0.0109	0.0250	-0.413
0.973	-0.0173	0.0207	-0.812
1.000	-0.0239	0.0161	-1.488
1.025	-0.0309	0.0113	-2.815
1.053	-0.0385	0.0060	-6.813

Run: rd0614
Avg RPM: 5900

J	C_T	C_P	η
0.084	0.1148	0.0616	0.157
0.109	0.1137	0.0621	0.200
0.131	0.1130	0.0629	0.236
0.157	0.1118	0.0635	0.276
0.180	0.1105	0.0640	0.310
0.201	0.1094	0.0646	0.340
0.223	0.1083	0.0653	0.370
0.243	0.1069	0.0658	0.395
0.270	0.1049	0.0665	0.425
0.289	0.1035	0.0670	0.446
0.311	0.1016	0.0674	0.469
0.336	0.0989	0.0676	0.492
0.357	0.0968	0.0678	0.510
0.377	0.0951	0.0682	0.526
0.399	0.0931	0.0685	0.542
0.424	0.0906	0.0688	0.559
0.444	0.0875	0.0684	0.568

Run: rd0615
Avg RPM: 5905

J	C_T	C_P	η
0.378	0.0952	0.0683	0.526
0.400	0.0928	0.0684	0.542
0.421	0.0909	0.0688	0.556
0.444	0.0888	0.0691	0.570
0.465	0.0855	0.0687	0.579
0.486	0.0826	0.0685	0.587
0.508	0.0799	0.0681	0.596
0.534	0.0758	0.0674	0.601
0.555	0.0727	0.0668	0.604
0.579	0.0683	0.0656	0.602
0.603	0.0645	0.0647	0.601
0.625	0.0604	0.0633	0.597
0.644	0.0570	0.0620	0.592
0.671	0.0525	0.0605	0.582
0.692	0.0484	0.0588	0.569
0.711	0.0445	0.0571	0.555
0.737	0.0398	0.0550	0.533
0.760	0.0352	0.0527	0.507
0.778	0.0319	0.0511	0.485
0.805	0.0265	0.0483	0.441
0.825	0.0221	0.0460	0.397
0.848	0.0171	0.0429	0.337
0.869	0.0121	0.0399	0.263
0.891	0.0071	0.0370	0.172

**Master Airscrew
Electric
9×6**
Figs. 5.368–5.370

Run: kj1018
Avg RPM: 4020

J	C_T	C_P	η
0.156	0.0920	0.0739	0.194
0.197	0.0879	0.0734	0.236
0.236	0.0841	0.0732	0.271
0.276	0.0799	0.0725	0.304
0.320	0.0750	0.0716	0.335
0.355	0.0710	0.0707	0.356
0.394	0.0660	0.0698	0.373
0.432	0.0604	0.0685	0.381
0.477	0.0537	0.0669	0.383
0.519	0.0475	0.0653	0.378
0.552	0.0414	0.0626	0.365
0.595	0.0335	0.0595	0.335
0.627	0.0278	0.0573	0.304
0.675	0.0184	0.0534	0.232
0.707	0.0115	0.0504	0.161
0.752	0.0002	0.0459	0.004
0.792	-0.0102	0.0420	-0.193

Run: kj1019
Avg RPM: 5019

J	C_T	C_P	η
0.126	0.0991	0.0744	0.167
0.157	0.0959	0.0741	0.203
0.188	0.0928	0.0739	0.237
0.219	0.0898	0.0737	0.267
0.255	0.0860	0.0734	0.299
0.286	0.0826	0.0730	0.324
0.318	0.0794	0.0727	0.347
0.353	0.0751	0.0721	0.368
0.380	0.0719	0.0716	0.381
0.416	0.0665	0.0705	0.393
0.440	0.0632	0.0698	0.398
0.471	0.0585	0.0686	0.402
0.507	0.0532	0.0671	0.402
0.536	0.0482	0.0654	0.395
0.570	0.0424	0.0632	0.382
0.598	0.0377	0.0614	0.367
0.635	0.0307	0.0587	0.332

Run: kj1020
Avg RPM: 5011

J	C_T	C_P	η
0.534	0.0482	0.0653	0.395
0.568	0.0427	0.0633	0.383
0.603	0.0366	0.0610	0.361
0.630	0.0318	0.0590	0.340

0.666 0.0244 0.0560 0.290
 0.691 0.0190 0.0538 0.244
 0.727 0.0106 0.0504 0.153
 0.753 0.0039 0.0480 0.061
 0.791 -0.0068 0.0440 -0.123
 0.815 -0.0132 0.0416 -0.259
 0.862 -0.0268 0.0362 -0.638
 0.884 -0.0324 0.0341 -0.840
 0.923 -0.0435 0.0296 -1.356
 0.955 -0.0520 0.0261 -1.900
 0.987 -0.0605 0.0229 -2.610
 1.019 -0.0684 0.0198 -3.525
 1.050 -0.0765 0.0168 -4.784

Run: kj1021
 Avg RPM: 6015

J	C_T	C_P	η
0.106	0.1048	0.0743	0.149
0.130	0.1028	0.0745	0.180
0.157	0.1006	0.0748	0.211
0.186	0.0977	0.0747	0.243
0.211	0.0949	0.0744	0.270
0.240	0.0921	0.0743	0.297
0.266	0.0889	0.0738	0.321
0.290	0.0860	0.0735	0.340
0.320	0.0835	0.0735	0.363
0.342	0.0812	0.0734	0.379
0.368	0.0777	0.0729	0.392
0.399	0.0737	0.0721	0.408
0.420	0.0708	0.0717	0.414
0.446	0.0669	0.0710	0.420
0.471	0.0629	0.0701	0.423
0.502	0.0579	0.0687	0.423
0.528	0.0536	0.0672	0.421

Run: kj1022
 Avg RPM: 6029

J	C_T	C_P	η
0.445	0.0666	0.0708	0.419
0.473	0.0626	0.0699	0.424
0.499	0.0584	0.0688	0.424
0.524	0.0541	0.0674	0.421
0.549	0.0500	0.0661	0.416
0.581	0.0441	0.0639	0.401
0.606	0.0396	0.0624	0.384
0.630	0.0352	0.0606	0.366
0.655	0.0301	0.0586	0.336
0.682	0.0242	0.0563	0.293
0.712	0.0173	0.0536	0.230
0.737	0.0111	0.0513	0.160
0.766	0.0032	0.0485	0.051
0.791	-0.0036	0.0460	-0.061
0.816	-0.0107	0.0433	-0.202
0.846	-0.0191	0.0403	-0.400

0.868 -0.0252 0.0381 -0.574
 0.901 -0.0345 0.0345 -0.902
 0.924 -0.0405 0.0321 -1.168
 0.954 -0.0485 0.0291 -1.593
 0.974 -0.0531 0.0274 -1.887

Run: kt1023
 Avg RPM: 6621

J	C_T	C_P	η
0.093	0.1086	0.0744	0.135
0.120	0.1060	0.0744	0.171
0.143	0.1039	0.0745	0.199
0.166	0.1017	0.0745	0.227
0.192	0.1000	0.0751	0.256
0.218	0.0972	0.0751	0.282
0.242	0.0936	0.0744	0.305
0.264	0.0917	0.0748	0.323
0.287	0.0887	0.0743	0.342
0.312	0.0862	0.0743	0.362
0.335	0.0834	0.0737	0.379
0.358	0.0803	0.0733	0.392
0.382	0.0775	0.0729	0.406
0.406	0.0743	0.0725	0.416
0.429	0.0707	0.0718	0.422
0.453	0.0674	0.0713	0.429
0.481	0.0626	0.0699	0.431

Run: kt1024
 Avg RPM: 6616

J	C_T	C_P	η
0.407	0.0742	0.0727	0.415
0.432	0.0703	0.0717	0.424
0.455	0.0668	0.0709	0.428
0.479	0.0630	0.0700	0.431
0.502	0.0596	0.0691	0.432
0.525	0.0554	0.0678	0.429
0.556	0.0503	0.0662	0.423
0.574	0.0468	0.0648	0.414
0.598	0.0424	0.0635	0.399
0.620	0.0379	0.0615	0.382
0.648	0.0325	0.0596	0.354
0.676	0.0263	0.0571	0.312
0.697	0.0218	0.0554	0.274
0.719	0.0165	0.0533	0.222
0.747	0.0095	0.0508	0.139
0.770	0.0030	0.0485	0.047
0.791	-0.0026	0.0465	-0.044
0.818	-0.0104	0.0437	-0.194
0.842	-0.0169	0.0416	-0.343
0.862	-0.0221	0.0397	-0.479
0.893	-0.0309	0.0363	-0.758
0.914	-0.0364	0.0343	-0.970
0.936	-0.0421	0.0321	-1.229

**Master Airscrew
 Electric
 10×7**
 Figs. 5.374–5.376

Run: jb0755
 Avg RPM: 3016

J	C_T	C_P	η
0.187	0.0971	0.0722	0.252
0.232	0.0933	0.0726	0.298
0.279	0.0876	0.0717	0.341
0.333	0.0811	0.0707	0.382
0.387	0.0735	0.0691	0.411
0.432	0.0671	0.0677	0.428
0.471	0.0614	0.0660	0.438
0.524	0.0526	0.0633	0.436
0.575	0.0436	0.0600	0.418
0.626	0.0336	0.0559	0.376
0.664	0.0261	0.0522	0.332
0.719	0.0141	0.0463	0.219
0.773	0.0011	0.0401	0.022
0.798	-0.0055	0.0367	-0.121
0.857	-0.0226	0.0287	-0.674
0.908	-0.0367	0.0222	-1.501
0.956	-0.0496	0.0163	-2.912

Run: jb0756
 Avg RPM: 4008

J	C_T	C_P	η
0.147	0.1129	0.0728	0.228
0.179	0.1101	0.0732	0.269
0.218	0.1063	0.0736	0.316
0.251	0.0979	0.0735	0.334
0.286	0.0933	0.0733	0.364
0.325	0.0881	0.0726	0.394
0.360	0.0836	0.0718	0.420
0.391	0.0793	0.0710	0.437
0.424	0.0736	0.0694	0.450
0.464	0.0678	0.0685	0.460
0.505	0.0625	0.0673	0.468
0.537	0.0579	0.0662	0.470
0.576	0.0506	0.0637	0.457
0.603	0.0454	0.0614	0.446
0.643	0.0380	0.0584	0.419
0.675	0.0319	0.0555	0.387
0.713	0.0231	0.0511	0.322

Run: jb0757
 Avg RPM: 4006

J	C_T	C_P	η
0.603	0.0456	0.0615	0.447
0.638	0.0396	0.0590	0.428
0.677	0.0313	0.0550	0.384
0.714	0.0231	0.0511	0.323

0.742 0.0162 0.0477 0.252
 0.784 0.0055 0.0431 0.101
 0.820 -0.0046 0.0382 -0.098
 0.856 -0.0146 0.0337 -0.371
 0.896 -0.0270 0.0284 -0.853
 0.926 -0.0355 0.0245 -1.340
 0.963 -0.0460 0.0197 -2.251
 1.000 -0.0562 0.0151 -3.727

Run: jb0758
 Avg RPM: 4998

J	C_T	C_P	η
0.113	0.1210	0.0724	0.189
0.141	0.1196	0.0733	0.231
0.169	0.1173	0.0740	0.269
0.202	0.1186	0.0745	0.321
0.230	0.1150	0.0749	0.353
0.260	0.1090	0.0747	0.379
0.287	0.1072	0.0752	0.409
0.315	0.1025	0.0752	0.430
0.345	0.0986	0.0749	0.454
0.371	0.0931	0.0741	0.467
0.400	0.0886	0.0734	0.483
0.428	0.0835	0.0726	0.492
0.455	0.0785	0.0717	0.499
0.482	0.0724	0.0703	0.497
0.510	0.0685	0.0694	0.503
0.537	0.0646	0.0684	0.507
0.571	0.0597	0.0671	0.508

Run: jb0759
 Avg RPM: 5009

J	C_T	C_P	η
0.482	0.0722	0.0701	0.496
0.510	0.0683	0.0692	0.503
0.542	0.0634	0.0678	0.506
0.569	0.0597	0.0670	0.507
0.596	0.0550	0.0654	0.501
0.622	0.0503	0.0638	0.490
0.656	0.0420	0.0603	0.457
0.681	0.0374	0.0583	0.437
0.715	0.0299	0.0551	0.388
0.743	0.0242	0.0522	0.344
0.767	0.0178	0.0492	0.278
0.798	0.0088	0.0453	0.156
0.832	-0.0003	0.0411	-0.006
0.860	-0.0086	0.0376	-0.197
0.889	-0.0171	0.0341	-0.447
0.917	-0.0260	0.0303	-0.786
0.946	-0.0340	0.0269	-1.195
0.977	-0.0433	0.0229	-1.843
1.003	-0.0504	0.0199	-2.542
1.032	-0.0592	0.0161	-3.803
1.061	-0.0670	0.0126	-5.621

Run: jb0760
 Avg RPM: 5989

J	C_T	C_P	η
0.091	0.1288	0.0712	0.165
0.122	0.1270	0.0724	0.214
0.146	0.1256	0.0732	0.250
0.167	0.1240	0.0739	0.281
0.193	0.1220	0.0747	0.315
0.215	0.1201	0.0754	0.343
0.240	0.1170	0.0757	0.372
0.263	0.1147	0.0762	0.396
0.286	0.1118	0.0764	0.419
0.311	0.1087	0.0766	0.441
0.335	0.1051	0.0764	0.461
0.358	0.1018	0.0762	0.478
0.381	0.0978	0.0757	0.492
0.406	0.0938	0.0752	0.506
0.428	0.0901	0.0747	0.516
0.452	0.0859	0.0740	0.524
0.474	0.0815	0.0730	0.529

Run: jb0761
 Avg RPM: 6017

J	C_T	C_P	η
0.406	0.0937	0.0752	0.506
0.433	0.0892	0.0746	0.517
0.455	0.0851	0.0738	0.524
0.475	0.0812	0.0729	0.529
0.497	0.0771	0.0721	0.532
0.520	0.0733	0.0712	0.535
0.543	0.0693	0.0702	0.536
0.570	0.0642	0.0687	0.533
0.598	0.0589	0.0670	0.525
0.619	0.0549	0.0655	0.518
0.641	0.0501	0.0636	0.505
0.671	0.0443	0.0613	0.485
0.692	0.0395	0.0591	0.462
0.714	0.0346	0.0571	0.432
0.741	0.0286	0.0542	0.391
0.762	0.0231	0.0516	0.342
0.783	0.0181	0.0494	0.287
0.814	0.0100	0.0463	0.176
0.833	0.0045	0.0439	0.086
0.854	-0.0017	0.0411	-0.035
0.883	-0.0103	0.0379	-0.240
0.902	-0.0160	0.0357	-0.404
0.925	-0.0227	0.0330	-0.637
0.949	-0.0292	0.0305	-0.906

Master Airscrew
Electric
11×7
 Figs. 5.380–5.382

Run: rd0578
 Avg RPM: 3021

J	C_T	C_P	η
0.169	0.0993	0.0660	0.255
0.213	0.0955	0.0658	0.310
0.257	0.0908	0.0651	0.359
0.302	0.0861	0.0646	0.402
0.345	0.0808	0.0640	0.436
0.389	0.0750	0.0630	0.464
0.433	0.0690	0.0615	0.485
0.483	0.0611	0.0597	0.495
0.517	0.0560	0.0581	0.498
0.554	0.0497	0.0561	0.492
0.605	0.0400	0.0522	0.464
0.642	0.0328	0.0493	0.427
0.695	0.0206	0.0442	0.325
0.726	0.0126	0.0410	0.222
0.780	-0.0022	0.0347	-0.050
0.824	-0.0139	0.0297	-0.386
0.850	-0.0206	0.0268	-0.654

Run: rd0579
 Avg RPM: 4005

J	C_T	C_P	η
0.133	0.1064	0.0666	0.212
0.159	0.1050	0.0669	0.249
0.196	0.1029	0.0673	0.299
0.229	0.0999	0.0672	0.341
0.257	0.0962	0.0665	0.372
0.291	0.0929	0.0665	0.407
0.326	0.0894	0.0665	0.438
0.358	0.0853	0.0660	0.463
0.389	0.0808	0.0652	0.483
0.423	0.0763	0.0646	0.500
0.459	0.0707	0.0633	0.513
0.491	0.0654	0.0619	0.519
0.519	0.0607	0.0605	0.521
0.553	0.0549	0.0586	0.518
0.583	0.0502	0.0573	0.511
0.618	0.0437	0.0546	0.495
0.650	0.0372	0.0519	0.465

Run: rd0580
 Avg RPM: 3998

J	C_T	C_P	η
0.553	0.0545	0.0587	0.514
0.584	0.0493	0.0569	0.507
0.616	0.0437	0.0548	0.491
0.648	0.0370	0.0520	0.462

0.682	0.0298	0.0491	0.414	0.860	-0.0126	0.0330	-0.328	0.862	-0.0077	0.0359	-0.185			
0.715	0.0220	0.0461	0.341	0.888	-0.0196	0.0303	-0.575	0.880	-0.0120	0.0344	-0.307			
0.752	0.0115	0.0420	0.206	0.912	-0.0255	0.0280	-0.830							
0.788	0.0012	0.0378	0.026	0.940	-0.0324	0.0253	-1.203							
0.819	-0.0070	0.0344	-0.166	0.966	-0.0386	0.0228	-1.634							
0.849	-0.0141	0.0315	-0.380	0.990	-0.0445	0.0205	-2.150							
0.883	-0.0224	0.0281	-0.701	1.017	-0.0510	0.0178	-2.912							
0.915	-0.0305	0.0249	-1.122											
0.946	-0.0379	0.0218	-1.647											
0.979	-0.0461	0.0183	-2.461											
1.009	-0.0534	0.0153	-3.528											
1.044	-0.0631	0.0112	-5.872											
1.078	-0.0725	0.0074	-10.604											
Run: rd0581				Run: rd0583				Run: rd0895						
Avg RPM: 5007				Avg RPM: 5899				Avg RPM: 4001						
<i>J</i>	<i>C_T</i>	<i>C_P</i>	<i>η</i>	<i>J</i>	<i>C_T</i>	<i>C_P</i>	<i>η</i>	<i>J</i>	<i>C_T</i>	<i>C_P</i>	<i>η</i>			
0.105	0.1139	0.0682	0.175	0.092	0.1190	0.0678	0.161	0.157	0.0531	0.0331	0.252			
0.127	0.1130	0.0684	0.209	0.111	0.1174	0.0683	0.191	0.202	0.0464	0.0319	0.293			
0.156	0.1103	0.0683	0.253	0.128	0.1146	0.0680	0.215	0.241	0.0406	0.0307	0.319			
0.181	0.1083	0.0684	0.287	0.153	0.1126	0.0681	0.253	0.280	0.0344	0.0291	0.331			
0.209	0.1056	0.0683	0.322	0.177	0.1108	0.0684	0.287	0.328	0.0260	0.0266	0.320			
0.232	0.1034	0.0684	0.351	0.199	0.1099	0.0688	0.317	0.366	0.0181	0.0240	0.277			
0.261	0.1003	0.0682	0.384	0.222	0.1076	0.0687	0.348	0.405	0.0101	0.0211	0.195			
0.288	0.0972	0.0680	0.411	0.242	0.1051	0.0686	0.372	0.445	0.0016	0.0177	0.040			
0.315	0.0936	0.0677	0.435	0.266	0.1023	0.0685	0.397	0.482	-0.0060	0.0147	-0.197			
0.340	0.0902	0.0672	0.457	0.288	0.0991	0.0680	0.420	0.529	-0.0161	0.0100	-0.849			
0.366	0.0874	0.0671	0.476	0.310	0.0968	0.0681	0.440							
0.388	0.0842	0.0666	0.491	0.332	0.0940	0.0678	0.461	Run: rd0896						
0.416	0.0804	0.0659	0.507	0.355	0.0913	0.0675	0.480	Avg RPM: 5010						
0.443	0.0767	0.0653	0.520	0.375	0.0881	0.0669	0.494	<i>J</i>	<i>C_T</i>	<i>C_P</i>	<i>η</i>			
0.468	0.0730	0.0645	0.529	0.397	0.0849	0.0664	0.508	0.126	0.0634	0.0341	0.234			
0.492	0.0692	0.0636	0.535	0.419	0.0823	0.0661	0.522	0.161	0.0591	0.0338	0.281			
0.523	0.0641	0.0621	0.540	0.440	0.0794	0.0656	0.533	0.189	0.0550	0.0333	0.313			
Run: rd0582				Run: rd0584				0.228				0.0486	0.0322	0.344
Avg RPM: 5006				Avg RPM: 5908				0.259				0.0437	0.0312	0.361
<i>J</i>	<i>C_T</i>	<i>C_P</i>	<i>η</i>	<i>J</i>	<i>C_T</i>	<i>C_P</i>	<i>η</i>	0.292	0.0374	0.0297	0.368			
0.440	0.0768	0.0651	0.519	0.376	0.0876	0.0666	0.494	0.319	0.0325	0.0284	0.365			
0.467	0.0728	0.0641	0.530	0.397	0.0848	0.0662	0.508	0.354	0.0255	0.0263	0.343			
0.494	0.0687	0.0632	0.537	0.423	0.0818	0.0660	0.523	0.386	0.0194	0.0244	0.308			
0.518	0.0645	0.0619	0.539	0.439	0.0791	0.0653	0.532	0.421	0.0117	0.0216	0.228			
0.542	0.0606	0.0608	0.540	0.461	0.0760	0.0648	0.541	0.454	0.0046	0.0189	0.111			
0.572	0.0552	0.0589	0.536	0.484	0.0726	0.0640	0.549	0.481	-0.0014	0.0165	-0.041			
0.595	0.0512	0.0576	0.529	0.505	0.0692	0.0630	0.555	0.515	-0.0094	0.0130	-0.373			
0.628	0.0449	0.0551	0.511	0.532	0.0651	0.0620	0.559	0.547	-0.0166	0.0093	-0.974			
0.652	0.0400	0.0531	0.491	0.553	0.0619	0.0611	0.560	Run: rd0897						
0.672	0.0361	0.0517	0.470	0.573	0.0587	0.0600	0.560	Avg RPM: 6014						
0.701	0.0294	0.0488	0.421	0.597	0.0544	0.0585	0.555	<i>J</i>	<i>C_T</i>	<i>C_P</i>	<i>η</i>			
0.723	0.0243	0.0470	0.374	0.617	0.0509	0.0572	0.549	0.106	0.0684	0.0340	0.214			
0.759	0.0140	0.0432	0.246	0.641	0.0462	0.0554	0.535	0.133	0.0657	0.0340	0.257			
0.778	0.0088	0.0413	0.165	0.661	0.0424	0.0538	0.520	0.162	0.0622	0.0339	0.297			
0.809	-0.0002	0.0377	-0.005	0.685	0.0376	0.0521	0.495	0.185	0.0591	0.0336	0.325			
0.829	-0.0043	0.0363	-0.099	0.700	0.0342	0.0508	0.472	0.216	0.0546	0.0331	0.357			
				0.731	0.0270	0.0480	0.412	0.242	0.0502	0.0323	0.377			
				0.749	0.0224	0.0463	0.362	0.269	0.0459	0.0315	0.392			
				0.774	0.0155	0.0441	0.271	0.292	0.0420	0.0307	0.400			
				0.793	0.0101	0.0424	0.189	0.320	0.0365	0.0294	0.398			
				0.819	0.0027	0.0396	0.056	0.353	0.0304	0.0278	0.386			
				0.837	-0.0018	0.0380	-0.039	0.376	0.0258	0.0264	0.367			
								0.400	0.0206	0.0247	0.334			

0.423 0.0155 0.0229 0.287
 0.454 0.0081 0.0202 0.182
 0.478 0.0028 0.0181 0.074
 0.507 -0.0042 0.0150 -0.141
 0.539 -0.0118 0.0114 -0.559

Run: rd0898
 Avg RPM: 6894

J	C_T	C_P	η
0.093	0.0706	0.0334	0.197
0.119	0.0682	0.0336	0.242
0.141	0.0659	0.0336	0.277
0.163	0.0635	0.0334	0.309
0.188	0.0602	0.0334	0.340
0.212	0.0567	0.0329	0.366
0.235	0.0531	0.0323	0.387
0.256	0.0502	0.0319	0.402
0.283	0.0459	0.0313	0.416
0.304	0.0425	0.0306	0.422
0.328	0.0383	0.0297	0.424
0.347	0.0348	0.0287	0.420
0.369	0.0302	0.0276	0.405
0.396	0.0249	0.0260	0.380
0.418	0.0203	0.0245	0.346
0.440	0.0154	0.0229	0.296
0.463	0.0103	0.0210	0.228

Run: rd0899
 Avg RPM: 6922

J	C_T	C_P	η
0.391	0.0258	0.0263	0.384
0.415	0.0209	0.0246	0.352
0.441	0.0151	0.0226	0.294
0.464	0.0101	0.0208	0.224
0.484	0.0052	0.0189	0.133
0.512	-0.0013	0.0160	-0.041
0.535	-0.0071	0.0133	-0.286

Master Airscrew

G/F

9×6

Figs. 5.392–5.394

Run: rd0887
 Avg RPM: 4000

J	C_T	C_P	η
0.160	0.0871	0.0537	0.259
0.202	0.0828	0.0540	0.310
0.239	0.0783	0.0541	0.347
0.279	0.0732	0.0538	0.379
0.325	0.0659	0.0528	0.406
0.358	0.0605	0.0516	0.420
0.401	0.0523	0.0493	0.425
0.448	0.0432	0.0462	0.418
0.475	0.0384	0.0445	0.410

0.531 0.0261 0.0391 0.355
 0.559 0.0205 0.0365 0.315
 0.608 0.0085 0.0304 0.171
 0.648 -0.0012 0.0251 -0.031
 0.682 -0.0096 0.0199 -0.329
 0.720 -0.0190 0.0145 -0.945
 0.763 -0.0296 0.0081 -2.800

Run: rd0888
 Avg RPM: 4992

J	C_T	C_P	η
0.130	0.0943	0.0532	0.231
0.161	0.0918	0.0537	0.275
0.194	0.0883	0.0541	0.317
0.229	0.0844	0.0543	0.357
0.259	0.0809	0.0543	0.385
0.292	0.0769	0.0543	0.414
0.323	0.0724	0.0540	0.434
0.355	0.0679	0.0536	0.450
0.385	0.0628	0.0526	0.461
0.415	0.0573	0.0512	0.464
0.448	0.0502	0.0490	0.459
0.482	0.0435	0.0467	0.450
0.516	0.0362	0.0438	0.426
0.544	0.0296	0.0409	0.395
0.577	0.0216	0.0372	0.335
0.608	0.0137	0.0332	0.250
0.640	0.0053	0.0287	0.117

Run: rd0889
 Avg RPM: 4997

J	C_T	C_P	η
0.541	0.0300	0.0411	0.396
0.579	0.0210	0.0369	0.329
0.609	0.0133	0.0330	0.246
0.640	0.0050	0.0286	0.112
0.672	-0.0028	0.0241	-0.077
0.701	-0.0106	0.0197	-0.377
0.738	-0.0200	0.0140	-1.052
0.768	-0.0280	0.0089	-2.425

Run: rd0890
 Avg RPM: 6045

J	C_T	C_P	η
0.104	0.0987	0.0523	0.197
0.133	0.0965	0.0530	0.242
0.156	0.0944	0.0533	0.277
0.188	0.0914	0.0538	0.320
0.215	0.0887	0.0542	0.352
0.241	0.0856	0.0543	0.379
0.267	0.0823	0.0544	0.405
0.295	0.0790	0.0544	0.428
0.318	0.0759	0.0542	0.445
0.345	0.0721	0.0540	0.461
0.372	0.0682	0.0535	0.474

0.398 0.0644 0.0529 0.484
 0.424 0.0600 0.0521 0.488
 0.450 0.0548 0.0506 0.488
 0.477 0.0497 0.0490 0.484
 0.503 0.0443 0.0471 0.472
 0.530 0.0386 0.0451 0.454

Run: rd0891
 Avg RPM: 6028

J	C_T	C_P	η
0.449	0.0547	0.0507	0.485
0.477	0.0493	0.0489	0.481
0.504	0.0440	0.0471	0.470
0.529	0.0387	0.0451	0.454
0.555	0.0325	0.0426	0.423
0.587	0.0236	0.0384	0.362
0.610	0.0181	0.0356	0.310
0.640	0.0100	0.0312	0.206
0.663	0.0042	0.0282	0.099
0.694	-0.0038	0.0239	-0.109

Run: rd0892
 Avg RPM: 6803

J	C_T	C_P	η
0.094	0.0994	0.0515	0.181
0.119	0.0986	0.0526	0.223
0.145	0.0965	0.0532	0.262
0.165	0.0938	0.0531	0.292
0.190	0.0919	0.0536	0.326
0.214	0.0895	0.0540	0.355
0.238	0.0871	0.0545	0.381
0.261	0.0843	0.0544	0.404
0.282	0.0817	0.0543	0.424
0.309	0.0783	0.0545	0.444
0.328	0.0756	0.0542	0.458
0.356	0.0720	0.0540	0.475
0.374	0.0692	0.0534	0.484
0.398	0.0658	0.0531	0.493
0.425	0.0617	0.0526	0.499
0.447	0.0578	0.0516	0.501
0.471	0.0539	0.0506	0.500

Run: rd0893
 Avg RPM: 6808

J	C_T	C_P	η
0.400	0.0646	0.0526	0.491
0.426	0.0613	0.0524	0.498
0.448	0.0575	0.0513	0.501
0.472	0.0533	0.0504	0.499
0.492	0.0494	0.0492	0.495
0.516	0.0451	0.0477	0.487
0.542	0.0388	0.0454	0.464
0.565	0.0335	0.0432	0.438
0.586	0.0280	0.0407	0.403
0.608	0.0228	0.0379	0.365

0.635	0.0149	0.0338	0.280
0.657	0.0097	0.0314	0.203
0.682	0.0030	0.0279	0.072
0.707	-0.0038	0.0241	-0.112
0.733	-0.0110	0.0198	-0.406
0.753	-0.0161	0.0166	-0.729
0.781	-0.0241	0.0115	-1.643

Master Airscrew
G/F
10×6
Figs. 5.398–5.400

Run: kj0730
Avg RPM: 4004

J	C_T	C_P	η
0.143	0.0917	0.0488	0.269
0.179	0.0877	0.0491	0.319
0.215	0.0833	0.0494	0.362
0.254	0.0779	0.0494	0.400
0.288	0.0726	0.0488	0.428
0.324	0.0662	0.0476	0.451
0.359	0.0596	0.0460	0.465
0.394	0.0526	0.0441	0.470
0.430	0.0453	0.0416	0.469
0.469	0.0361	0.0377	0.450
0.505	0.0280	0.0340	0.415
0.535	0.0209	0.0305	0.366
0.571	0.0124	0.0263	0.271
0.607	0.0036	0.0214	0.102
0.643	-0.0051	0.0167	-0.196
0.685	-0.0158	0.0111	-0.975

Run: kj0731
Avg RPM: 5007

J	C_T	C_P	η
0.114	0.0956	0.0478	0.227
0.143	0.0931	0.0483	0.276
0.171	0.0904	0.0485	0.318
0.201	0.0868	0.0487	0.359
0.232	0.0830	0.0488	0.396
0.259	0.0793	0.0487	0.423
0.286	0.0756	0.0486	0.445
0.314	0.0713	0.0482	0.464
0.342	0.0670	0.0476	0.480
0.368	0.0622	0.0465	0.492
0.400	0.0558	0.0448	0.498
0.426	0.0509	0.0434	0.500
0.457	0.0444	0.0411	0.493
0.481	0.0394	0.0392	0.483
0.515	0.0314	0.0357	0.451
0.542	0.0246	0.0325	0.410
0.571	0.0173	0.0289	0.342

Run: kj0732
Avg RPM: 4996

J	C_T	C_P	η
0.483	0.0384	0.0388	0.478
0.515	0.0310	0.0355	0.449
0.542	0.0245	0.0325	0.410
0.571	0.0170	0.0287	0.339
0.599	0.0099	0.0250	0.237
0.628	0.0028	0.0213	0.084
0.658	-0.0043	0.0174	-0.164
0.684	-0.0115	0.0137	-0.574
0.712	-0.0176	0.0097	-1.286

Run: kj0733
Avg RPM: 6030

J	C_T	C_P	η
0.092	0.0983	0.0473	0.191
0.121	0.0959	0.0478	0.243
0.144	0.0938	0.0479	0.282
0.165	0.0917	0.0481	0.315
0.192	0.0889	0.0483	0.353
0.214	0.0862	0.0482	0.382
0.239	0.0832	0.0483	0.411
0.260	0.0803	0.0483	0.433
0.287	0.0769	0.0482	0.457
0.311	0.0735	0.0480	0.476
0.330	0.0706	0.0477	0.489
0.354	0.0669	0.0471	0.502
0.381	0.0622	0.0463	0.511
0.405	0.0578	0.0453	0.518
0.427	0.0538	0.0441	0.521
0.450	0.0493	0.0427	0.519
0.472	0.0449	0.0412	0.515

Run: kt0734
Avg RPM: 6019

J	C_T	C_P	η
0.403	0.0579	0.0452	0.516
0.428	0.0537	0.0441	0.521
0.451	0.0492	0.0427	0.520
0.473	0.0445	0.0409	0.514
0.496	0.0403	0.0396	0.504
0.523	0.0332	0.0365	0.477
0.544	0.0285	0.0344	0.452
0.567	0.0228	0.0316	0.409
0.596	0.0153	0.0278	0.327
0.618	0.0100	0.0253	0.245
0.646	0.0027	0.0216	0.082
0.664	-0.0011	0.0194	-0.039
0.693	-0.0088	0.0152	-0.403
0.717	-0.0149	0.0115	-0.932
0.742	-0.0211	0.0075	-2.075

Run: kt0735
Avg RPM: 6490

J	C_T	C_P	η
0.085	0.0989	0.0471	0.179
0.109	0.0972	0.0475	0.223
0.132	0.0951	0.0477	0.263
0.155	0.0930	0.0479	0.301
0.177	0.0906	0.0480	0.333
0.199	0.0884	0.0482	0.364
0.222	0.0857	0.0483	0.395
0.245	0.0828	0.0483	0.420
0.267	0.0801	0.0482	0.443
0.286	0.0774	0.0480	0.462
0.311	0.0738	0.0478	0.481
0.333	0.0706	0.0475	0.495
0.351	0.0678	0.0471	0.506
0.377	0.0636	0.0463	0.517
0.394	0.0607	0.0458	0.523
0.414	0.0571	0.0449	0.527
0.437	0.0532	0.0439	0.529

Run: kt0736
Avg RPM: 6519

J	C_T	C_P	η
0.373	0.0643	0.0466	0.515
0.396	0.0605	0.0459	0.523
0.416	0.0567	0.0448	0.527
0.437	0.0527	0.0436	0.528
0.457	0.0492	0.0427	0.527
0.483	0.0440	0.0408	0.520
0.504	0.0394	0.0391	0.508
0.524	0.0351	0.0372	0.494
0.549	0.0288	0.0344	0.460
0.568	0.0239	0.0321	0.423
0.592	0.0178	0.0291	0.362
0.612	0.0131	0.0269	0.297
0.636	0.0073	0.0240	0.194
0.660	0.0019	0.0211	0.059
0.684	-0.0044	0.0179	-0.168
0.701	-0.0082	0.0156	-0.370
0.723	-0.0140	0.0121	-0.834
0.748	-0.0206	0.0079	-1.944

Master Airscrew
G/F
10×8
Figs. 5.404–5.406

Run: pg0720
Avg RPM: 3005

J	C_T	C_P	η
0.190	0.1116	0.0698	0.303
0.240	0.1055	0.0704	0.360
0.285	0.0997	0.0708	0.401
0.340	0.0910	0.0704	0.440
0.386	0.0831	0.0691	0.463
0.430	0.0742	0.0668	0.478
0.470	0.0666	0.0645	0.485
0.525	0.0545	0.0596	0.480
0.568	0.0455	0.0555	0.466
0.626	0.0320	0.0485	0.413
0.657	0.0254	0.0448	0.372
0.712	0.0115	0.0359	0.228
0.764	-0.0012	0.0277	-0.033
0.811	-0.0128	0.0200	-0.521
0.860	-0.0245	0.0125	-1.680

Run: pg0721
Avg RPM: 3989

J	C_T	C_P	η
0.144	0.1168	0.0671	0.250
0.180	0.1140	0.0681	0.302
0.217	0.1102	0.0688	0.349
0.250	0.1069	0.0694	0.386
0.292	0.1018	0.0697	0.426
0.327	0.0970	0.0698	0.454
0.362	0.0921	0.0697	0.479
0.395	0.0866	0.0691	0.496
0.430	0.0808	0.0681	0.510
0.464	0.0746	0.0668	0.518
0.494	0.0679	0.0645	0.520
0.536	0.0599	0.0621	0.516
0.573	0.0508	0.0580	0.502
0.603	0.0442	0.0549	0.486
0.644	0.0345	0.0497	0.447
0.678	0.0259	0.0448	0.392
0.714	0.0166	0.0391	0.303

Run: pg0722
Avg RPM: 3998

J	C_T	C_P	η
0.601	0.0442	0.0548	0.485
0.644	0.0341	0.0495	0.444
0.685	0.0238	0.0435	0.375
0.715	0.0163	0.0389	0.300
0.748	0.0079	0.0337	0.174
0.782	-0.0014	0.0281	-0.040

0.821	-0.0110	0.0220	-0.409
0.856	-0.0205	0.0155	-1.134
0.901	-0.0321	0.0070	-4.138

Run: pg0723
Avg RPM: 4994

J	C_T	C_P	η
0.115	0.1170	0.0653	0.207
0.144	0.1152	0.0660	0.252
0.171	0.1143	0.0669	0.292
0.202	0.1121	0.0679	0.334
0.229	0.1095	0.0682	0.368
0.260	0.1063	0.0687	0.402
0.288	0.1029	0.0687	0.431
0.319	0.0995	0.0692	0.459
0.347	0.0960	0.0693	0.481
0.375	0.0916	0.0690	0.498
0.404	0.0874	0.0687	0.514
0.431	0.0832	0.0683	0.525
0.455	0.0793	0.0677	0.533
0.484	0.0738	0.0663	0.539
0.510	0.0692	0.0651	0.542
0.542	0.0626	0.0628	0.540
0.573	0.0563	0.0605	0.532

Run: pg0724
Avg RPM: 5003

J	C_T	C_P	η
0.487	0.0733	0.0662	0.539
0.515	0.0680	0.0646	0.542
0.540	0.0632	0.0631	0.541
0.570	0.0567	0.0606	0.533
0.595	0.0512	0.0583	0.523
0.627	0.0437	0.0547	0.501
0.649	0.0385	0.0521	0.480
0.685	0.0291	0.0469	0.426
0.713	0.0219	0.0426	0.367
0.747	0.0132	0.0374	0.264
0.776	0.0052	0.0324	0.124
0.804	-0.0025	0.0279	-0.071
0.833	-0.0101	0.0229	-0.367
0.860	-0.0174	0.0178	-0.839
0.890	-0.0255	0.0120	-1.894
0.919	-0.0330	0.0063	-4.826

Run: pg0725
Avg RPM: 5969

J	C_T	C_P	η
0.096	0.1164	0.0639	0.175
0.121	0.1156	0.0648	0.216
0.144	0.1143	0.0653	0.252
0.168	0.1132	0.0659	0.288
0.191	0.1120	0.0666	0.321
0.218	0.1103	0.0673	0.357
0.241	0.1082	0.0677	0.385

0.266	0.1057	0.0681	0.413
0.291	0.1035	0.0686	0.439
0.312	0.1007	0.0685	0.458
0.339	0.0975	0.0687	0.482
0.363	0.0944	0.0687	0.499
0.383	0.0913	0.0683	0.512
0.407	0.0881	0.0683	0.525
0.430	0.0845	0.0679	0.535
0.453	0.0808	0.0673	0.544
0.477	0.0768	0.0666	0.550

Run: pg0726
Avg RPM: 6007

J	C_T	C_P	η
0.407	0.0876	0.0679	0.524
0.434	0.0836	0.0676	0.537
0.458	0.0799	0.0671	0.545
0.477	0.0766	0.0665	0.550
0.500	0.0727	0.0657	0.553
0.522	0.0683	0.0643	0.555
0.545	0.0646	0.0633	0.555
0.568	0.0602	0.0618	0.553
0.594	0.0546	0.0596	0.544
0.616	0.0500	0.0577	0.534
0.642	0.0444	0.0552	0.517
0.669	0.0381	0.0521	0.490
0.690	0.0331	0.0493	0.463
0.716	0.0259	0.0453	0.410
0.738	0.0207	0.0423	0.361
0.765	0.0132	0.0377	0.267
0.784	0.0084	0.0349	0.189
0.807	0.0025	0.0314	0.063
0.830	-0.0038	0.0275	-0.116
0.859	-0.0124	0.0217	-0.488
0.883	-0.0193	0.0168	-1.018
0.908	-0.0261	0.0117	-2.022
0.930	-0.0325	0.0066	-4.558

Master Airscrew
G/F
11×4
Figs. 5.410–5.412

Run: rd0594
Avg RPM: 2992

J	C_T	C_P	η
0.175	0.0306	0.0212	0.253
0.220	0.0243	0.0198	0.269
0.260	0.0171	0.0182	0.245
0.316	0.0066	0.0155	0.135
0.351	0.0007	0.0139	0.017
0.402	-0.0088	0.0106	-0.335
0.449	-0.0179	0.0071	-1.131

Run: rd0595
 Avg RPM: 3998

J	C_T	C_P	η
0.129	0.0446	0.0226	0.255
0.164	0.0391	0.0219	0.294
0.195	0.0338	0.0210	0.313
0.227	0.0279	0.0200	0.318
0.267	0.0207	0.0185	0.299
0.300	0.0143	0.0170	0.253
0.332	0.0081	0.0153	0.176
0.365	0.0016	0.0133	0.043
0.400	-0.0057	0.0109	-0.209
0.429	-0.0123	0.0083	-0.638

Run: rd0596
 Avg RPM: 5000

J	C_T	C_P	η
0.106	0.0535	0.0233	0.243
0.131	0.0501	0.0231	0.285
0.158	0.0456	0.0224	0.321
0.182	0.0413	0.0218	0.345
0.214	0.0357	0.0210	0.363
0.238	0.0313	0.0202	0.368
0.266	0.0256	0.0191	0.358
0.292	0.0207	0.0180	0.335
0.315	0.0160	0.0168	0.300
0.341	0.0106	0.0153	0.236
0.367	0.0049	0.0136	0.133
0.398	-0.0021	0.0113	-0.073
0.423	-0.0080	0.0092	-0.370
0.446	-0.0136	0.0071	-0.853

Run: pg0597
 Avg RPM: 6002

J	C_T	C_P	η
0.088	0.0585	0.0233	0.220
0.113	0.0554	0.0232	0.270
0.132	0.0527	0.0229	0.303
0.152	0.0494	0.0225	0.333
0.175	0.0458	0.0221	0.364
0.198	0.0423	0.0217	0.388
0.220	0.0387	0.0211	0.403
0.243	0.0347	0.0205	0.412
0.264	0.0309	0.0197	0.414
0.287	0.0267	0.0189	0.404
0.310	0.0222	0.0179	0.384
0.331	0.0178	0.0168	0.352
0.349	0.0140	0.0158	0.310
0.375	0.0081	0.0140	0.216
0.393	0.0039	0.0127	0.120
0.416	-0.0018	0.0108	-0.069
0.440	-0.0080	0.0086	-0.412

Master Airscrew
G/F
11×6
 Figs. 5.416–5.418

Run: kt0690
 Avg RPM: 3006

J	C_T	C_P	η
0.175	0.0749	0.0402	0.325
0.217	0.0690	0.0397	0.378
0.261	0.0600	0.0383	0.408
0.308	0.0513	0.0363	0.435
0.357	0.0410	0.0333	0.439
0.394	0.0341	0.0309	0.435
0.440	0.0243	0.0272	0.393
0.488	0.0124	0.0223	0.272
0.531	0.0024	0.0181	0.071
0.575	-0.0081	0.0133	-0.350
0.619	-0.0186	0.0080	-1.440

Run: kt0691
 Avg RPM: 4006

J	C_T	C_P	η
0.128	0.0841	0.0395	0.273
0.163	0.0807	0.0398	0.331
0.198	0.0770	0.0399	0.383
0.229	0.0732	0.0398	0.421
0.264	0.0689	0.0396	0.459
0.300	0.0631	0.0390	0.485
0.330	0.0572	0.0375	0.503
0.361	0.0506	0.0359	0.509
0.394	0.0435	0.0337	0.508
0.426	0.0357	0.0312	0.489
0.458	0.0270	0.0278	0.445
0.498	0.0169	0.0240	0.351
0.524	0.0105	0.0214	0.256
0.559	0.0015	0.0175	0.049
0.590	-0.0067	0.0135	-0.291
0.622	-0.0150	0.0093	-1.011

Run: kt0692
 Avg RPM: 5000

J	C_T	C_P	η
0.105	0.0873	0.0389	0.235
0.131	0.0851	0.0391	0.285
0.157	0.0828	0.0395	0.328
0.184	0.0799	0.0395	0.373
0.212	0.0769	0.0395	0.412
0.239	0.0737	0.0395	0.445
0.266	0.0702	0.0393	0.475
0.291	0.0670	0.0391	0.498
0.317	0.0633	0.0387	0.519
0.343	0.0597	0.0382	0.535
0.369	0.0554	0.0373	0.548

0.393	0.0500	0.0357	0.550
0.420	0.0432	0.0334	0.543
0.446	0.0363	0.0309	0.523
0.467	0.0317	0.0294	0.504
0.500	0.0236	0.0265	0.445
0.524	0.0170	0.0239	0.375

Run: kt0693
 Avg RPM: 5000

J	C_T	C_P	η
0.444	0.0366	0.0310	0.523
0.467	0.0314	0.0293	0.501
0.497	0.0239	0.0267	0.446
0.524	0.0170	0.0239	0.373
0.551	0.0099	0.0209	0.261
0.576	0.0030	0.0178	0.098
0.603	-0.0044	0.0143	-0.186
0.629	-0.0116	0.0106	-0.687
0.655	-0.0187	0.0068	-1.801

Run: kt0694
 Avg RPM: 6011

J	C_T	C_P	η
0.089	0.0893	0.0385	0.206
0.111	0.0875	0.0387	0.250
0.131	0.0859	0.0390	0.289
0.155	0.0839	0.0392	0.331
0.176	0.0818	0.0393	0.365
0.197	0.0793	0.0393	0.398
0.219	0.0765	0.0392	0.428
0.242	0.0741	0.0393	0.457
0.264	0.0715	0.0392	0.481
0.286	0.0686	0.0390	0.502
0.308	0.0657	0.0387	0.523
0.327	0.0631	0.0383	0.539
0.348	0.0601	0.0379	0.551
0.369	0.0560	0.0369	0.560
0.393	0.0507	0.0353	0.564
0.414	0.0462	0.0338	0.565
0.433	0.0414	0.0321	0.558

Run: kt0695
 Avg RPM: 6019

J	C_T	C_P	η
0.369	0.0558	0.0368	0.559
0.394	0.0506	0.0353	0.565
0.414	0.0459	0.0337	0.564
0.434	0.0412	0.0321	0.557
0.462	0.0352	0.0303	0.537
0.481	0.0315	0.0291	0.521
0.502	0.0270	0.0275	0.493
0.529	0.0208	0.0252	0.437
0.547	0.0165	0.0234	0.385
0.567	0.0116	0.0213	0.308
0.588	0.0064	0.0190	0.197

0.615 -0.0010 0.0154 -0.040
 0.636 -0.0067 0.0126 -0.339
 0.658 -0.0130 0.0093 -0.923

Master Airscrew

G/F

11×7

Figs. 5.422–5.424

Run: rd0587

Avg RPM: 3004

J	C_T	C_P	η
0.172	0.0742	0.0414	0.309
0.218	0.0680	0.0408	0.363
0.257	0.0620	0.0397	0.402
0.313	0.0529	0.0379	0.438
0.351	0.0463	0.0360	0.452
0.400	0.0368	0.0330	0.446
0.438	0.0298	0.0307	0.425
0.487	0.0193	0.0269	0.349
0.531	0.0099	0.0230	0.229
0.577	-0.0009	0.0181	-0.028
0.619	-0.0102	0.0135	-0.468
0.660	-0.0194	0.0088	-1.456

Run: rd0588

Avg RPM: 4003

J	C_T	C_P	η
0.131	0.0864	0.0419	0.271
0.163	0.0834	0.0421	0.322
0.198	0.0794	0.0422	0.373
0.227	0.0755	0.0419	0.410
0.264	0.0701	0.0413	0.448
0.300	0.0641	0.0403	0.477
0.330	0.0590	0.0392	0.496
0.361	0.0531	0.0378	0.507
0.393	0.0464	0.0359	0.508
0.427	0.0391	0.0338	0.494
0.465	0.0310	0.0312	0.462
0.497	0.0241	0.0287	0.418
0.529	0.0166	0.0257	0.342
0.561	0.0092	0.0225	0.230
0.590	0.0025	0.0195	0.077
0.619	-0.0052	0.0157	-0.206
0.655	-0.0143	0.0109	-0.855

Run: rd0589

Avg RPM: 5006

J	C_T	C_P	η
0.105	0.0915	0.0417	0.230
0.134	0.0888	0.0420	0.284
0.161	0.0859	0.0422	0.329
0.183	0.0838	0.0423	0.362
0.209	0.0811	0.0424	0.400
0.236	0.0779	0.0424	0.435

0.265 0.0743 0.0422 0.467
 0.291 0.0708 0.0418 0.492
 0.314 0.0672 0.0413 0.510
 0.341 0.0629 0.0406 0.528
 0.366 0.0583 0.0396 0.539
 0.393 0.0527 0.0383 0.541
 0.418 0.0483 0.0373 0.542
 0.445 0.0424 0.0355 0.532
 0.477 0.0356 0.0333 0.510
 0.498 0.0309 0.0317 0.486
 0.527 0.0240 0.0290 0.435

Run: rd0590

Avg RPM: 4998

J	C_T	C_P	η
0.446	0.0420	0.0353	0.530
0.471	0.0368	0.0337	0.513
0.498	0.0306	0.0315	0.483
0.524	0.0244	0.0292	0.438
0.550	0.0181	0.0267	0.373
0.576	0.0112	0.0236	0.273
0.602	0.0043	0.0205	0.128
0.628	-0.0026	0.0172	-0.094
0.660	-0.0118	0.0124	-0.629
0.686	-0.0191	0.0085	-1.545

Run: rd0591

Avg RPM: 6000

J	C_T	C_P	η
0.087	0.0949	0.0412	0.202
0.110	0.0930	0.0415	0.246
0.133	0.0908	0.0418	0.289
0.154	0.0887	0.0420	0.325
0.174	0.0868	0.0422	0.358
0.197	0.0842	0.0423	0.392
0.220	0.0814	0.0423	0.424
0.242	0.0789	0.0423	0.451
0.265	0.0760	0.0421	0.477
0.286	0.0733	0.0419	0.500
0.309	0.0700	0.0416	0.520
0.327	0.0674	0.0413	0.534
0.350	0.0637	0.0407	0.549
0.371	0.0598	0.0398	0.558
0.392	0.0565	0.0391	0.566
0.415	0.0522	0.0382	0.567
0.436	0.0485	0.0373	0.567

Run: rd0592

Avg RPM: 6003

J	C_T	C_P	η
0.371	0.0598	0.0398	0.557
0.397	0.0553	0.0389	0.565
0.413	0.0527	0.0383	0.568
0.439	0.0479	0.0372	0.566
0.458	0.0439	0.0360	0.559

0.480 0.0398 0.0348 0.549
 0.500 0.0354 0.0332 0.533
 0.524 0.0300 0.0313 0.502
 0.551 0.0238 0.0289 0.453
 0.570 0.0191 0.0269 0.404
 0.595 0.0126 0.0241 0.311
 0.612 0.0082 0.0220 0.228
 0.637 0.0011 0.0186 0.038
 0.658 -0.0053 0.0153 -0.229
 0.680 -0.0116 0.0120 -0.658
 0.702 -0.0182 0.0084 -1.523

Master Airscrew

G/F

11×8

Figs. 5.428–5.430

Run: pg0599

Avg RPM: 3008

J	C_T	C_P	η
0.175	0.0970	0.0533	0.319
0.219	0.0926	0.0537	0.379
0.261	0.0881	0.0538	0.427
0.310	0.0823	0.0540	0.473
0.353	0.0761	0.0532	0.505
0.395	0.0699	0.0523	0.527
0.439	0.0605	0.0499	0.532
0.480	0.0514	0.0468	0.528
0.529	0.0397	0.0420	0.500
0.561	0.0337	0.0394	0.479
0.612	0.0214	0.0337	0.389
0.657	0.0103	0.0282	0.240
0.706	-0.0026	0.0212	-0.086
0.746	-0.0129	0.0150	-0.638
0.780	-0.0211	0.0100	-1.646

Run: pg0600

Avg RPM: 3997

J	C_T	C_P	η
0.132	0.1022	0.0519	0.259
0.164	0.0998	0.0525	0.311
0.198	0.0969	0.0530	0.361
0.231	0.0942	0.0537	0.405
0.264	0.0906	0.0538	0.444
0.297	0.0869	0.0541	0.478
0.333	0.0828	0.0541	0.509
0.365	0.0786	0.0539	0.533
0.394	0.0747	0.0535	0.550
0.431	0.0688	0.0525	0.564
0.458	0.0639	0.0513	0.570
0.499	0.0554	0.0488	0.566
0.526	0.0498	0.0469	0.559
0.556	0.0428	0.0442	0.539
0.588	0.0352	0.0410	0.505

0.625 0.0248 0.0360 0.430
 0.656 0.0168 0.0319 0.345

Run: pg0601
 Avg RPM: 3998

J	C_T	C_P	η
0.553	0.0432	0.0444	0.538
0.588	0.0347	0.0408	0.501
0.624	0.0248	0.0361	0.429
0.657	0.0161	0.0317	0.333
0.691	0.0075	0.0271	0.192
0.720	0.0001	0.0230	0.004
0.753	-0.0089	0.0176	-0.382
0.785	-0.0179	0.0120	-1.170
0.820	-0.0277	0.0055	-4.117

Run: pg0602
 Avg RPM: 5001

J	C_T	C_P	η
0.103	0.1047	0.0506	0.212
0.135	0.1024	0.0512	0.269
0.160	0.1009	0.0519	0.311
0.185	0.0989	0.0522	0.351
0.211	0.0967	0.0525	0.388
0.238	0.0947	0.0532	0.423
0.266	0.0918	0.0535	0.456
0.289	0.0894	0.0537	0.481
0.316	0.0865	0.0539	0.507
0.341	0.0830	0.0536	0.529
0.368	0.0799	0.0537	0.548
0.394	0.0763	0.0533	0.563
0.419	0.0728	0.0528	0.578
0.445	0.0684	0.0520	0.585
0.471	0.0644	0.0513	0.591
0.497	0.0600	0.0501	0.595
0.525	0.0543	0.0485	0.589

Run: pg0603
 Avg RPM: 4998

J	C_T	C_P	η
0.446	0.0683	0.0521	0.585
0.474	0.0637	0.0511	0.590
0.498	0.0597	0.0501	0.593
0.522	0.0548	0.0485	0.589
0.549	0.0496	0.0468	0.581
0.578	0.0437	0.0447	0.564
0.603	0.0371	0.0419	0.533
0.628	0.0306	0.0390	0.493
0.655	0.0238	0.0358	0.435
0.680	0.0170	0.0324	0.357
0.706	0.0095	0.0284	0.237
0.740	0.0002	0.0231	0.008
0.766	-0.0073	0.0186	-0.300
0.790	-0.0140	0.0142	-0.778
0.817	-0.0214	0.0094	-1.864

Run: pg0604
 Avg RPM: 5989

J	C_T	C_P	η
0.088	0.1058	0.0499	0.187
0.111	0.1040	0.0502	0.231
0.133	0.1030	0.0508	0.269
0.155	0.1016	0.0513	0.307
0.177	0.0998	0.0516	0.341
0.195	0.0986	0.0521	0.370
0.220	0.0965	0.0525	0.405
0.243	0.0945	0.0529	0.435
0.264	0.0926	0.0532	0.460
0.287	0.0902	0.0533	0.485
0.307	0.0879	0.0535	0.505
0.332	0.0853	0.0536	0.528
0.350	0.0828	0.0534	0.543
0.373	0.0800	0.0533	0.560
0.393	0.0770	0.0529	0.573
0.415	0.0738	0.0525	0.584
0.437	0.0706	0.0520	0.594

Run: pg0605
 Avg RPM: 6005

J	C_T	C_P	η
0.372	0.0800	0.0534	0.557
0.396	0.0766	0.0529	0.573
0.416	0.0734	0.0524	0.583
0.441	0.0699	0.0519	0.593
0.461	0.0669	0.0514	0.600
0.478	0.0641	0.0508	0.604
0.502	0.0601	0.0498	0.606
0.521	0.0564	0.0487	0.603
0.545	0.0526	0.0477	0.602
0.565	0.0486	0.0462	0.594
0.594	0.0422	0.0438	0.573
0.612	0.0381	0.0421	0.554
0.637	0.0328	0.0401	0.522
0.657	0.0282	0.0379	0.488
0.676	0.0234	0.0356	0.444
0.704	0.0162	0.0320	0.357
0.724	0.0105	0.0288	0.264
0.746	0.0044	0.0254	0.131
0.768	-0.0016	0.0217	-0.058
0.789	-0.0083	0.0176	-0.370
0.812	-0.0152	0.0132	-0.937
0.831	-0.0212	0.0092	-1.905

Master AircREW
Scimitar
9×5
 Figs. 5.434–5.436

Run: pg0901
 Avg RPM: 4005

J	C_T	C_P	η
0.157	0.0559	0.0439	0.200
0.197	0.0520	0.0434	0.237
0.233	0.0483	0.0428	0.263
0.274	0.0435	0.0419	0.285
0.312	0.0383	0.0404	0.296
0.363	0.0319	0.0387	0.300
0.397	0.0274	0.0370	0.294
0.444	0.0212	0.0348	0.270
0.472	0.0175	0.0335	0.246
0.514	0.0108	0.0305	0.182
0.563	0.0025	0.0268	0.053
0.602	-0.0051	0.0231	-0.134
0.643	-0.0134	0.0190	-0.453
0.681	-0.0210	0.0150	-0.957
0.713	-0.0280	0.0114	-1.760
0.753	-0.0368	0.0066	-4.190

Run: pg0902
 Avg RPM: 5013

J	C_T	C_P	η
0.125	0.0630	0.0447	0.176
0.158	0.0589	0.0443	0.210
0.189	0.0549	0.0439	0.236
0.220	0.0516	0.0435	0.260
0.251	0.0481	0.0429	0.282
0.290	0.0432	0.0417	0.300
0.317	0.0395	0.0407	0.307
0.351	0.0353	0.0395	0.313
0.380	0.0312	0.0383	0.311
0.415	0.0268	0.0368	0.302
0.448	0.0225	0.0353	0.285
0.472	0.0192	0.0340	0.266
0.508	0.0138	0.0318	0.220
0.534	0.0092	0.0298	0.165
0.571	0.0024	0.0267	0.051
0.604	-0.0043	0.0236	-0.110
0.639	-0.0112	0.0202	-0.356

Run: pg0903
 Avg RPM: 6022

J	C_T	C_P	η
0.104	0.0689	0.0446	0.160
0.133	0.0662	0.0449	0.195
0.160	0.0631	0.0448	0.225
0.184	0.0601	0.0448	0.247
0.213	0.0549	0.0438	0.267

0.237 0.0516 0.0434 0.282
 0.263 0.0484 0.0429 0.297
 0.289 0.0451 0.0422 0.309
 0.314 0.0419 0.0414 0.318
 0.341 0.0383 0.0404 0.323
 0.370 0.0344 0.0393 0.324
 0.393 0.0313 0.0382 0.322
 0.422 0.0277 0.0371 0.315
 0.448 0.0240 0.0358 0.300
 0.473 0.0205 0.0345 0.281
 0.500 0.0161 0.0326 0.246
 0.525 0.0116 0.0307 0.198

Run: pg0904
 Avg RPM: 6013

J	C_T	C_P	η
0.446	0.0240	0.0358	0.300
0.474	0.0201	0.0343	0.278
0.502	0.0157	0.0325	0.243
0.527	0.0111	0.0305	0.192
0.556	0.0058	0.0281	0.115
0.580	0.0007	0.0258	0.015
0.606	-0.0047	0.0232	-0.121
0.629	-0.0091	0.0209	-0.275
0.660	-0.0155	0.0177	-0.581
0.695	-0.0231	0.0136	-1.179
0.711	-0.0265	0.0117	-1.621
0.742	-0.0339	0.0075	-3.360

Run: pg0905
 Avg RPM: 6803

J	C_T	C_P	η
0.094	0.0771	0.0457	0.159
0.121	0.0708	0.0452	0.189
0.141	0.0686	0.0452	0.213
0.164	0.0652	0.0451	0.236
0.188	0.0623	0.0450	0.260
0.212	0.0583	0.0443	0.279
0.235	0.0546	0.0439	0.292
0.260	0.0513	0.0436	0.305
0.280	0.0486	0.0432	0.315
0.302	0.0452	0.0423	0.323
0.325	0.0423	0.0417	0.330
0.348	0.0392	0.0408	0.333
0.373	0.0358	0.0398	0.334
0.396	0.0329	0.0389	0.335
0.418	0.0298	0.0378	0.329
0.441	0.0267	0.0368	0.320
0.464	0.0233	0.0357	0.303

Run: pg0906
 Avg RPM: 6816

J	C_T	C_P	η
0.395	0.0327	0.0387	0.333
0.420	0.0294	0.0377	0.327
0.442	0.0264	0.0367	0.318
0.464	0.0232	0.0356	0.302
0.486	0.0196	0.0341	0.279
0.508	0.0156	0.0324	0.245
0.536	0.0104	0.0301	0.185
0.557	0.0058	0.0279	0.116
0.579	0.0010	0.0257	0.023
0.610	-0.0054	0.0227	-0.146
0.631	-0.0095	0.0207	-0.290
0.653	-0.0140	0.0183	-0.501
0.680	-0.0195	0.0153	-0.864
0.699	-0.0236	0.0130	-1.267
0.726	-0.0297	0.0098	-2.195
0.744	-0.0339	0.0075	-3.355

**Master Airscrew
 Scimitar
 9×7**
 Figs. 5.440–5.442

Run: pg0908
 Avg RPM: 4014

J	C_T	C_P	η
0.158	0.0945	0.0630	0.237
0.199	0.0897	0.0633	0.283
0.240	0.0840	0.0632	0.319
0.274	0.0780	0.0624	0.342
0.322	0.0685	0.0600	0.368
0.358	0.0627	0.0582	0.386
0.397	0.0570	0.0566	0.399
0.436	0.0507	0.0546	0.405
0.478	0.0442	0.0523	0.404
0.521	0.0367	0.0494	0.387
0.553	0.0313	0.0474	0.365
0.603	0.0215	0.0430	0.302
0.633	0.0157	0.0402	0.247
0.680	0.0064	0.0357	0.121
0.723	-0.0027	0.0314	-0.063
0.742	-0.0070	0.0292	-0.177
0.792	-0.0185	0.0232	-0.633

Run: pg0909
 Avg RPM: 5006

J	C_T	C_P	η
0.125	0.1066	0.0625	0.214
0.158	0.1023	0.0630	0.256
0.192	0.0979	0.0636	0.295
0.224	0.0933	0.0637	0.328
0.254	0.0889	0.0638	0.353

0.289 0.0832 0.0635 0.379
 0.320 0.0777 0.0625 0.398
 0.347 0.0725 0.0615 0.409
 0.380 0.0658 0.0598 0.419
 0.410 0.0606 0.0585 0.425
 0.450 0.0533 0.0559 0.429
 0.477 0.0482 0.0541 0.425
 0.509 0.0422 0.0520 0.413
 0.537 0.0371 0.0501 0.398
 0.576 0.0292 0.0466 0.361
 0.598 0.0251 0.0449 0.334
 0.632 0.0181 0.0416 0.274

Run: pg0910
 Avg RPM: 5004

J	C_T	C_P	η
0.536	0.0368	0.0499	0.395
0.566	0.0310	0.0475	0.370
0.600	0.0243	0.0445	0.328
0.633	0.0176	0.0414	0.269
0.665	0.0109	0.0382	0.190
0.697	0.0040	0.0348	0.080
0.730	-0.0032	0.0311	-0.075
0.751	-0.0078	0.0287	-0.205
0.794	-0.0180	0.0235	-0.611
0.830	-0.0266	0.0191	-1.160
0.860	-0.0339	0.0152	-1.915
0.888	-0.0408	0.0117	-3.095
0.924	-0.0500	0.0070	-6.582

Run: pg0911
 Avg RPM: 6002

J	C_T	C_P	η
0.105	0.1125	0.0624	0.190
0.131	0.1096	0.0630	0.228
0.160	0.1069	0.0638	0.268
0.186	0.1029	0.0639	0.299
0.214	0.0986	0.0641	0.330
0.239	0.0952	0.0643	0.354
0.268	0.0902	0.0640	0.377
0.294	0.0868	0.0641	0.398
0.317	0.0830	0.0638	0.413
0.344	0.0785	0.0632	0.427
0.369	0.0742	0.0625	0.438
0.395	0.0688	0.0611	0.444
0.421	0.0634	0.0596	0.447
0.446	0.0583	0.0580	0.448
0.471	0.0529	0.0562	0.444
0.498	0.0474	0.0544	0.435
0.524	0.0423	0.0524	0.423

0.505	0.0274	0.0397	0.348
0.530	0.0228	0.0381	0.316
0.553	0.0183	0.0365	0.276
0.575	0.0133	0.0347	0.221
0.599	0.0080	0.0327	0.146
0.624	0.0023	0.0306	0.047
0.648	-0.0031	0.0286	-0.071
0.672	-0.0088	0.0265	-0.221
0.702	-0.0159	0.0239	-0.467
0.721	-0.0203	0.0220	-0.666
0.749	-0.0261	0.0198	-0.985
0.768	-0.0303	0.0183	-1.273
0.799	-0.0375	0.0156	-1.925
0.821	-0.0425	0.0138	-2.536
0.838	-0.0462	0.0124	-3.117
0.869	-0.0534	0.0099	-4.691
0.894	-0.0591	0.0080	-6.572
0.910	-0.0624	0.0071	-7.952

Run: kt0752
Avg RPM: 6517

J	C_T	C_P	η
0.087	0.0885	0.0527	0.146
0.110	0.0862	0.0526	0.180
0.132	0.0840	0.0522	0.212
0.155	0.0820	0.0522	0.244
0.177	0.0796	0.0521	0.271
0.200	0.0772	0.0520	0.297
0.223	0.0742	0.0514	0.322
0.246	0.0718	0.0513	0.344
0.268	0.0691	0.0510	0.363
0.287	0.0668	0.0507	0.378
0.308	0.0636	0.0501	0.391
0.332	0.0598	0.0494	0.403
0.355	0.0564	0.0486	0.412
0.376	0.0530	0.0478	0.417
0.397	0.0495	0.0469	0.419
0.419	0.0458	0.0460	0.418
0.440	0.0421	0.0448	0.414

Run: kt0753
Avg RPM: 6517

J	C_T	C_P	η
0.376	0.0528	0.0478	0.416
0.400	0.0491	0.0469	0.419
0.420	0.0455	0.0458	0.418
0.441	0.0417	0.0446	0.412
0.462	0.0381	0.0437	0.404
0.487	0.0336	0.0423	0.387
0.508	0.0300	0.0411	0.372
0.529	0.0261	0.0397	0.347
0.554	0.0207	0.0377	0.304
0.572	0.0165	0.0361	0.261
0.598	0.0106	0.0339	0.186

0.621	0.0050	0.0319	0.097
0.647	-0.0017	0.0292	-0.039
0.667	-0.0064	0.0276	-0.155
0.688	-0.0112	0.0259	-0.297
0.713	-0.0174	0.0234	-0.531
0.733	-0.0214	0.0218	-0.718
0.752	-0.0255	0.0203	-0.944
0.781	-0.0320	0.0180	-1.387
0.797	-0.0356	0.0166	-1.710
0.825	-0.0421	0.0143	-2.434
0.840	-0.0456	0.0130	-2.935
0.863	-0.0509	0.0112	-3.920
0.891	-0.0573	0.0090	-5.663

**Master Aircscrew
Scimitar
10×7
Figs. 5.452–5.454**

Run: kt0738
Avg RPM: 3997

J	C_T	C_P	η
0.146	0.1012	0.0588	0.251
0.182	0.0980	0.0596	0.299
0.216	0.0939	0.0601	0.338
0.252	0.0876	0.0600	0.369
0.294	0.0811	0.0598	0.399
0.330	0.0755	0.0590	0.422
0.363	0.0693	0.0577	0.436
0.395	0.0619	0.0560	0.437
0.430	0.0553	0.0544	0.437
0.469	0.0467	0.0513	0.428
0.507	0.0387	0.0478	0.411
0.545	0.0306	0.0441	0.379
0.577	0.0245	0.0413	0.343
0.615	0.0167	0.0372	0.276
0.648	0.0100	0.0336	0.193
0.684	0.0018	0.0290	0.042
0.721	-0.0061	0.0250	-0.175

Run: kt0739
Avg RPM: 5011

J	C_T	C_P	η
0.114	0.1049	0.0575	0.209
0.148	0.1031	0.0585	0.261
0.174	0.1016	0.0594	0.298
0.203	0.0994	0.0601	0.335
0.234	0.0965	0.0608	0.371
0.263	0.0930	0.0610	0.401
0.292	0.0892	0.0611	0.426
0.319	0.0853	0.0610	0.445
0.347	0.0797	0.0603	0.459
0.374	0.0742	0.0594	0.467
0.402	0.0694	0.0586	0.477

0.428	0.0639	0.0570	0.480
0.459	0.0560	0.0543	0.473
0.489	0.0479	0.0515	0.455
0.514	0.0426	0.0495	0.442
0.547	0.0351	0.0463	0.416
0.571	0.0304	0.0441	0.393

Run: kt0740
Avg RPM: 5004

J	C_T	C_P	η
0.488	0.0482	0.0516	0.456
0.514	0.0423	0.0494	0.441
0.548	0.0349	0.0462	0.414
0.571	0.0299	0.0438	0.389
0.605	0.0223	0.0400	0.337
0.634	0.0158	0.0367	0.274
0.662	0.0093	0.0332	0.185
0.692	0.0031	0.0300	0.071
0.718	-0.0029	0.0269	-0.078
0.750	-0.0108	0.0225	-0.360
0.778	-0.0170	0.0186	-0.708
0.813	-0.0251	0.0138	-1.482
0.841	-0.0320	0.0096	-2.801

Run: kt0741
Avg RPM: 5997

J	C_T	C_P	η
0.097	0.1055	0.0565	0.180
0.120	0.1045	0.0570	0.221
0.146	0.1033	0.0579	0.260
0.170	0.1022	0.0587	0.295
0.194	0.1009	0.0596	0.328
0.219	0.0990	0.0604	0.360
0.243	0.0971	0.0610	0.386
0.267	0.0949	0.0615	0.412
0.292	0.0923	0.0620	0.435
0.315	0.0892	0.0620	0.454
0.339	0.0861	0.0620	0.471
0.363	0.0822	0.0616	0.485
0.384	0.0787	0.0611	0.494
0.407	0.0745	0.0604	0.502
0.431	0.0699	0.0594	0.507
0.454	0.0650	0.0582	0.507
0.476	0.0603	0.0567	0.507

Run: kt0742
Avg RPM: 6018

J	C_T	C_P	η
0.407	0.0742	0.0603	0.502
0.431	0.0699	0.0594	0.507
0.454	0.0650	0.0582	0.508
0.480	0.0589	0.0561	0.504
0.502	0.0527	0.0537	0.493
0.525	0.0462	0.0513	0.474
0.553	0.0394	0.0484	0.450

0.574	0.0330	0.0455	0.417
0.595	0.0276	0.0426	0.385
0.624	0.0209	0.0393	0.331
0.649	0.0151	0.0364	0.270
0.672	0.0101	0.0339	0.201
0.696	0.0042	0.0309	0.095
0.719	-0.0005	0.0284	-0.013
0.749	-0.0081	0.0242	-0.249
0.766	-0.0123	0.0215	-0.436
0.799	-0.0203	0.0167	-0.970
0.821	-0.0257	0.0134	-1.575
0.845	-0.0316	0.0099	-2.707
0.867	-0.0373	0.0064	-5.056

Run: kt0743

Avg RPM: 6498

J	C_T	C_P	η
0.086	0.1060	0.0559	0.162
0.112	0.1044	0.0565	0.207
0.132	0.1037	0.0570	0.240
0.155	0.1028	0.0580	0.274
0.179	0.1016	0.0588	0.309
0.202	0.1007	0.0597	0.341
0.225	0.0989	0.0604	0.369
0.247	0.0970	0.0609	0.394
0.270	0.0948	0.0614	0.416
0.291	0.0931	0.0620	0.437
0.310	0.0910	0.0623	0.453
0.332	0.0883	0.0624	0.470
0.355	0.0851	0.0622	0.485
0.376	0.0818	0.0619	0.497
0.399	0.0779	0.0614	0.506
0.420	0.0739	0.0606	0.512
0.445	0.0696	0.0598	0.519

Run: kt0744

Avg RPM: 6508

J	C_T	C_P	η
0.380	0.0806	0.0615	0.497
0.402	0.0766	0.0610	0.505
0.422	0.0734	0.0605	0.512
0.444	0.0693	0.0596	0.517
0.466	0.0649	0.0582	0.519
0.486	0.0615	0.0575	0.519
0.506	0.0556	0.0551	0.511
0.532	0.0471	0.0518	0.484
0.552	0.0412	0.0494	0.461
0.581	0.0338	0.0459	0.428
0.600	0.0283	0.0433	0.393
0.626	0.0219	0.0400	0.343
0.645	0.0173	0.0376	0.297
0.663	0.0130	0.0354	0.243
0.692	0.0062	0.0320	0.134
0.709	0.0020	0.0298	0.047

0.735	-0.0038	0.0265	-0.107
0.752	-0.0082	0.0239	-0.258
0.779	-0.0152	0.0197	-0.599
0.795	-0.0193	0.0173	-0.888
0.819	-0.0253	0.0136	-1.523
0.844	-0.0315	0.0098	-2.701
0.869	-0.0377	0.0062	-5.319

Master Airscrew

Scimitar

11×6

Figs. 5.458–5.460

Run: kt0697

Avg RPM: 3010

J	C_T	C_P	η
0.172	0.0590	0.0405	0.250
0.216	0.0539	0.0396	0.294
0.255	0.0491	0.0387	0.324
0.303	0.0427	0.0369	0.351
0.343	0.0382	0.0356	0.368
0.400	0.0314	0.0336	0.374
0.436	0.0265	0.0318	0.364
0.485	0.0193	0.0289	0.325
0.527	0.0124	0.0258	0.253
0.575	0.0043	0.0222	0.111
0.600	0.0000	0.0203	0.000
0.653	-0.0103	0.0152	-0.444
0.697	-0.0193	0.0109	-1.234
0.741	-0.0288	0.0062	-3.432

Run: kt0698

Avg RPM: 4004

J	C_T	C_P	η
0.132	0.0690	0.0411	0.222
0.162	0.0660	0.0412	0.260
0.198	0.0615	0.0409	0.298
0.231	0.0571	0.0402	0.327
0.264	0.0528	0.0394	0.353
0.296	0.0486	0.0384	0.374
0.330	0.0433	0.0370	0.387
0.360	0.0395	0.0359	0.397
0.396	0.0349	0.0345	0.401
0.422	0.0318	0.0334	0.401
0.457	0.0270	0.0317	0.389
0.491	0.0225	0.0301	0.367
0.526	0.0155	0.0270	0.303
0.548	0.0120	0.0255	0.257
0.589	0.0044	0.0221	0.118
0.620	-0.0017	0.0195	-0.053
0.653	-0.0078	0.0164	-0.310

Run: kt0699

Avg RPM: 3997

J	C_T	C_P	η
0.555	0.0106	0.0250	0.235
0.588	0.0046	0.0223	0.121
0.620	-0.0018	0.0194	-0.056
0.652	-0.0077	0.0164	-0.305
0.684	-0.0144	0.0131	-0.748
0.717	-0.0213	0.0097	-1.571
0.750	-0.0286	0.0062	-3.441

Run: kt0700

Avg RPM: 5008

J	C_T	C_P	η
0.106	0.0794	0.0409	0.205
0.130	0.0776	0.0413	0.244
0.159	0.0742	0.0414	0.284
0.185	0.0710	0.0416	0.315
0.210	0.0664	0.0412	0.339
0.237	0.0626	0.0411	0.361
0.261	0.0592	0.0407	0.379
0.286	0.0550	0.0399	0.395
0.315	0.0510	0.0391	0.411
0.340	0.0477	0.0384	0.422
0.370	0.0435	0.0373	0.431
0.393	0.0399	0.0362	0.433
0.414	0.0366	0.0351	0.432
0.443	0.0319	0.0335	0.422
0.466	0.0287	0.0323	0.414
0.496	0.0236	0.0303	0.387
0.522	0.0197	0.0288	0.358

Run: kt0701

Avg RPM: 5008

J	C_T	C_P	η
0.441	0.0320	0.0335	0.421
0.466	0.0286	0.0322	0.413
0.495	0.0238	0.0304	0.387
0.522	0.0192	0.0285	0.352
0.542	0.0155	0.0269	0.312
0.575	0.0096	0.0243	0.226
0.593	0.0064	0.0229	0.165
0.625	-0.0003	0.0199	-0.009
0.652	-0.0055	0.0173	-0.208
0.684	-0.0121	0.0141	-0.585
0.709	-0.0179	0.0112	-1.134
0.735	-0.0238	0.0083	-2.102

Run: kt0702

Avg RPM: 5998

J	C_T	C_P	η
0.088	0.0865	0.0409	0.185
0.108	0.0852	0.0413	0.223
0.133	0.0834	0.0417	0.265
0.153	0.0811	0.0419	0.297

0.174	0.0789	0.0423	0.326
0.199	0.0761	0.0423	0.358
0.219	0.0740	0.0425	0.382
0.242	0.0707	0.0424	0.403
0.262	0.0663	0.0418	0.416
0.285	0.0621	0.0413	0.429
0.306	0.0584	0.0406	0.440
0.324	0.0549	0.0399	0.445
0.348	0.0510	0.0392	0.453
0.369	0.0474	0.0384	0.455
0.390	0.0446	0.0377	0.461
0.410	0.0417	0.0368	0.464
0.434	0.0379	0.0356	0.462

Run: kt0703
Avg RPM: 6018

J	C_T	C_P	η
0.366	0.0477	0.0384	0.455
0.389	0.0445	0.0375	0.461
0.414	0.0409	0.0366	0.463
0.434	0.0378	0.0355	0.462
0.455	0.0346	0.0344	0.458
0.475	0.0320	0.0334	0.455
0.500	0.0273	0.0315	0.433
0.520	0.0243	0.0304	0.416
0.545	0.0208	0.0291	0.389
0.567	0.0158	0.0270	0.331
0.587	0.0113	0.0250	0.264
0.612	0.0049	0.0222	0.136
0.630	0.0018	0.0206	0.055
0.650	-0.0025	0.0186	-0.087
0.677	-0.0084	0.0158	-0.363
0.698	-0.0128	0.0136	-0.654
0.722	-0.0184	0.0109	-1.220
0.743	-0.0230	0.0086	-1.986

**Master Airscrew
Scimitar
11×7**
Figs. 5.464–5.466

Run: jb0681
Avg RPM: 3016

J	C_T	C_P	η
0.173	0.0685	0.0454	0.262
0.216	0.0635	0.0441	0.310
0.263	0.0581	0.0430	0.355
0.305	0.0532	0.0417	0.389
0.352	0.0471	0.0400	0.414
0.401	0.0398	0.0374	0.426
0.437	0.0348	0.0358	0.425
0.485	0.0272	0.0326	0.404
0.524	0.0207	0.0300	0.361
0.581	0.0109	0.0256	0.249

0.612	0.0050	0.0229	0.135
0.666	-0.0056	0.0177	-0.212
0.710	-0.0151	0.0131	-0.818
0.747	-0.0230	0.0091	-1.889

Run: jb0682
Avg RPM: 4012

J	C_T	C_P	η
0.132	0.0823	0.0469	0.232
0.164	0.0767	0.0462	0.272
0.197	0.0711	0.0454	0.308
0.227	0.0673	0.0450	0.340
0.267	0.0614	0.0437	0.375
0.298	0.0574	0.0428	0.399
0.326	0.0539	0.0419	0.419
0.369	0.0477	0.0401	0.439
0.395	0.0440	0.0388	0.448
0.428	0.0394	0.0373	0.451
0.459	0.0346	0.0357	0.446
0.500	0.0281	0.0332	0.425
0.521	0.0242	0.0314	0.401
0.559	0.0178	0.0287	0.347
0.591	0.0119	0.0260	0.270
0.626	0.0050	0.0229	0.138
0.658	-0.0018	0.0196	-0.061

Run: jb0684
Avg RPM: 3995

J	C_T	C_P	η
0.563	0.0167	0.0282	0.334
0.592	0.0116	0.0258	0.265
0.625	0.0049	0.0227	0.135
0.658	-0.0019	0.0194	-0.063
0.691	-0.0089	0.0161	-0.384
0.723	-0.0157	0.0126	-0.903
0.758	-0.0236	0.0086	-2.083

Run: jb0685
Avg RPM: 5020

J	C_T	C_P	η
0.107	0.0901	0.0465	0.207
0.136	0.0876	0.0470	0.254
0.158	0.0853	0.0472	0.287
0.184	0.0817	0.0470	0.320
0.211	0.0762	0.0463	0.347
0.237	0.0704	0.0454	0.368
0.264	0.0662	0.0447	0.391
0.292	0.0621	0.0440	0.413
0.315	0.0592	0.0432	0.431
0.341	0.0558	0.0426	0.447
0.365	0.0523	0.0415	0.460
0.393	0.0480	0.0402	0.469
0.419	0.0444	0.0393	0.473
0.443	0.0410	0.0381	0.476
0.473	0.0359	0.0362	0.469

0.495	0.0323	0.0349	0.459
0.525	0.0272	0.0328	0.435

Run: jb0686
Avg RPM: 5003

J	C_T	C_P	η
0.446	0.0400	0.0378	0.473
0.472	0.0360	0.0363	0.468
0.499	0.0316	0.0346	0.455
0.522	0.0280	0.0333	0.440
0.552	0.0221	0.0307	0.398
0.579	0.0171	0.0285	0.347
0.608	0.0114	0.0259	0.268
0.637	0.0055	0.0231	0.152
0.662	0.0001	0.0205	0.003
0.683	-0.0043	0.0184	-0.161
0.710	-0.0102	0.0154	-0.472
0.744	-0.0175	0.0117	-1.116
0.769	-0.0228	0.0092	-1.913
0.795	-0.0286	0.0064	-3.555

Run: kt0687
Avg RPM: 6003

J	C_T	C_P	η
0.089	0.0948	0.0457	0.185
0.113	0.0937	0.0463	0.228
0.136	0.0920	0.0471	0.266
0.156	0.0896	0.0476	0.294
0.176	0.0876	0.0480	0.321
0.198	0.0848	0.0480	0.350
0.221	0.0805	0.0476	0.375
0.243	0.0759	0.0468	0.394
0.263	0.0721	0.0463	0.410
0.285	0.0685	0.0456	0.428
0.309	0.0634	0.0446	0.440
0.330	0.0611	0.0442	0.456
0.348	0.0588	0.0437	0.468
0.374	0.0544	0.0425	0.479
0.395	0.0514	0.0417	0.486
0.415	0.0482	0.0408	0.491
0.436	0.0449	0.0397	0.493

Run: kt0688
Avg RPM: 6017

J	C_T	C_P	η
0.369	0.0555	0.0429	0.477
0.395	0.0510	0.0415	0.486
0.417	0.0479	0.0407	0.491
0.436	0.0445	0.0395	0.492
0.457	0.0414	0.0384	0.491
0.487	0.0361	0.0365	0.482
0.503	0.0336	0.0356	0.475
0.528	0.0292	0.0338	0.456
0.552	0.0245	0.0319	0.426
0.572	0.0209	0.0303	0.395

0.591	0.0172	0.0287	0.356
0.617	0.0121	0.0263	0.284
0.636	0.0084	0.0245	0.216
0.662	0.0022	0.0216	0.068
0.679	-0.0013	0.0199	-0.044
0.705	-0.0069	0.0170	-0.287
0.726	-0.0117	0.0146	-0.585
0.751	-0.0172	0.0119	-1.086
0.765	-0.0202	0.0105	-1.473
0.794	-0.0266	0.0075	-2.814

**Master Airscrew
Scimitar
11×8**
Figs. 5.470–5.472

Run: rd0673
Avg RPM: 3010

J	C_T	C_P	η
0.174	0.0926	0.0567	0.284
0.217	0.0850	0.0564	0.327
0.259	0.0775	0.0560	0.359
0.305	0.0703	0.0551	0.390
0.345	0.0645	0.0536	0.415
0.394	0.0570	0.0513	0.438
0.431	0.0522	0.0499	0.450
0.479	0.0448	0.0472	0.455
0.520	0.0385	0.0447	0.449
0.570	0.0297	0.0404	0.418
0.604	0.0240	0.0378	0.384
0.657	0.0140	0.0328	0.280
0.702	0.0051	0.0281	0.128
0.728	0.0002	0.0254	0.005
0.783	-0.0122	0.0186	-0.514
0.826	-0.0217	0.0132	-1.354
0.874	-0.0327	0.0067	-4.286

Run: rd0674
Avg RPM: 3996

J	C_T	C_P	η
0.130	0.1074	0.0561	0.250
0.166	0.1040	0.0570	0.304
0.198	0.1004	0.0577	0.344
0.230	0.0958	0.0579	0.380
0.262	0.0884	0.0572	0.404
0.296	0.0805	0.0562	0.424
0.329	0.0742	0.0554	0.441
0.360	0.0682	0.0543	0.451
0.386	0.0637	0.0533	0.462
0.422	0.0578	0.0518	0.472
0.453	0.0532	0.0502	0.480
0.486	0.0474	0.0482	0.479
0.518	0.0424	0.0463	0.475
0.553	0.0366	0.0438	0.462

0.591	0.0298	0.0408	0.432
0.612	0.0260	0.0390	0.407
0.648	0.0188	0.0356	0.344

Run: jb0675
Avg RPM: 4000

J	C_T	C_P	η
0.555	0.0363	0.0437	0.461
0.580	0.0320	0.0417	0.444
0.613	0.0257	0.0388	0.406
0.648	0.0187	0.0354	0.343
0.680	0.0125	0.0322	0.264
0.714	0.0054	0.0284	0.135
0.745	-0.0011	0.0250	-0.033
0.780	-0.0091	0.0206	-0.346
0.812	-0.0165	0.0163	-0.821
0.846	-0.0240	0.0118	-1.720
0.883	-0.0331	0.0063	-4.647

Run: jb0676
Avg RPM: 4994

J	C_T	C_P	η
0.102	0.1096	0.0545	0.206
0.130	0.1091	0.0555	0.255
0.156	0.1076	0.0564	0.298
0.183	0.1064	0.0576	0.338
0.210	0.1051	0.0586	0.376
0.237	0.1027	0.0594	0.409
0.263	0.1001	0.0599	0.439
0.289	0.0952	0.0594	0.463
0.317	0.0896	0.0588	0.484
0.343	0.0870	0.0589	0.506
0.367	0.0791	0.0571	0.509
0.393	0.0732	0.0557	0.516
0.416	0.0673	0.0542	0.517
0.441	0.0612	0.0529	0.511
0.465	0.0563	0.0513	0.510
0.490	0.0517	0.0498	0.509
0.514	0.0480	0.0486	0.508

Run: jb0677
Avg RPM: 5014

J	C_T	C_P	η
0.434	0.0616	0.0526	0.507
0.462	0.0568	0.0516	0.509
0.493	0.0508	0.0495	0.507
0.516	0.0472	0.0481	0.506
0.540	0.0436	0.0470	0.501
0.572	0.0374	0.0443	0.482
0.598	0.0321	0.0419	0.458
0.628	0.0255	0.0388	0.413
0.649	0.0215	0.0368	0.379
0.679	0.0157	0.0340	0.313
0.699	0.0118	0.0320	0.258
0.731	0.0049	0.0284	0.127

0.752	0.0001	0.0257	0.004
0.786	-0.0077	0.0215	-0.280
0.810	-0.0134	0.0181	-0.600
0.836	-0.0192	0.0145	-1.112
0.862	-0.0256	0.0107	-2.072
0.888	-0.0317	0.0071	-3.969

Run: jb0678
Avg RPM: 5986

J	C_T	C_P	η
0.088	0.1098	0.0534	0.181
0.105	0.1094	0.0540	0.213
0.129	0.1088	0.0549	0.256
0.152	0.1080	0.0558	0.294
0.172	0.1071	0.0565	0.325
0.196	0.1062	0.0576	0.361
0.219	0.1049	0.0586	0.392
0.242	0.1035	0.0595	0.421
0.263	0.1018	0.0600	0.446
0.285	0.1001	0.0609	0.468
0.306	0.0980	0.0612	0.490
0.328	0.0946	0.0609	0.509
0.349	0.0912	0.0607	0.525
0.369	0.0884	0.0606	0.538
0.389	0.0851	0.0602	0.550
0.409	0.0785	0.0586	0.548
0.434	0.0731	0.0574	0.553

Run: jb0679
Avg RPM: 6012

J	C_T	C_P	η
0.370	0.0889	0.0609	0.540
0.389	0.0854	0.0603	0.550
0.410	0.0783	0.0585	0.548
0.436	0.0723	0.0571	0.553
0.453	0.0685	0.0559	0.555
0.475	0.0602	0.0531	0.538
0.495	0.0560	0.0519	0.534
0.514	0.0527	0.0507	0.534
0.541	0.0478	0.0490	0.528
0.560	0.0444	0.0477	0.522
0.589	0.0387	0.0453	0.503
0.607	0.0351	0.0438	0.487
0.631	0.0296	0.0412	0.453
0.651	0.0258	0.0394	0.426
0.675	0.0207	0.0369	0.379
0.693	0.0168	0.0349	0.334
0.718	0.0112	0.0320	0.252
0.737	0.0070	0.0297	0.173
0.761	0.0009	0.0263	0.025

References

- [1] W. F. Durand. Experimental Research on Air Propellers. 1918.
- [2] W. F. Durand and E. P. Lesley. Tests on Air Propellers in Yaw. *NACA Report 113*, 1923.
- [3] J. W. Crowley Jr. and R. E. Mixson. Characteristics of Five Propellers in Flight. *NACA Report 292*, 1929.
- [4] F. E. Weick. Full-Scale Wind-Tunnel Tests with a Series of Propellers of Different Diameters on a Single Fuselage. *NACA Report 339*, 1931.
- [5] D. H. Wood. Full-Scale Tests of Metal Propellers at High Tip Speeds. *NACA Report 375*, 1932.
- [6] H. B. Freeman. The Effect of Small Angles of Yaw and Pitch on the Characteristics of Airplane Propellers. *NACA Report 389*, 1932.
- [7] G. W. Stickle. Measurement of the Differential and Total Thrust and Torque of Six Full-Scale Adjustable-Pitch Propellers. *NACA Report 421*, 1933.
- [8] H. Borok. Dependence of Propeller Efficiency on Angle of Attack of Propeller Blade. *NACA TM-54*, 1921.
- [9] A. Betz. The Theory of the Screw Propeller. *NACA TN-83*, 1922.
- [10] M. M. Munk. Notes on Propeller Design I - The Energy Losses of the Propeller. *NACA TN-91*, 1922.

- [11] M. M. Munk. Reduction in Efficiency of Propellers Due to Slipstream. *NACA TN-170*, 1923.
- [12] E. P. Lesley. Test of a Model Propeller with Symmetrical Blade Sections. 1926.
- [13] B. W. Corson Jr. and J. D. Maynard. The Effect of Simulated Icing on Propeller Performance. 1946.
- [14] M. S. Selig, J. J. Guglielmo, A. P. Broeren, and P. Giguère. *Summary of Low-Speed Airfoil Data, Vol. 1*. SoarTech Publications, Virginia Beach, Virginia, 1995.
- [15] M. S. Selig, C. A. Lyon, P. Giguère, C. N. Ninham, and J. J. Guglielmo. *Summary of Low-Speed Airfoil Data, Vol. 2*. SoarTech Publications, Virginia Beach, Virginia, 1996.
- [16] C. A. Lyon, A. P. Broeren, P. Giguère, A. Gopalarathnam, and M. S. Selig. *Summary of Low-Speed Airfoil Data, Vol. 3*. SoarTech Publications, Virginia Beach, Virginia, 1998.
- [17] M. S. Selig. *Summary of Low-Speed Airfoil Data, Vol. 4*. SoarTech Publications, Virginia Beach, Virginia, 2005.
- [18] W. Z. Stepniewski and C. N. Keys. *Rotary-Wing Aerodynamics*. Dover Publications, New York, 1984.
- [19] B. W. McCormick. *Aerodynamics Aeronautics and Flight Mechanics, Second Ed.* John Wiley & Sons, New York, 1995.
- [20] J. B. Barlow, Jr. W. H. Rae, and A. Pope. *Low-Speed Wind Tunnel Testing, Third Ed.* John Wiley and Sons, New York, 1984.
- [21] H. Glauert. *The Elements of Aerofoil and Airscrew Theory, Second Ed.* University Press, Cambridge, 1948.
- [22] M. S. Selig and J. L. Tangler. Development and Application of a Multipoint Inverse Design Method for Horizontal Axis Wind Turbines. *Wind Engineering*, 1995.

- [23] H. W. Coleman and W. G. Steele, Jr. *Experimentation and Uncertainty Analysis For Engineers*. John Wiley and Sons, New York, 1989.
- [24] H. Gurbacki. *Ice-Induced Unsteady Flowfield Effects on Airfoil Performance*. PhD thesis, University of Illinois at Urbana-Champaign, 2003.
- [25] R. E. Wilson and P. D. S. Lissaman. *Applied Aerodynamics of Wind Power Machines*. NTIS PB 238594. 1974.
- [26] R. E. Wilson and S. N. Walker. A FORTRAN Program for the Determination of Performance, Load and Stability Derivatives of Windmills. Department of Mechanical Engineering, Oregon State University. National Science Foundation, Research Applied to Natinoal Needs (RANN) under Grant No. GI-41840, 1974.
- [27] R. E. Wilson, P. B. S. Lissaman, and S. N. Walker. Aerodynamic Performance of Wind Turbines. Department of Mechanical Engineering, Oregon State University. National Science Foundation, Research Applied to Natinoal Needs (RANN), Rep. No. NSF/RA-760228, 1976.
- [28] B. Hibbs and R. L. Radkey. Calculating Rotor Performance with the Revised PROP Computer Code. Wind Energy Research Center, Rockwell International, Golden, CO, RFP-3508, UC-60, 1983.
- [29] J. L. Tangler. Horizontal-Axis Wind Turbine Performance Prediction Code PROPSH. Wind Energy Research Center, Golden, CO, 1983.
- [30] J. L. Tangler. HAWT Performance Prediction Code for Personal Computers. Solar Energy Research Institute, Golden, CO, 1987.
- [31] Martin Hepperle. *PropellerScanner Manual*. MH AeroTools, www.mh-aerotools.de, 2003.