

Estruturas Tridimensionais

No espaço 3D - su as seguintes estruturas isostáticas:

- vigas poligonais
- grelhas (caso particular)

Relembrando, o equilíbrio estático implica em:

$$\begin{cases} \vec{R} = \vec{0} \Rightarrow \sum_{i=1}^n \vec{F}_i = \vec{0} \\ \vec{M}_0 = \vec{0} \Rightarrow \sum_{i=1}^n (P_i - O) \wedge \vec{F}_i = \vec{0} \end{cases}$$

onde P_i é o ponto de aplicação da carga \vec{F}_i .

Assim:

$$\vec{R} = R_x \vec{i} + R_y \vec{j} + R_z \vec{k} = \vec{0}$$

$$\vec{M}_0 = M_{0,x} \vec{i} + M_{0,y} \vec{j} + M_{0,z} \vec{k} = \vec{0}$$

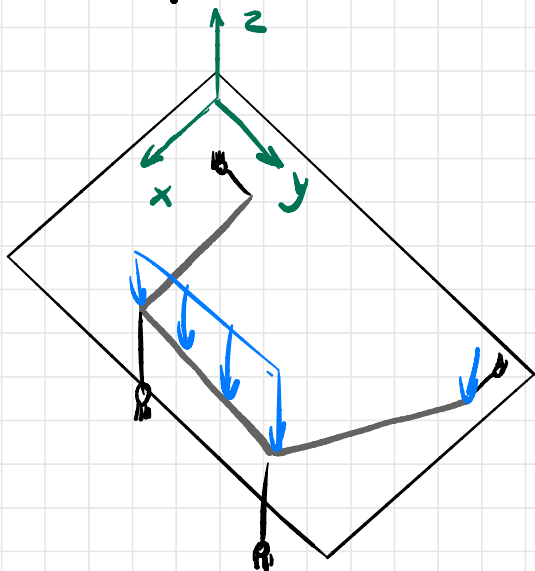
E obtêm-se 6 equações de equilíbrio:

$$R_x = 0; R_y = 0; R_z = 0; M_{0,x} = 0; M_{0,y} = 0; M_{0,z} = 0.$$

Grelhas

As grelhas são um caso particular de vigas poligonais espaciais, sendo que a estrutura está contida no plano, porém o carregamento é **perpendicular** ao plano.

Por exemplo:

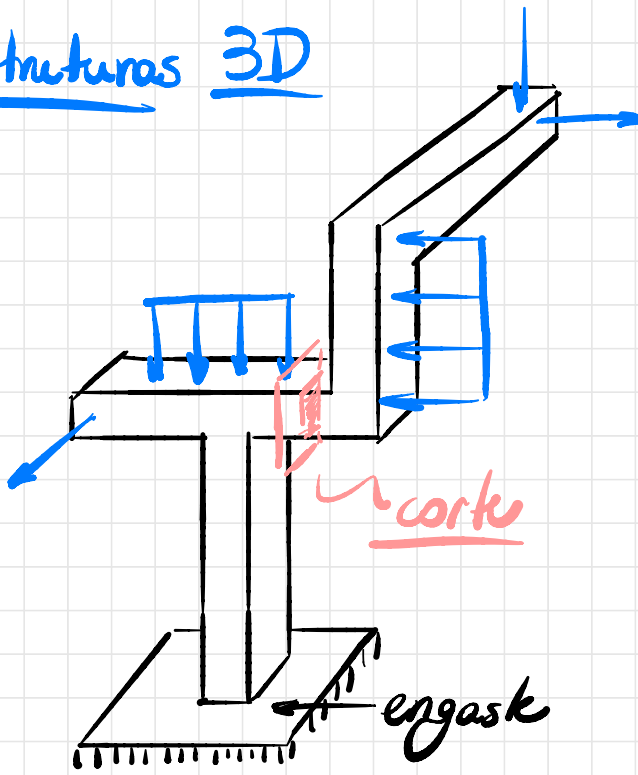


$\left. \begin{array}{l} \text{estrutura } \in Oxy \\ \vec{F}_i \perp Oxy, \forall i \end{array} \right\}$

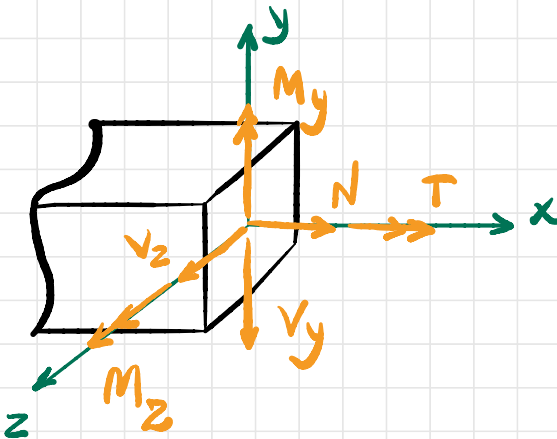
Dessa forma as seguintes equações são trivialmente atendidas:

$$R_x = 0; R_y = 0; M_z = 0.$$

Estruturas 3D

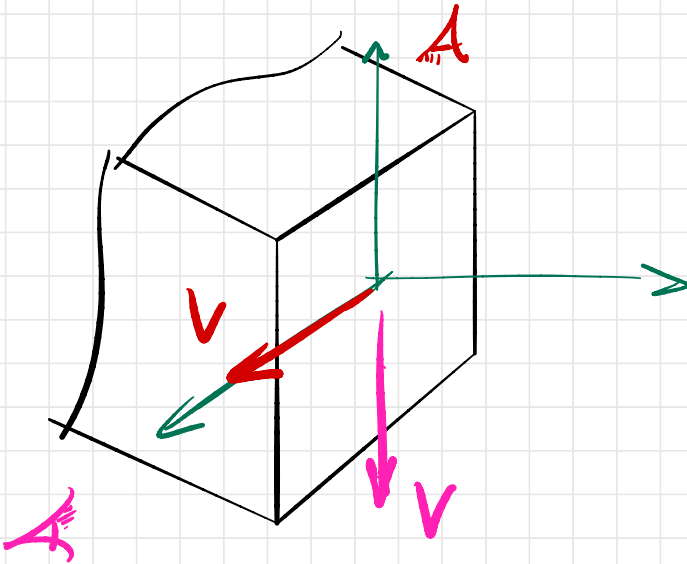


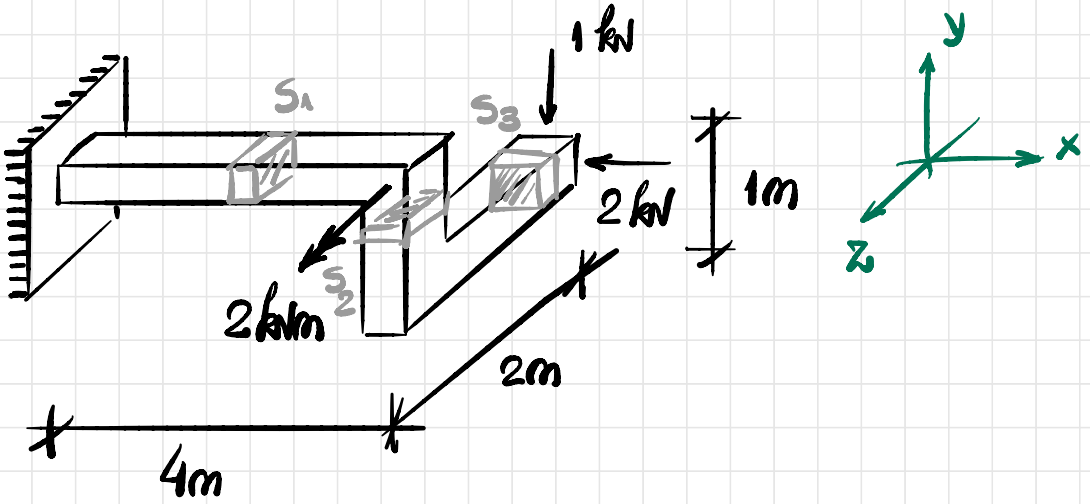
Fazendo um corte:



Convenção de Sinais

- $N > 0$: saindo da seção
- $T > 0$: saindo da seção
- M_y, M_z : desenhado do lado tracionado
- V_y, V_z : são positivas quando provocam um giro na seção transversal no sentido horário quando se está olhando no sentido contrário do eixo.

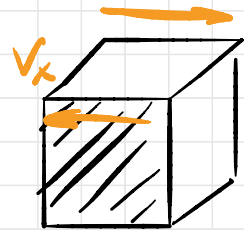
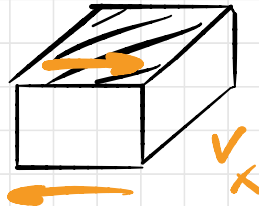
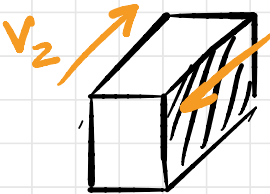
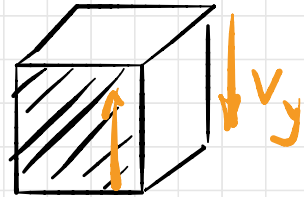
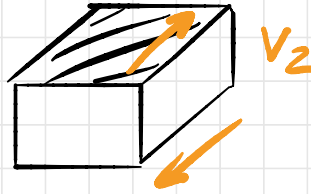
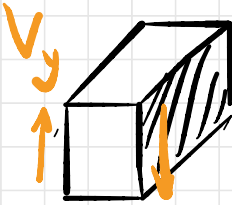




Seção S_1 :

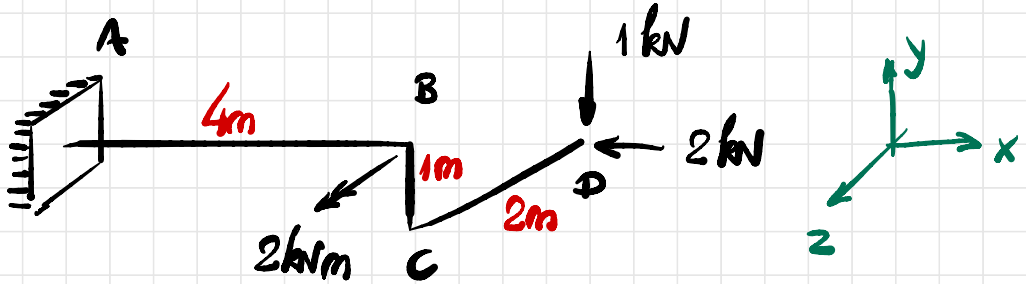
Seção S_2 :

Seção S_3 :

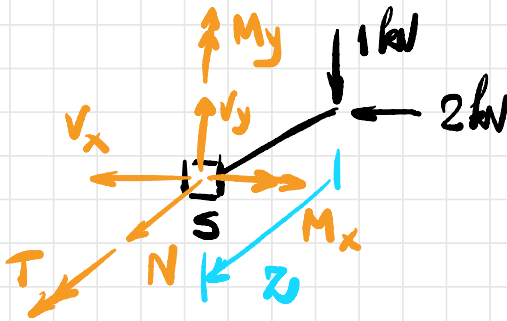


Voltando ao exemplo para obter os diagramas.

Representando a estrutura usando vigas:



Fazendo um corte na barra CD:



$$\sum F_x = 0: V_x + 2 = 0 \Rightarrow V_x = -2 \text{ kN}$$

$$\sum F_y = 0: V_y - 1 = 0 \Rightarrow V_y = 1 \text{ kN}$$

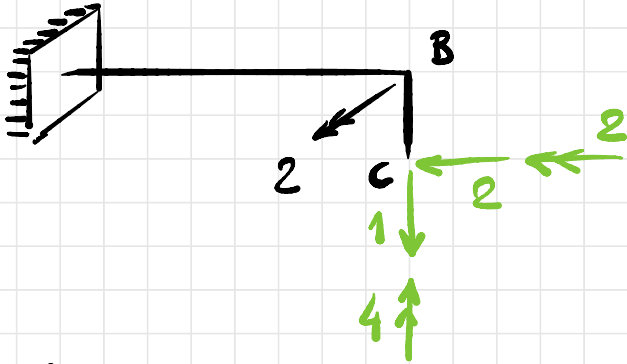
$$\sum F_z = 0: N = 0$$

$$\sum M_{x,s} = 0: M_x - 1 \cdot z = 0 \Rightarrow M_x = z \quad \oplus \text{ em cima}$$

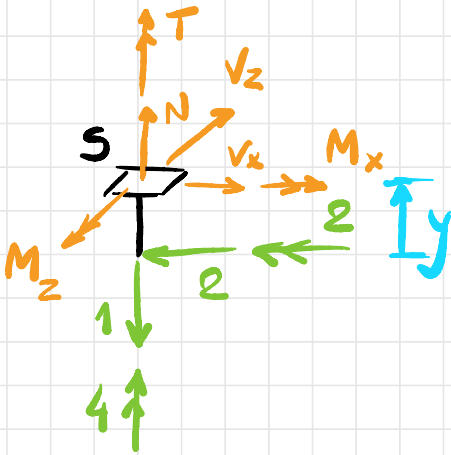
$$\sum M_{y,s} = 0: M_y + 2 \cdot z = 0 \Rightarrow M_y = -2z \quad \oplus \text{ esquerda}$$

$$\sum M_{z,s} = 0: T = 0$$

Fazendo o transporte para C:



E fazendo um corte na barra BC:



$$\sum F_x = 0: V_x - 2 = 0$$

$$V_x = 2 \text{ kN}$$

$$\sum F_y = 0: N - 1 = 0$$

$$N = 1 \text{ kN}$$

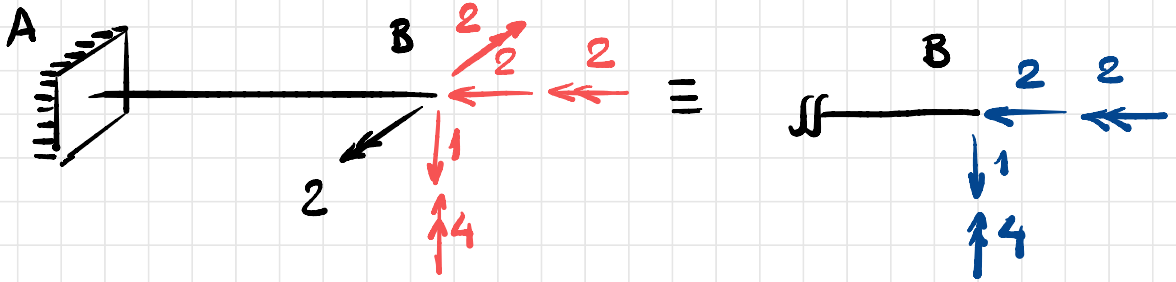
$$\sum F_z = 0: V_z = 0$$

$$\sum M_{x,S} = 0: M_x - 2 = 0 \Rightarrow M_x = 2 \text{ kNm} \oplus \text{atrás}$$

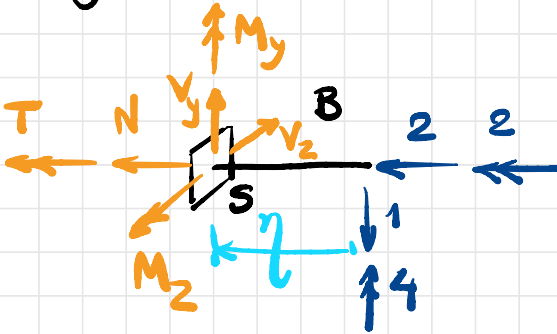
$$\sum M_{y,S} = 0: T + 4 = 0 \Rightarrow T = -4 \text{ kNm}$$

$$\sum M_{z,S} = 0: M_z - 2y = 0 \Rightarrow M_z = 2y \oplus \text{direitas}$$

Fazendo o transporte para B:



E fazendo um corte na barra AB:



$$\sum F_x = 0: -N - 2 = 0 \Rightarrow N = -2 \text{ kN}$$

$$\sum F_y = 0: V_y - 1 = 0 \Rightarrow V_y = 1 \text{ kN}$$

$$\sum F_z = 0: V_z = 0$$

$$\sum M_{x,S} = 0: -T - 2 = 0 \Rightarrow T = -2 \text{ kNm}$$

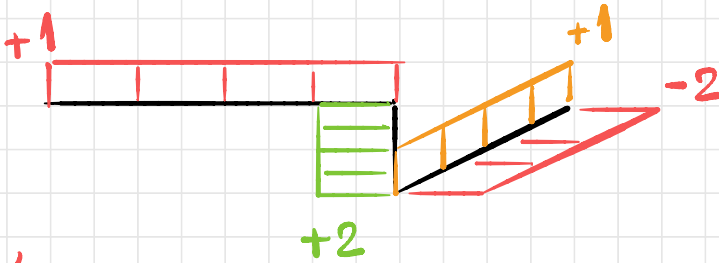
$$\sum M_{y,S} = 0: M_y + 4 = 0 \Rightarrow M_y = -4 \text{ kNm} \quad (+) \text{ atrás}$$

$$\sum M_{z,S} = 0: M_z - 1 \cdot \ell = 0 \Rightarrow M_z = \ell \quad (+) \text{ em cima}$$

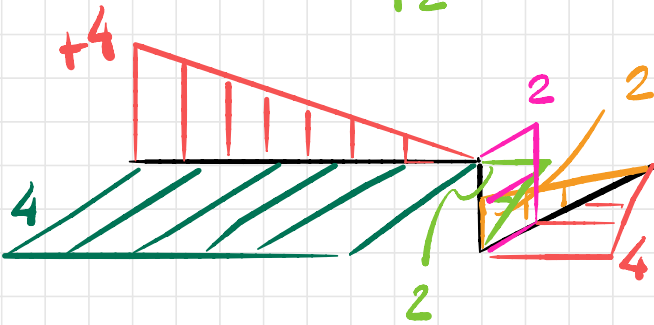
Diagramas:



N [kN]



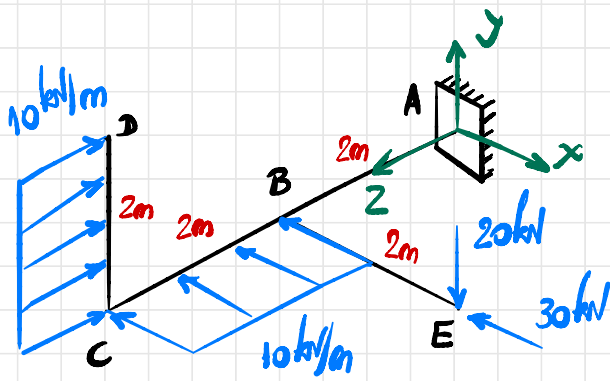
V [kN]



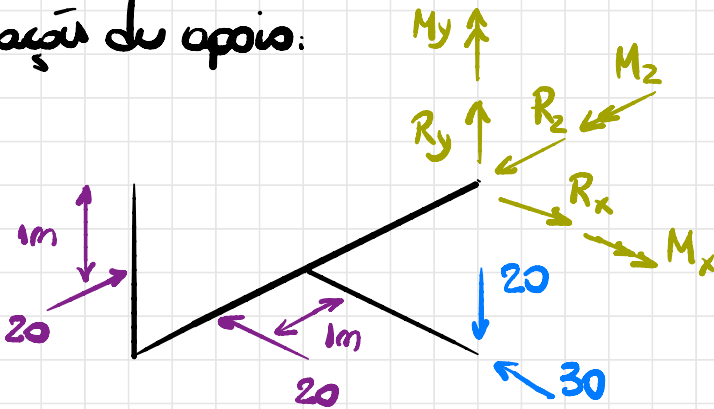
M [kNm]



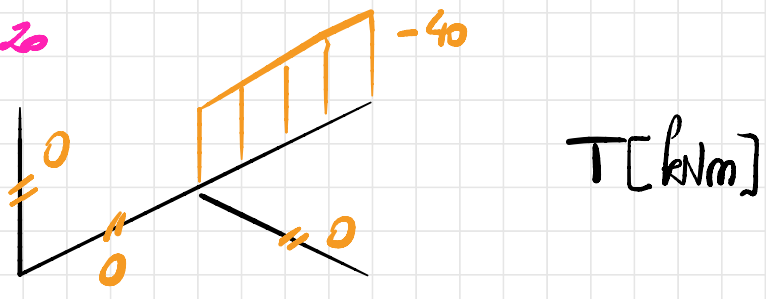
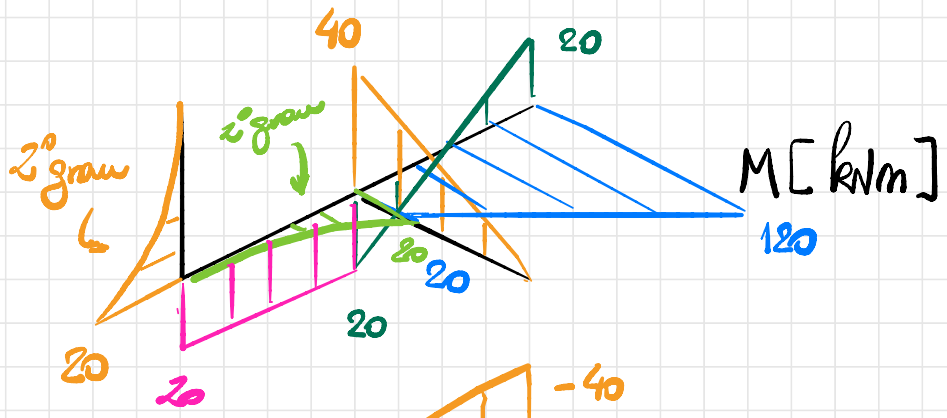
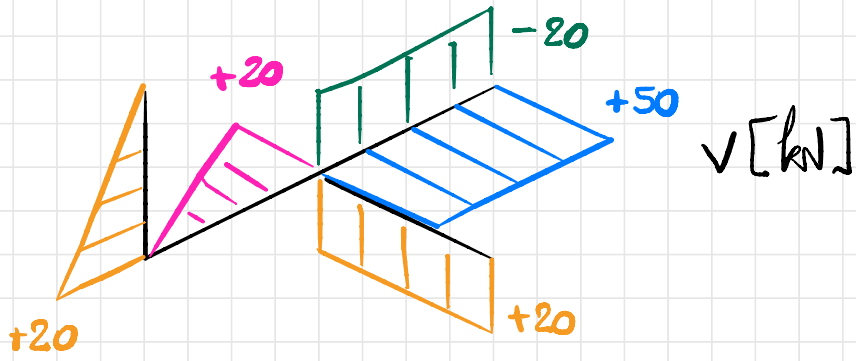
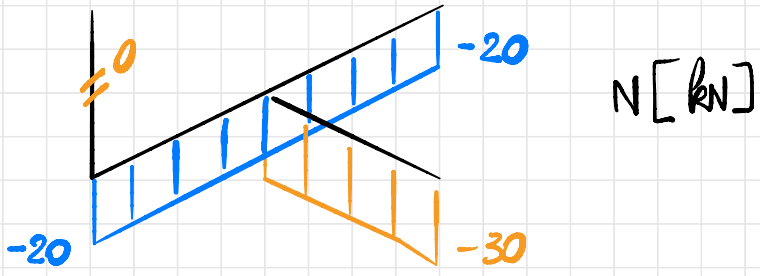
T [kNm]



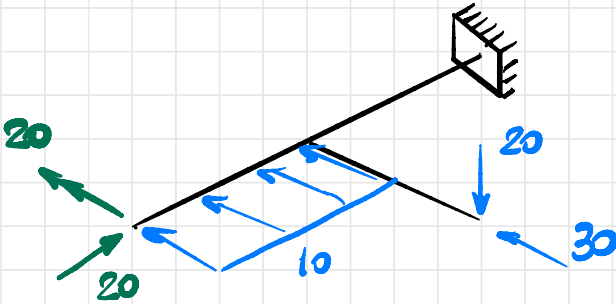
Reações de apoio:



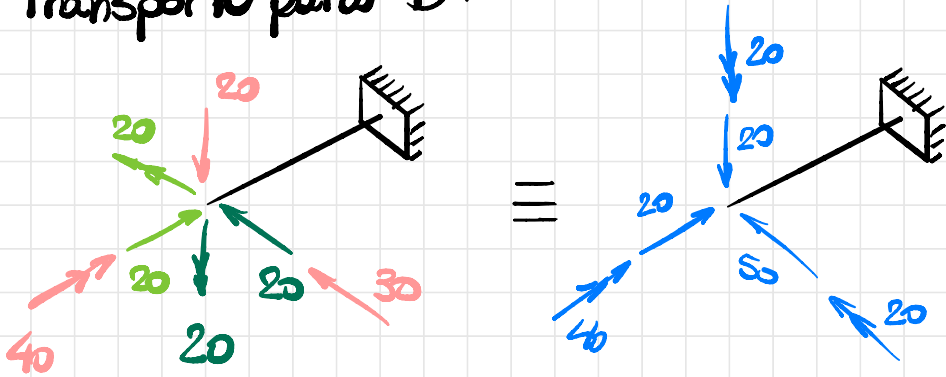
$$\left\{ \begin{array}{l} \sum F_x = 0: R_x - 20 - 30 = 0 \Rightarrow R_x = 50 \text{ kN} \\ \sum F_y = 0: R_y - 20 = 0 \Rightarrow R_y = 20 \text{ kN} \\ \sum F_z = 0: R_2 - 20 = 0 \Rightarrow R_2 = 20 \text{ kN} \\ \sum M_{x,A} = 0: M_x + 20 \cdot 2 - 20 \cdot 1 = 0 \Rightarrow M_x = -20 \text{ kNm} \\ \sum M_{y,A} = 0: M_y - 30 \cdot 2 - 20 \cdot 3 = 0 \Rightarrow M_y = 120 \text{ kNm} \\ \sum M_{z,A} = 0: M_2 - 20 \cdot 2 = 0 \Rightarrow M_2 = 40 \text{ kNm} \end{array} \right.$$



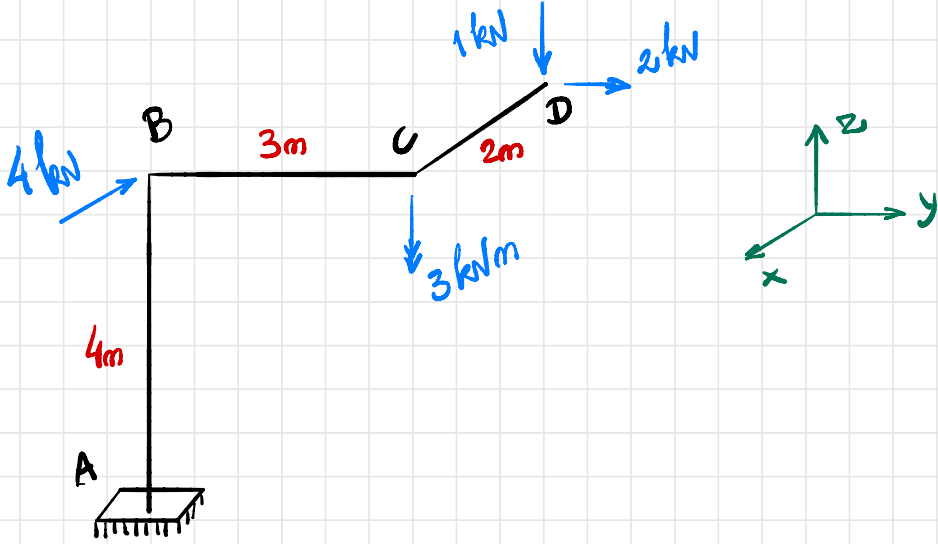
Transporte para C:



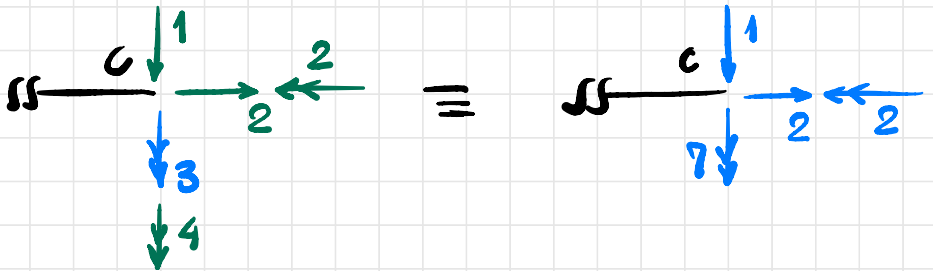
Transporte para B:



* Os diagramas da barra AB pode ser calculado por esse transporte. Feito via reações, as forças e momentos acima servem como verificações.



Transporte para C:



Transporte para B:

