

AUP2002 Projeto Integrado
Profas. Denise e Sara
Aula 11/09/2020

Requisitos de Projeto

Requisitos

→ Imprescindíveis / Desejáveis

é importante hierarquizar

→ Conceituais/ Técnicos / de Uso / Comerciais

Pensar em diferentes categorias de requisitos para nortear o desenvolvimento

→ Uso dos requisitos

quando for criar / propor ideias - não é necessário se ater aos requisitos, podem ser propostas mais livres

quando for selecionar as alternativas, deve-se considerar o que foi estabelecido pelo grupo nos requisitos

AUP2002 Projeto Integrado
Profas. Denise e Sara
Aula 11/09/2020

Desenho para concepção

Tipos de Desenho

→ **Concepção**

são desenhos mais soltos, que visam apresentar rapidamente as ideias para discussão e seleção no grupo

→ **Desenvolvimento**

após amadurecimento das ideias propostas, o desenho evolui para algo mais detalhado, com mais vistas e inclusão de outras informações. Nesta categoria também temos os desenhos esquemáticos e de situações de uso.


→ **Comunicação**

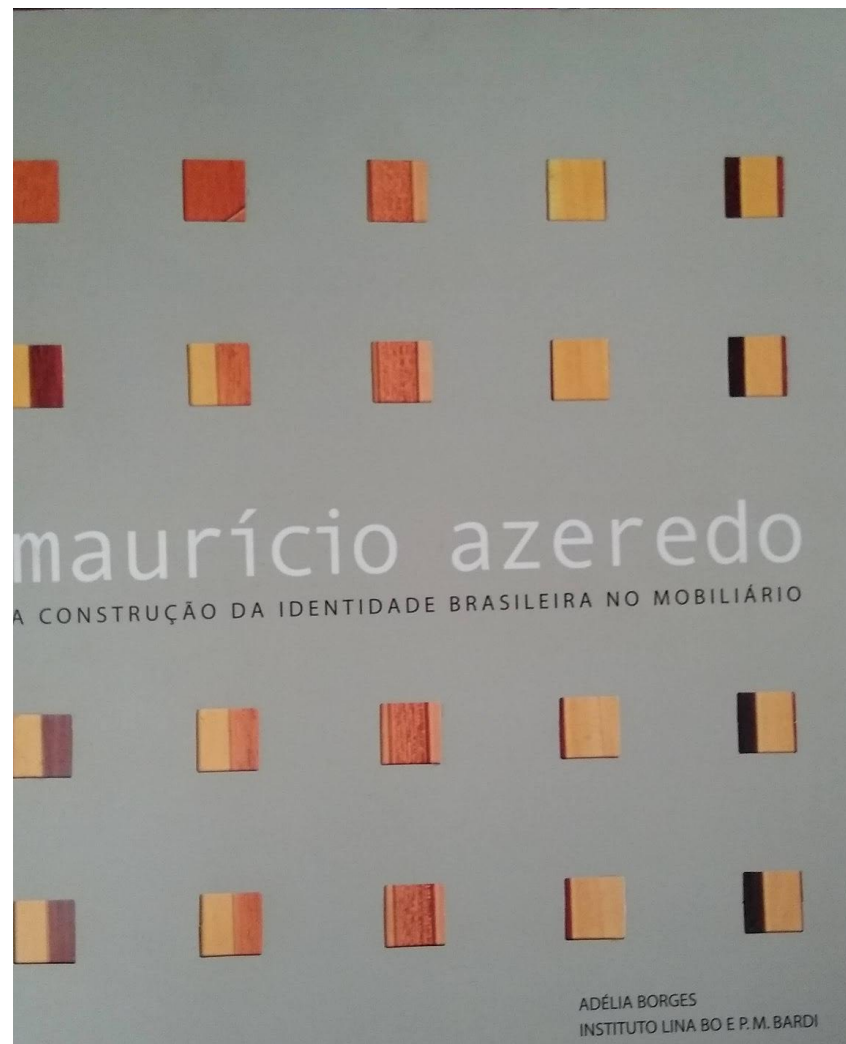
Pode ser dividido em Renderings ou desenhos de apresentação formal ,
Desenhos técnicos para comunicação da estrutura do produto e Desenhos técnicos de fabricação

Portfolio S
Product Design

RESEARCH METHODS FOR PRODUCT DESIGN

Alex Milton
& Paul Rodgers







**Product
Design Now:
Renderings**

Cristian Campos

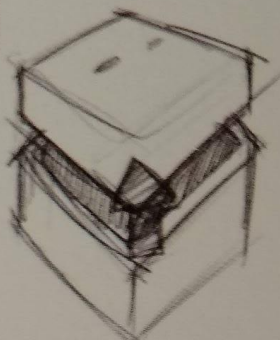


GET TO
PASS THE WING

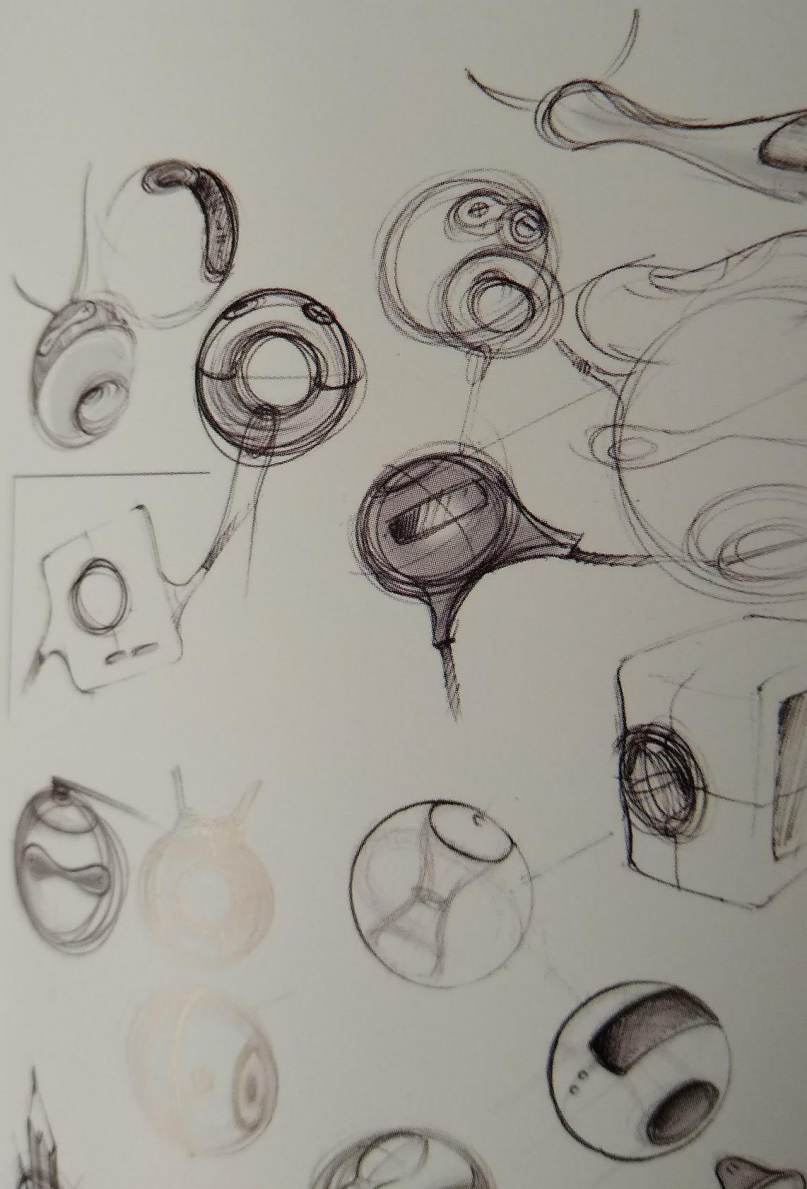


WAKE UP
TO SEE THE
THING AROUND*

*CONTROL THE VTS!



MOTION SENSOR



Pensando a forma

Plantronics Pulsar


One & Co (2006)
www.oneandco.com
hello@oneandco.com



Plantronics Pulsar are headphones that work by a voice and data transmission system between Bluetooth devices. Besides the fact that the headphones can be connected wirelessly, the user can switch between the mobile phone and the iPod by pushing a

button. Designed for music lovers who are able to access their mobile phone with a switch of a button, Plantronics Pulsar ensure one misses a beat.





Sketches from the design process of the Jirafa lamp after the general concept of the lamp was found.

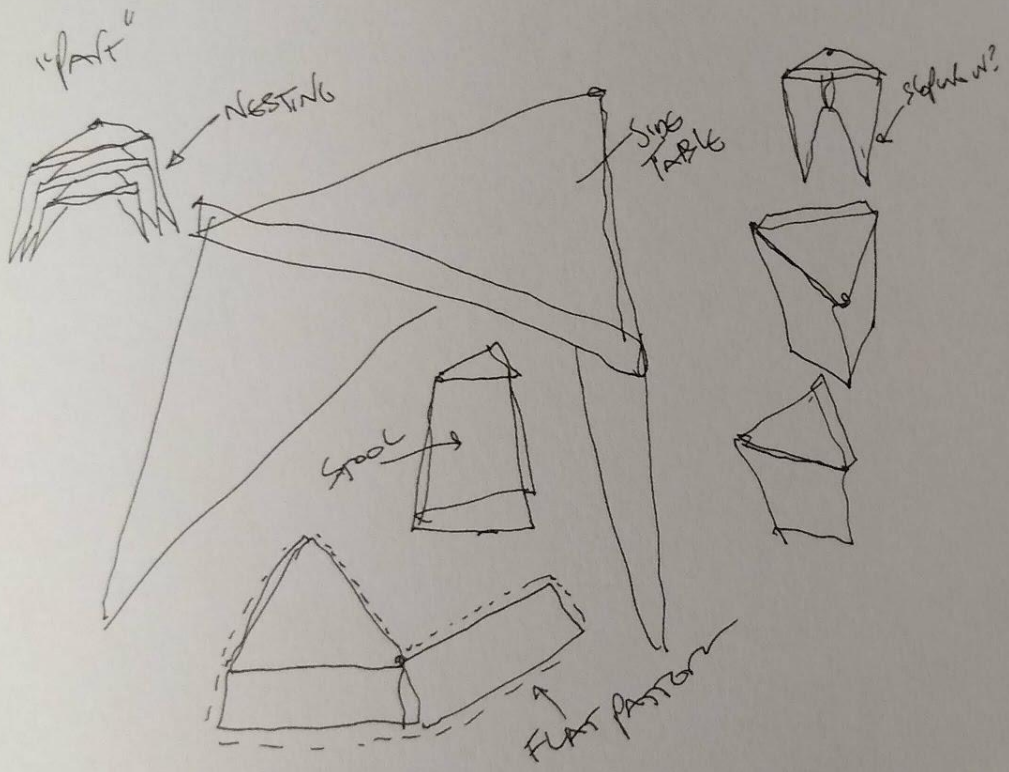



Fig. 1
Early concept sketches are quickly worked up into full-scale cardboard models by Stephen Burks during the design process for his Handmade Furniture tables. Burks believes working with full-scale models is crucial to understanding scale and usability.



...ly rewarded
of the new construction,
y by watching the travel of
encouraging them to con-
tinuously new experiments.

*Beispiel für die besten
Konstruktion*




demer 2 Sach für die

*im Rahmen zur Ansicht
nächsten durch
gruss Bloch*



NAME: Combinable Ball Path
OF DESIGNER: Matthias Etter
PUBLISHER: cuboro AG
DATE OF DEVELOPMENT: 1986 (current model), 1976 (prototype)
MATERIAL: beechwood
MINIMUM RECOMMENDED AGE: 5 years and upwards





Handwritten notes:
Baukasten
Zusatz II (Zusatz
auf die
Standard-
konstruktion)

wood and measure 50 cubic centimeters.
Playing with the cuboro system not only
develops skills and curiosity, but also
the playful exploration of physical
laws. After completion of the marble
run, the builders are not only rewarded
by the look of the new construction,
but primarily by watching the travel of
the marble, encouraging them to con-

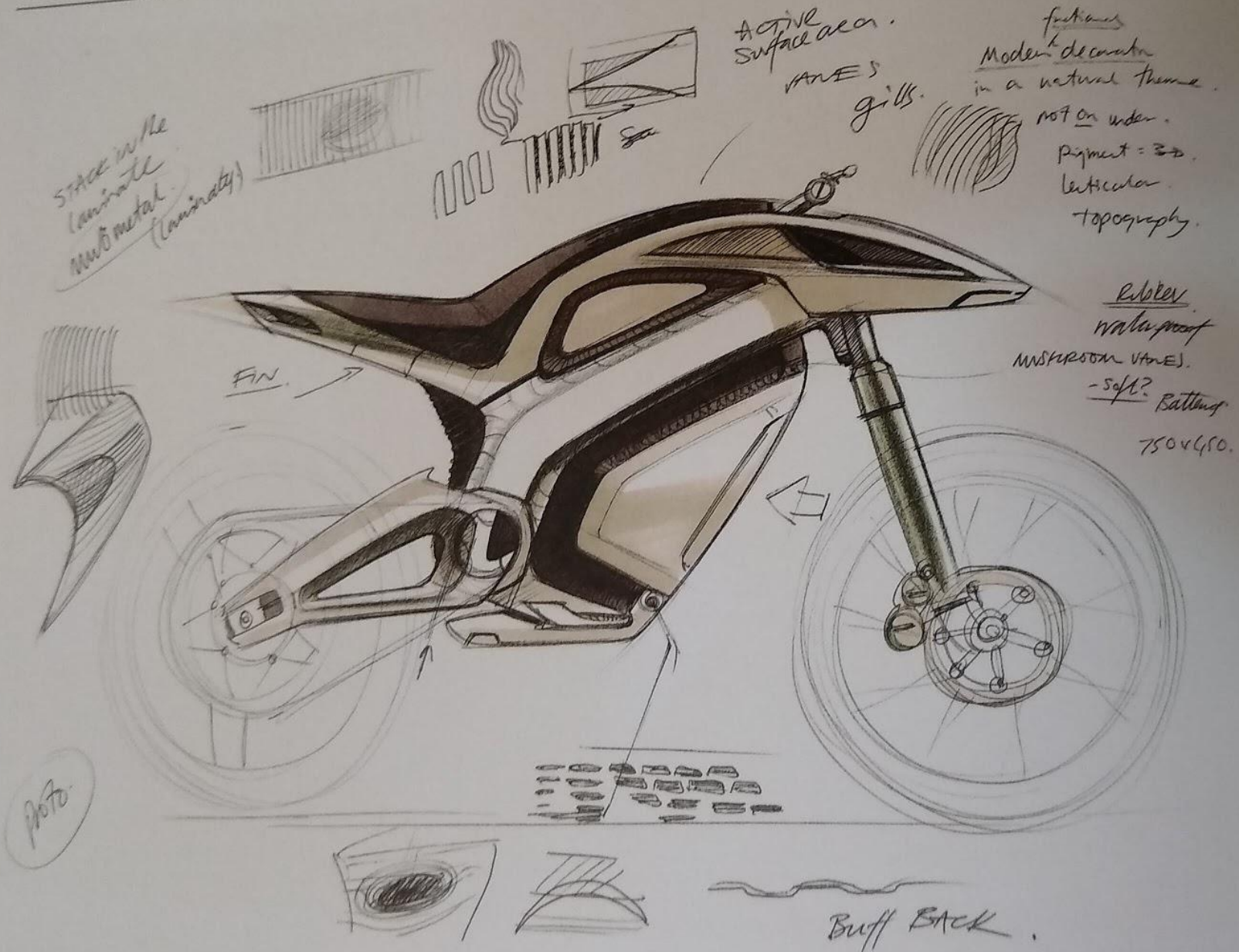


Fig. 8

Development sketch

ifically
dies and
better

of
res them
tion,
ons
ods can
issues

hods

gners


ol of

y of

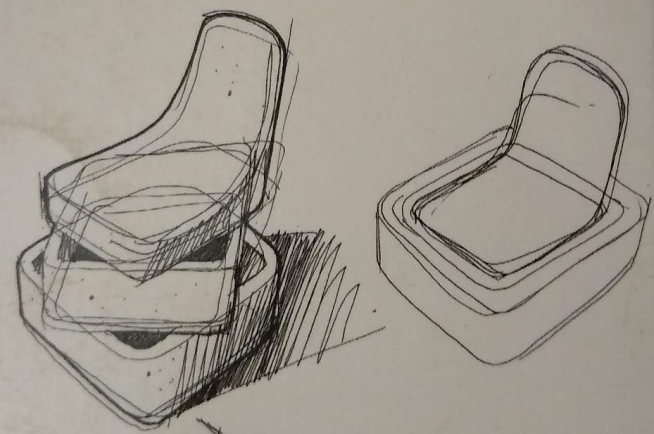
ward for
nar,

bsite at

SEAT PAN &
ARMS LOCK
BACKREST
INTO BASE.



BASE CAN ALSO BE HOT STOOL
& L. SPREADS W/ DIF. TIP.


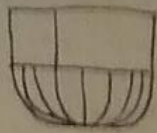



MOUNTED
CONCENTRIC
& THEN
STACKED ON
TOP OF EACH
OTHER.


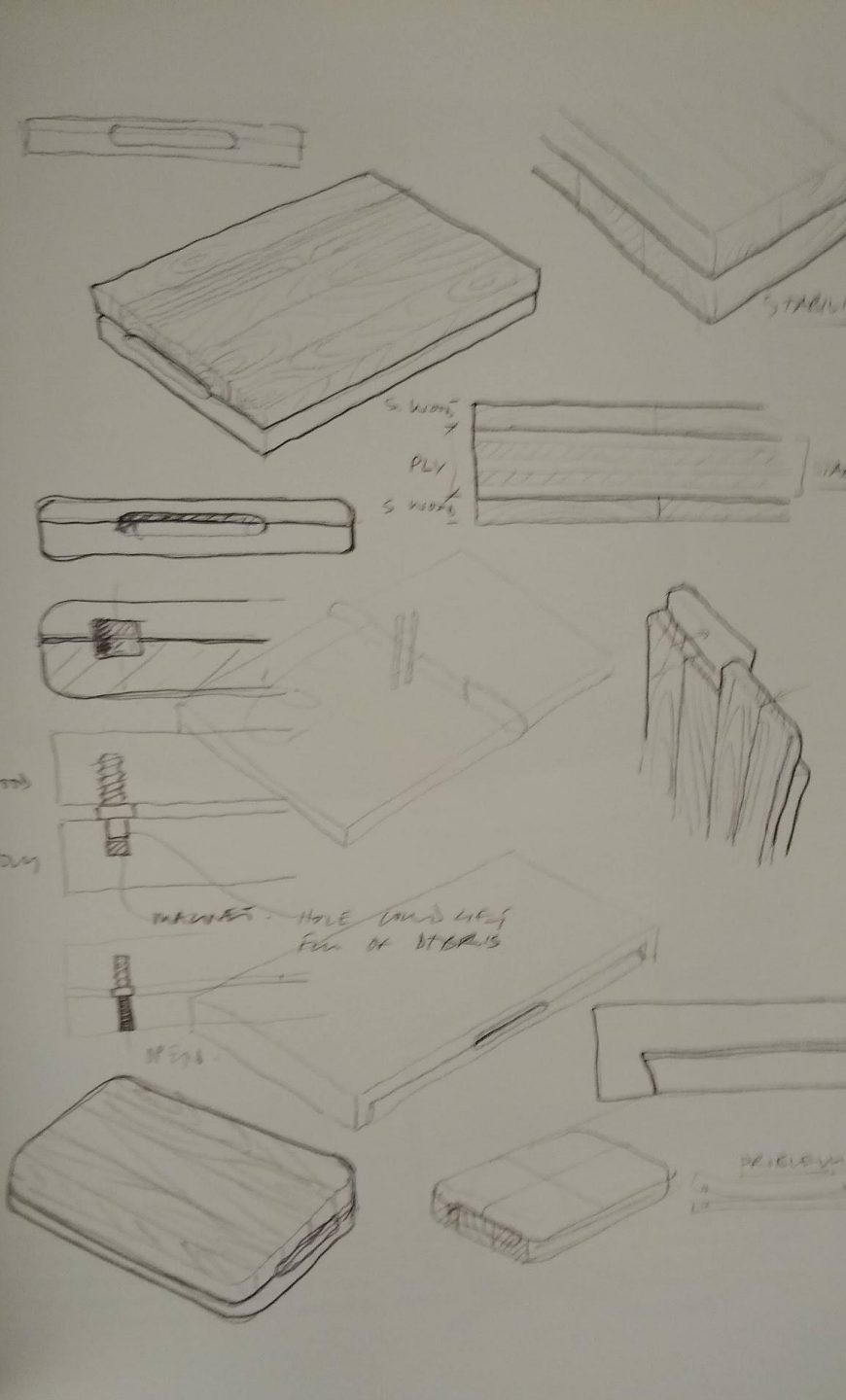


18x23 1/2 inch w/ 5 spacer

7/24/2010
10:05 AM



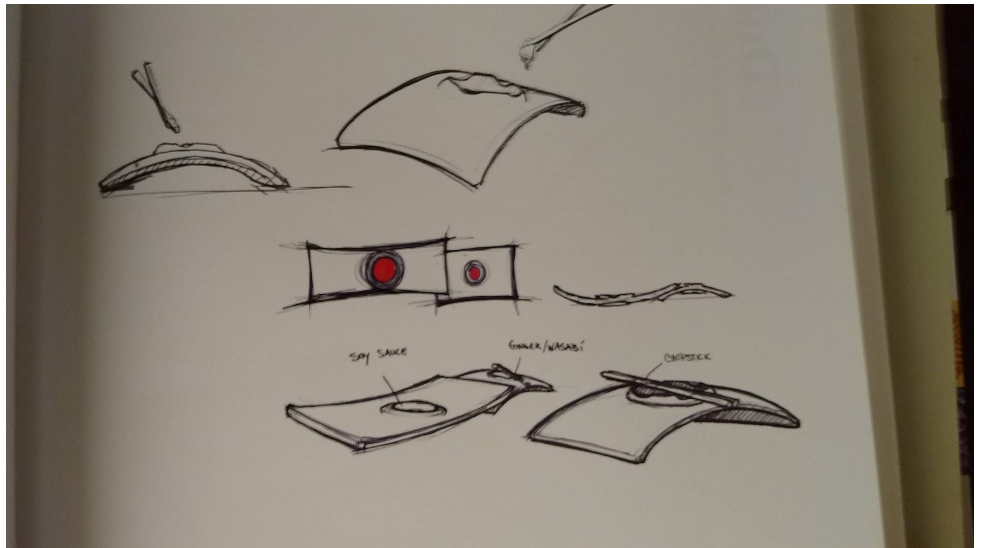
Small handwritten text at the bottom left corner, possibly a date or initials.



two-in-one chopping board made from mold-
polyene and beech wood, which allows the
different types of food without mixing
matting flavors. The two boards are
together by a patented magnetic system
ables easy separation for flexible use and
Dutch Design Plus award

Curved Sushi

Kevin Kraemer (2006)
www.conofoc.com/levinskramer
kramer.kevin@gmail.com



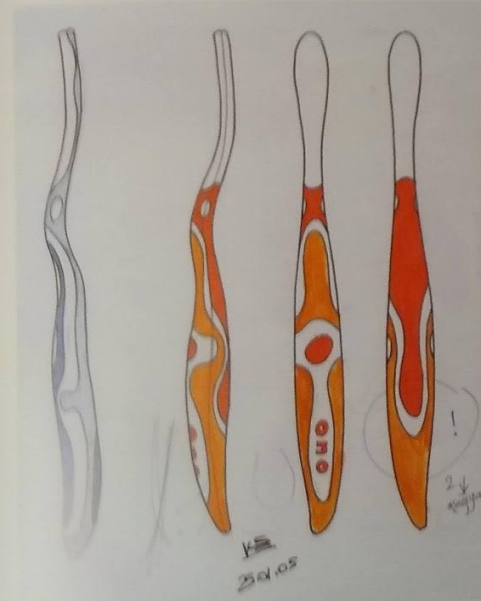
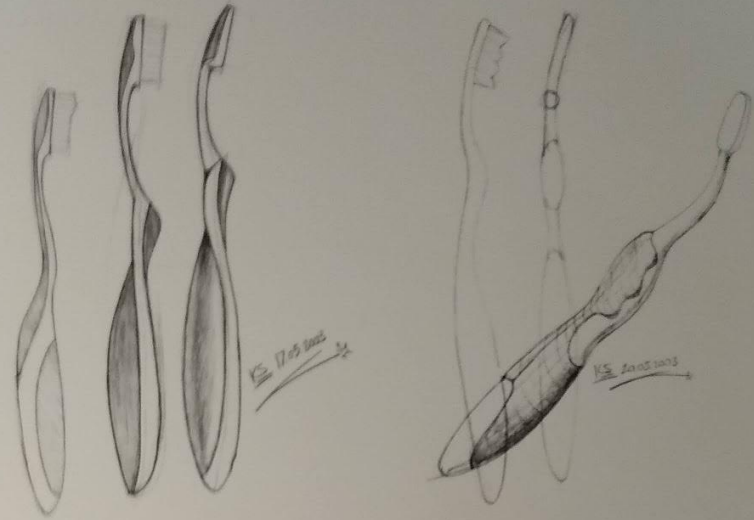
As its name indicates, Curved Sushi is a dish for sushi. Its design was requested by a Japanese restaurant that wanted one plate to hold the sushi, soy sauce, ginger, and wasabi. Curved Sushi has been manufactured by the process of slip casting, a low-cost, mass-production technique for ceramic items. It can create three different plate sizes and modular sets. The result is as simple as...

Banat Toothbrushes

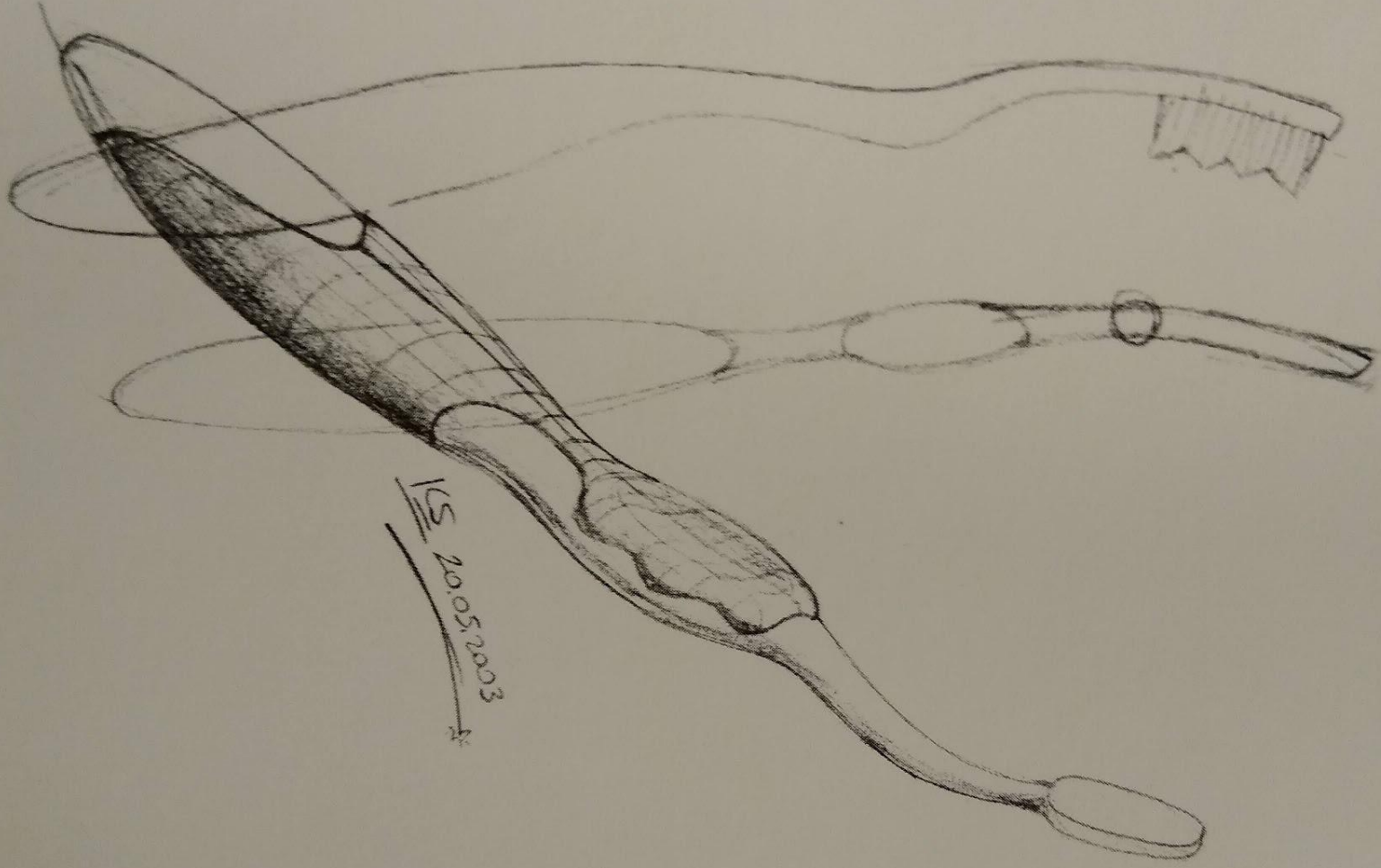
Kilit Tasi Design (2005)
www.kilittasi.com
info@kilittasi.com



Acrobat, Sweezy, and Tri-Action toothbrushes, designed by Kilit Tasi Design, feature a series of technological innovations that have revolutionized the normal standards of this type of product. The model seen here has two "handles" that secure the brush vertically to the edge of the glass, helping the water to easily so the brush more hygienic. The handle guarantees a perfect grip, keeping the user's hand from slipping.



The toothbrushes seen here are inclined at different angles, allowing the bristles to reach parts of the mouth that would not be reached if they were parallel to the handle.



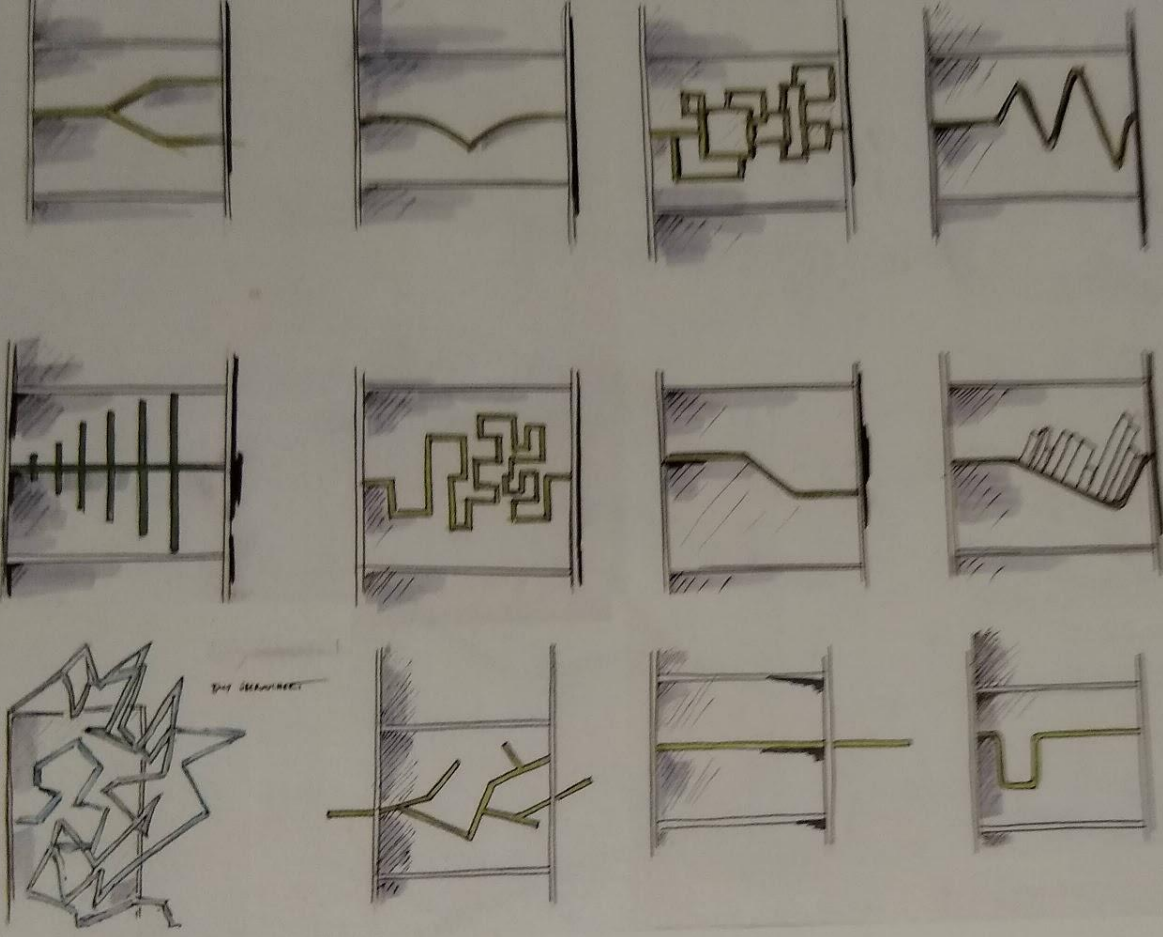
15/20.05.2003
*

Billy Wilder

ding3000 (2005)
www.ding3000.com
info@ding3000.com



As a tribute to Ikea's Billy shelf, which has sold more than forty-two million units worldwide, ding3000 launched the Billy Wilder. Inspired by the sharp twists and turns of tree branches, the Billy Wilder is jauntily chaotic—the perfect storage spot for unorganized books and magazines. In a sense, the playful, moristic approach to the phrase “our daily mess”



Das ist ein...
 (faint handwritten text)

Möge die Kraft /
 Struktur
 sein
 (faint handwritten text)





drawings and sketches are transferred to 3-D. The designers are then able to adjust the proportions and overall shape before making a physical model.

New Bus Shelter for London

Jedco (2008)
www.jedco.co.uk
info@jedco.co.uk

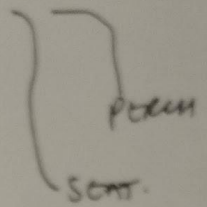


When the coordinating London public transport company launched a contest for the design of a new bus stop, Jedco decided to enter. The shelter had to meet a series of requirements: it had to be secure, informative, and flexible. Jedco incorporated solar panels, ticket dispensers, and an independent lighting system

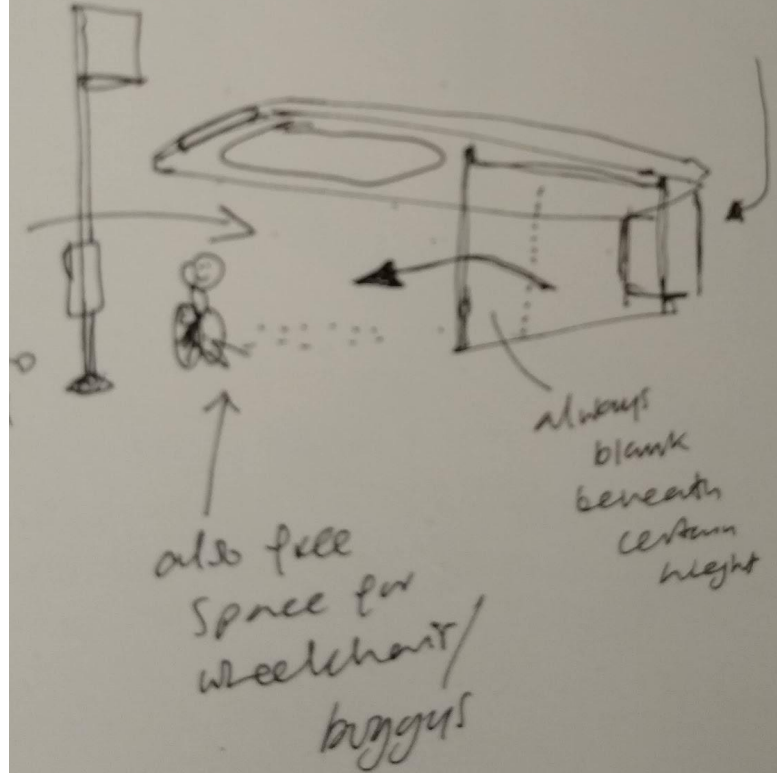
into its design. The selected building materials were chosen because they were durable, much less susceptible to being destroyed by theft and vandalism. Many of Jedco's innovations have been incorporated into the city's bus


PRIORITY SEATING.

WHERE?
HOW TO SHOW



WHEEL CHAIR PARKING SPACE



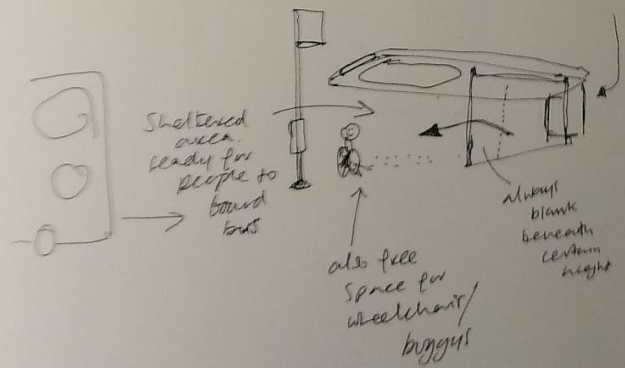


ENCOURAGE WALKING.

PRIORITY SEATING.


WHERE?
HOW TO SHOW
PEDEST.
SEAT.

WHEEL CHAIR PARKING SPACE



o material









■ PÁVÃO BRANCO

■ PÁVÃO AMARELO

■ MADEIRA

■ BOFETE

□ MATAPICHA

■ VINHÁTICO AMARELO

■ JACARANDA


□ = 3cm



Águas de Março, 1986


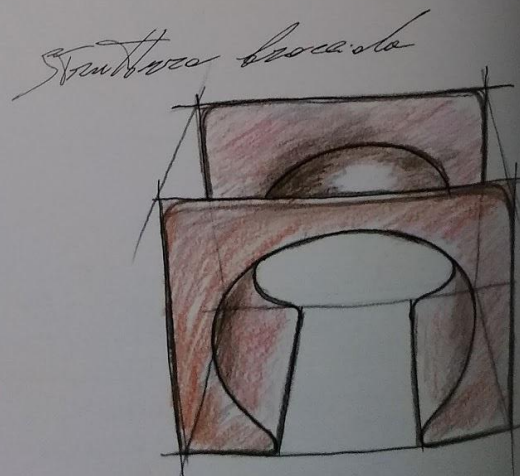
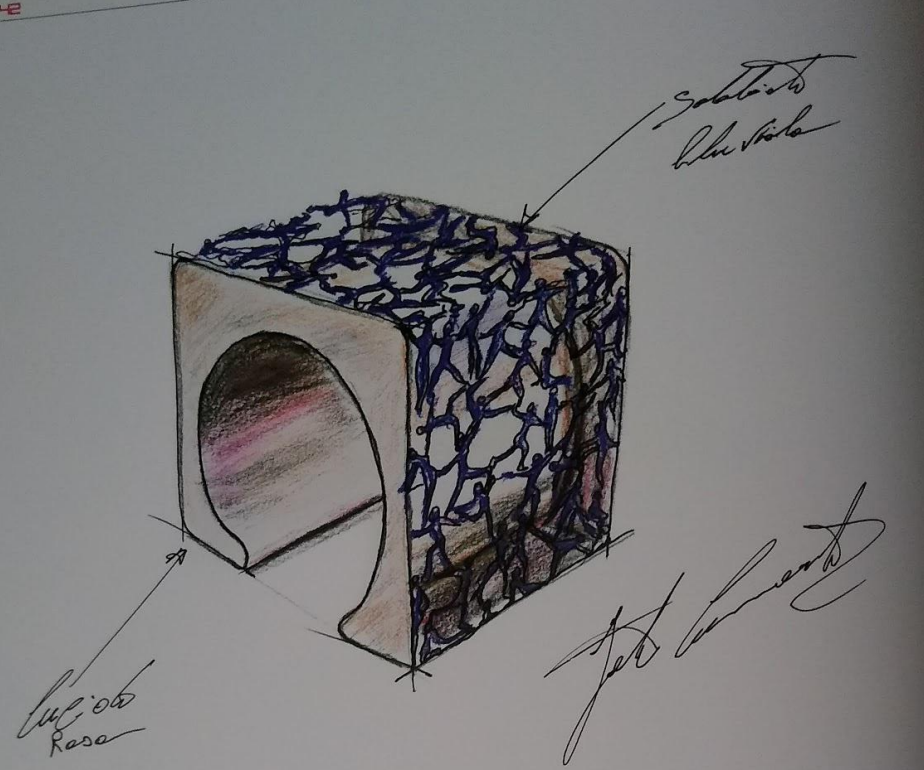
Como as águas que a nomeiam – numa homenagem ao compositor Tom Jobim –,

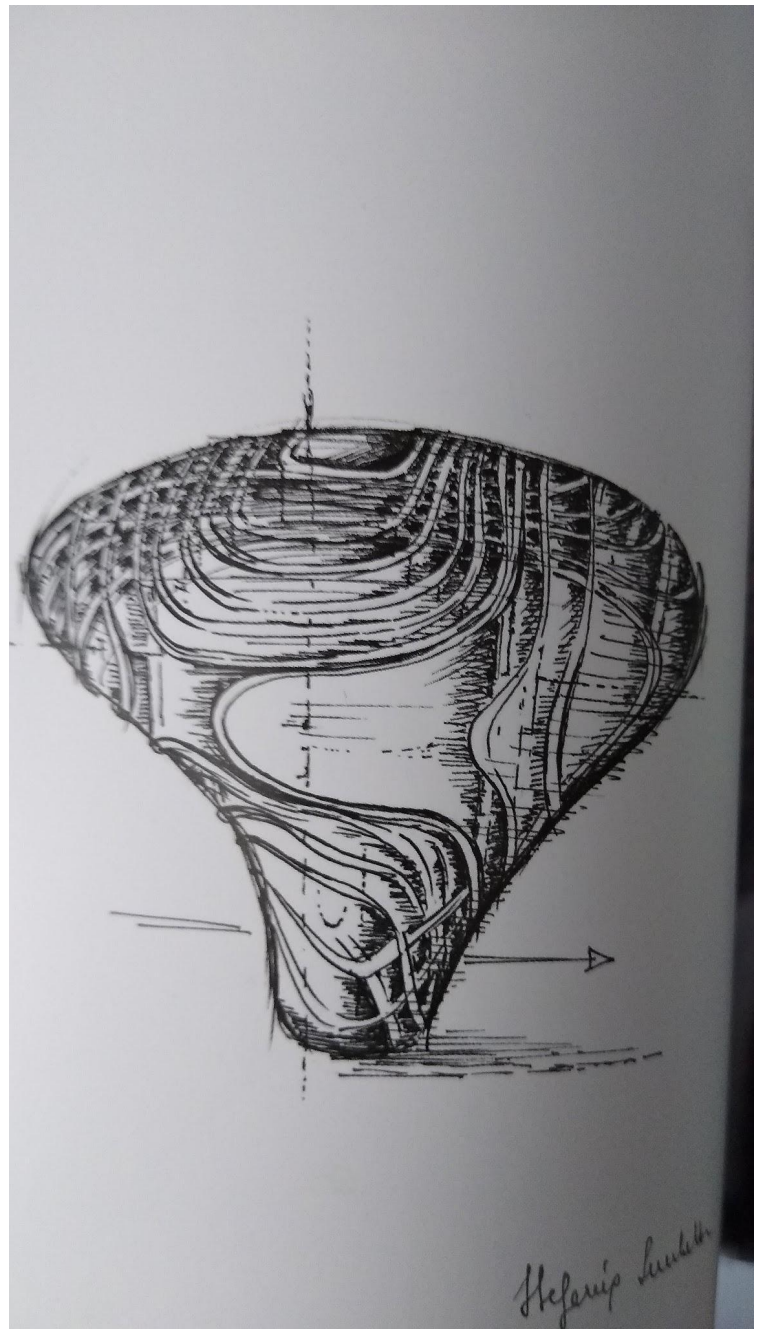
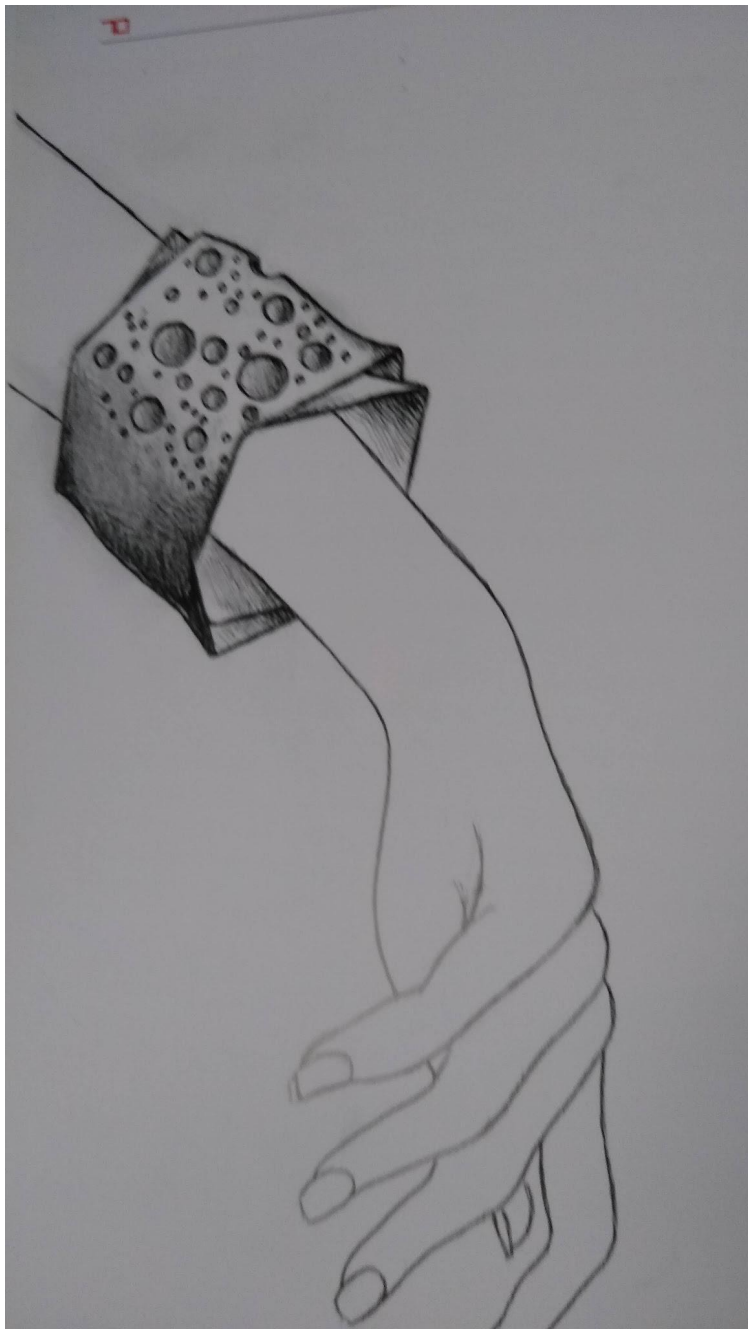




Scenofusion.com
12/10







Netgear Platinum II


NewDealDesign, Gadi Amit (2006)

www.newdealdesign.com
info@newdealdesign.com

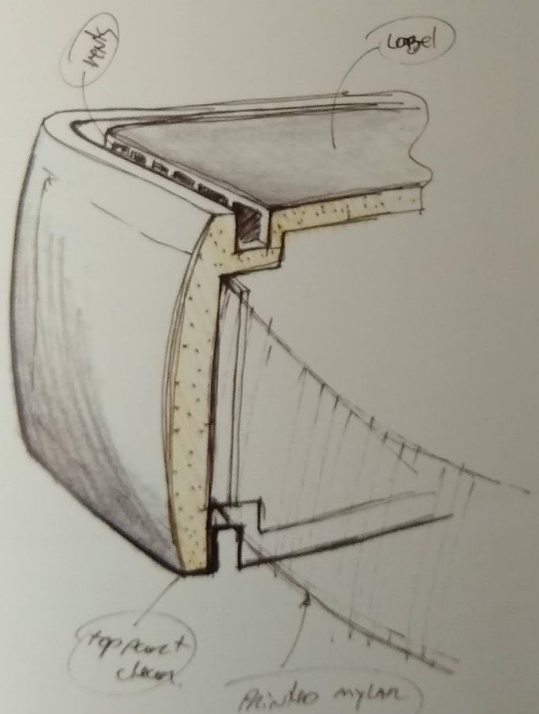



The Netgear Platinum II family of cases has been designed to store the majority of the peripherals produced by NewDealDesign. Its objectives are three-fold: lower manufacturing costs by 30 percent by reducing the amount of pieces from twenty-four to

eight, improve the ventilation, and move forward in terms of peripheral designs. The base of the product allows it to be positioned vertically and hides the connections. The Netgear Platinum II is available in different sizes and colors.



NETGEAR



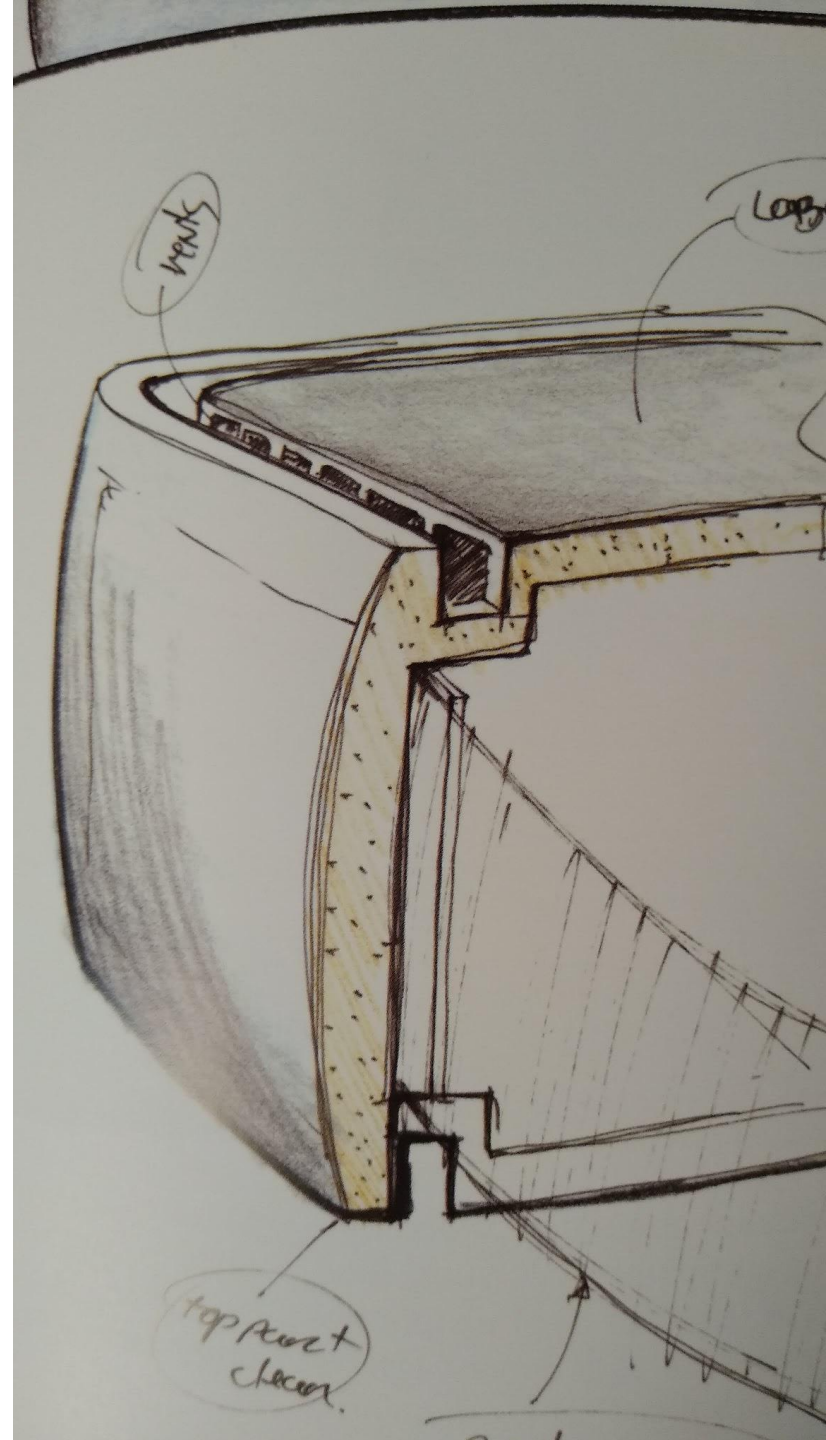
vents

loggel

top part clean

Printed nylon

Netgear Platinum II 128



vents

loggel

top part clean

3YE

Eschel Jacobsen (2008)

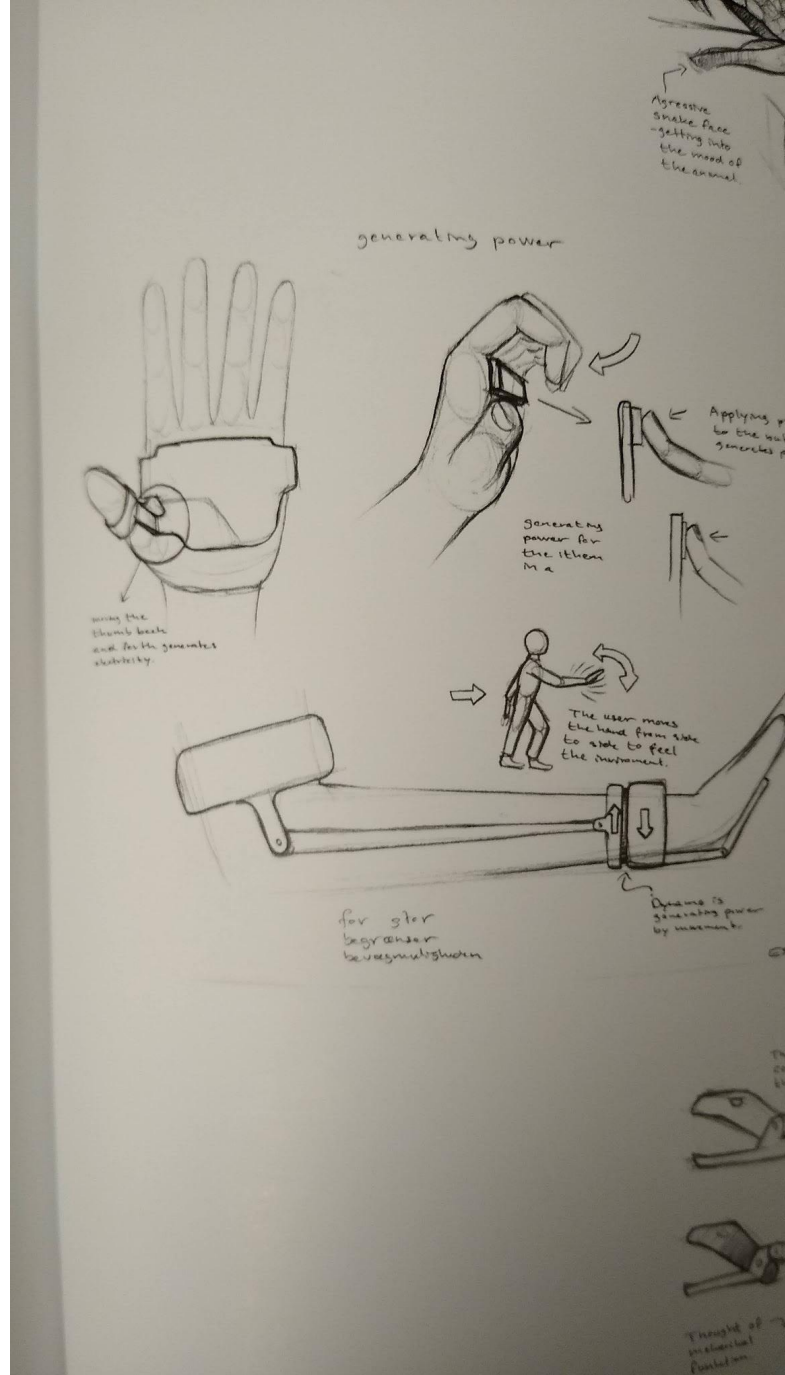
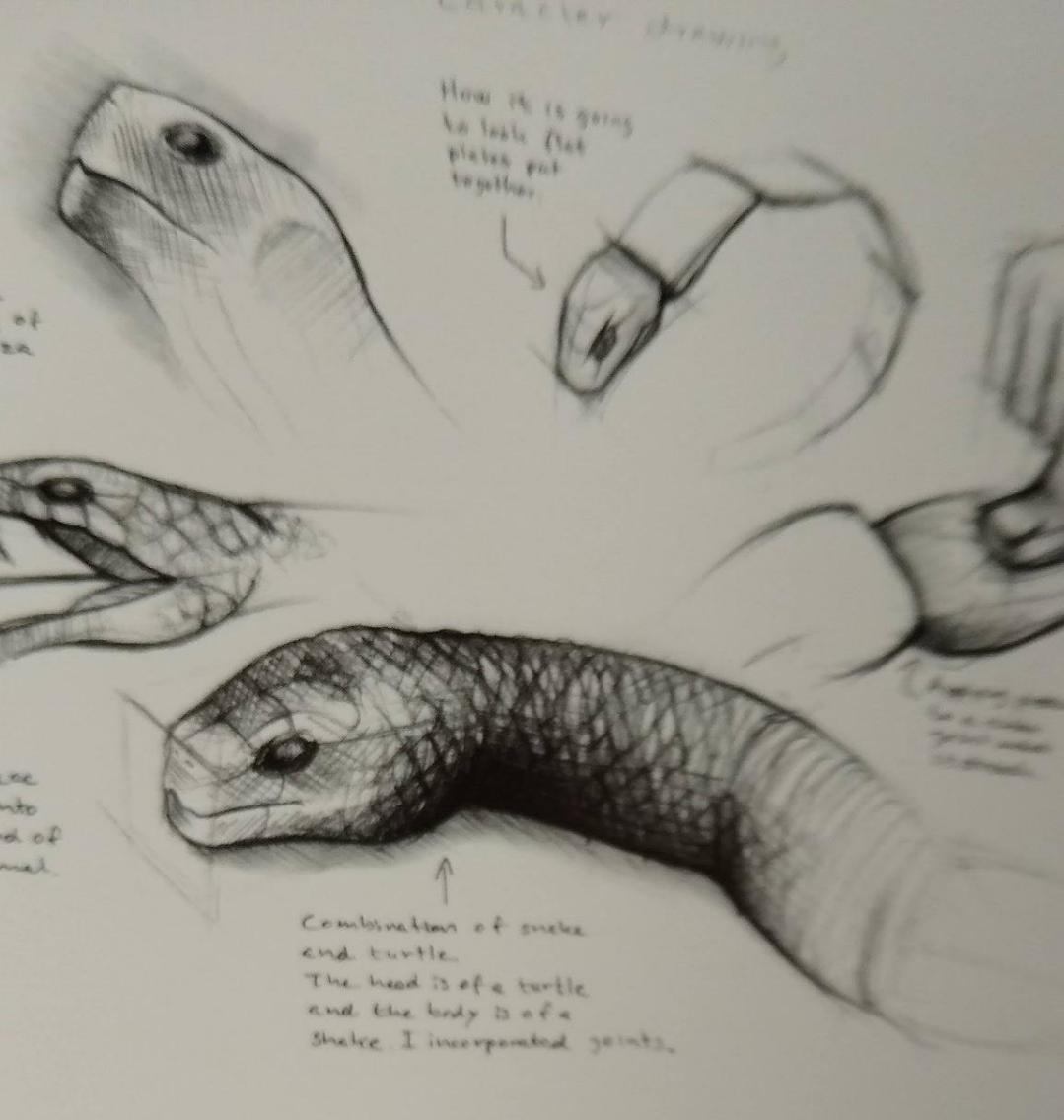
www.eschel.com

jacobsen@eschel.com



3YE (third eye) replaces the walking stick by transforming visual input into physical information, creating a tactile vision for blind people. With 3YE, it's possible to record a route and be guided physically by this information if the user wants to go to the

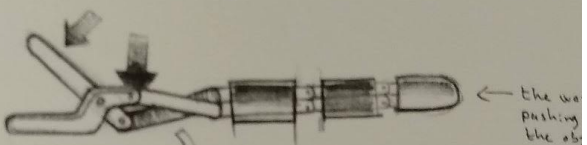
same destination again. It was the to strengthen the user's non-working was important that this shouldn't senses, like hearing, smell, etc. T rently exists as a test model.



Generating power just by using the instrument.

Eschal Jacobson 4 feb -05


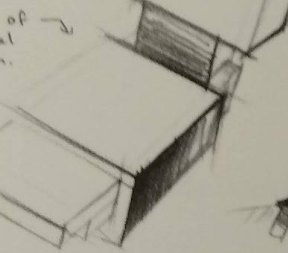
The body still comes to turn the wrong direction



from the top view



System as in the finger used in early projects.



System same i finger dag meget mere simpelt



press one all mo



He th st i

Default and least incremental

making it straight

making it fold


Lymunden Aboer på den forløste måde. I forhold til kroppen

Jawbone

Fuseproject (2008)

www.fuseproject.com

info@fuseproject.com



Because of its noise suppression technology, the Jawbone earphones can be used in the noisiest environments. Comfortable and lightweight, the Jawbone has a stylish design that transforms it from a technological device and into a fashion accessory. Directed at a market sector interested in new technology,

but also in avant-garde design, Jawbone was a benchmark in the high technology market. Jawbone was awarded in 2008 by the iF Product Design Award, the Best Bluetooth Headset by the Sparks Awards, and was named the Best Bluetooth Headset by the same year.

PLIP 14

PATRICK - HOSHINO - MICHAEL - DUBOIS

Product

Accessories

M-W (colors)

M-W (materials)

FROM 5 - 0 PATRICK HOSHINO
 HOW PERCENTAGE

▷ FIT
 ▷ DISTANCE

FIT ▷ HOW FIT

hollow?

adjusted?

30mm

with

sound
 microphone

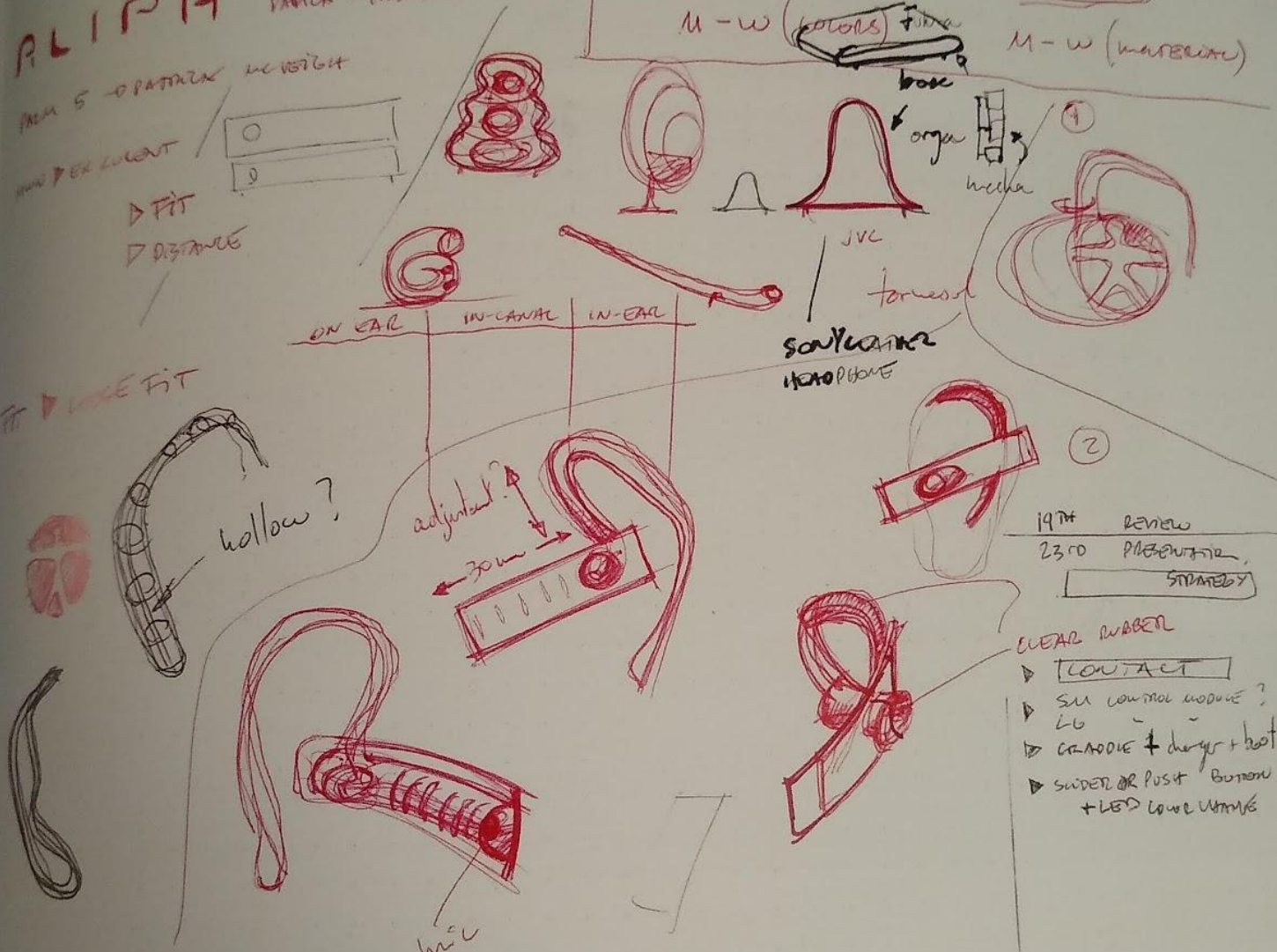
forward

19TH RENEW

23RD PRESENTATION
 STRATEGY

CLEAR RUBBER

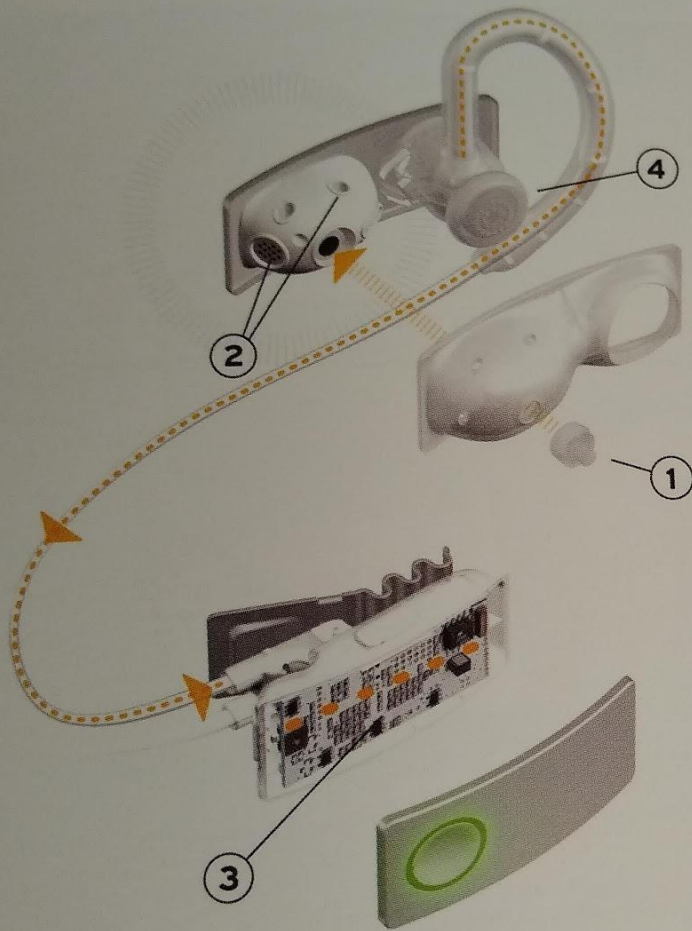
- ▷ CONTACT
- ▷ SIM CONTROL MODULE?
- ▷ LG
- ▷ CHARGER + charger + boot
- ▷ SWITCHEL OR PUSH BUTTON?
- ▷ + LED LOWE WORKS



Previous sketches. The objective was to design a industry changing product and...

Process

- press on cheek when speaking
- cancel out background sounds
- (clip) subtract unwanted
- speech, allowing it to stand out from background

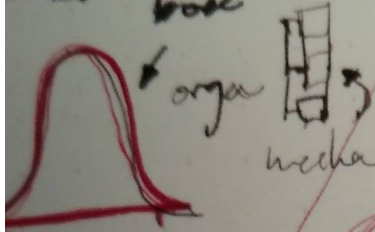



Two streamlined buttons control all the functions of the headset and are discretely hidden underneath the outside shield. The shield itself is textured in a sound reflective relief.


Aussor

Accessories

M-W (Marselite)



①



JVC
torus
nylon
to phone

②

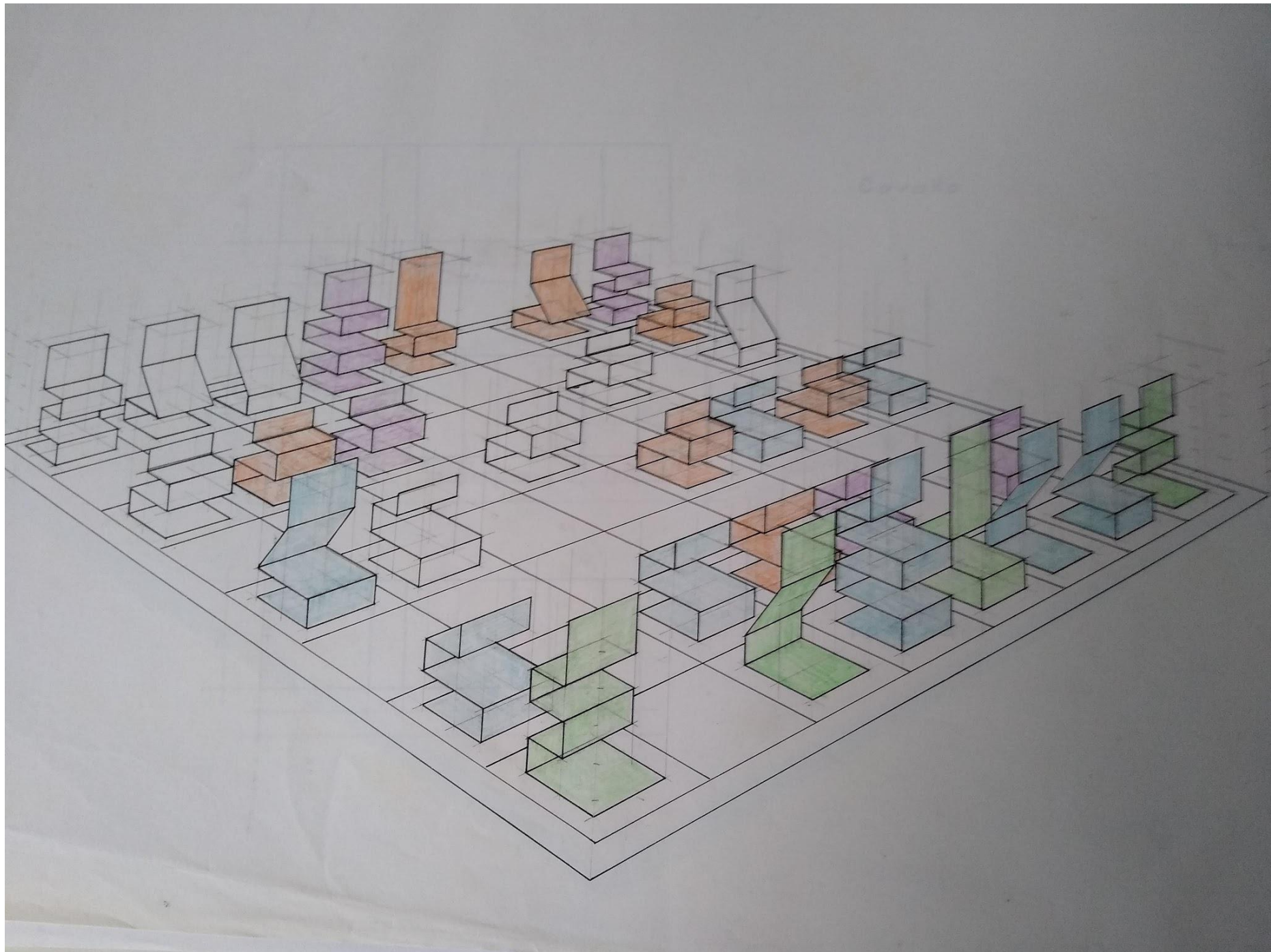


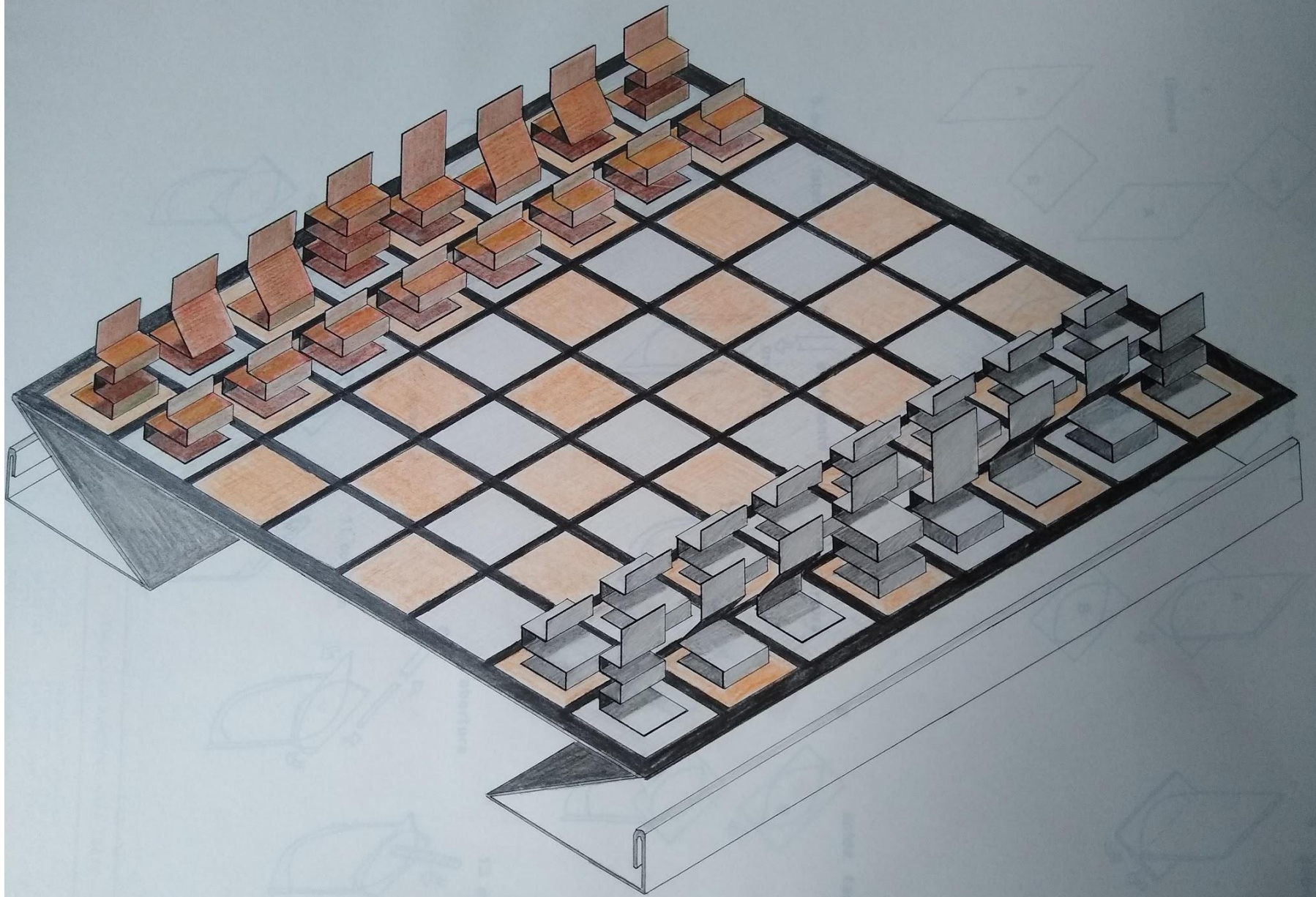
1974 Review
23rd Presentation
STRATEGY

CLEAR RUBBER

- ▶ CONTACT
- ▶ SM control module?
- ▶ LG
- ▶ CRADLE + charger + base













BEAR STUFF

Wheel Chair/Fauteuil roulant

4000000000000
20.00 / £20.00



Age 3+ / 3 ans et plus

BEAR ST



4000000000000
5.00 / £5.00

BEAR ST



4000000000000
5.00 / £5.00

WORKSHOP

WARNING: CHOKING HAZARD
MISE EN GARDE: RISQUE DE MANIPULATION



3+



4000000000000
5.00 / £5.00

SCAN YOUR FRIEND





Atividade de hoje

Atendimento aos grupos para ver conceito e moodboard

Requisitos de Projeto : elaborar lista de requisitos

Desenvolvimento: 5 partidos por aluno (geração de alternativas)

Entrega atividade 4 individual

Upload de PDF do Mural com 5 partidos desenvolvidos por cada aluno (o Mural desta etapa deve ser individual). Desenhos digitalizados. Até quarta dia 16/9 às 14h.