

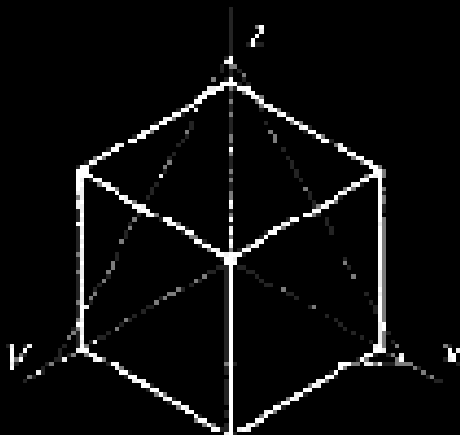
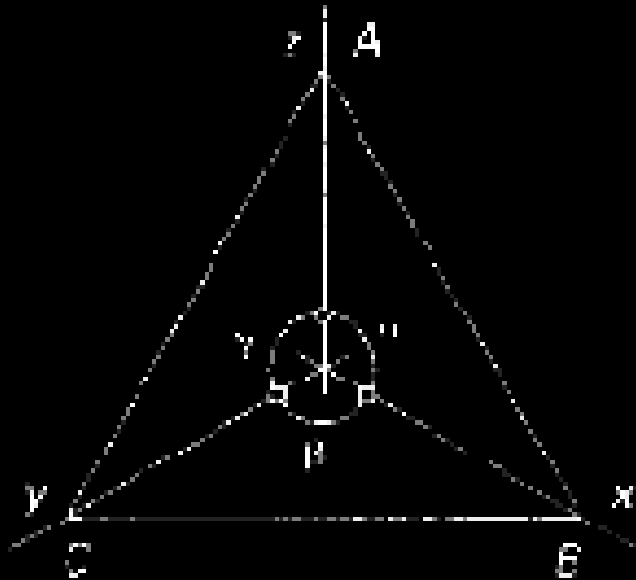
Universidade de São Paulo – USP
Faculdade de Zootecnia e Engenharia de
Alimentos - FZEA

PERSPECTIVA

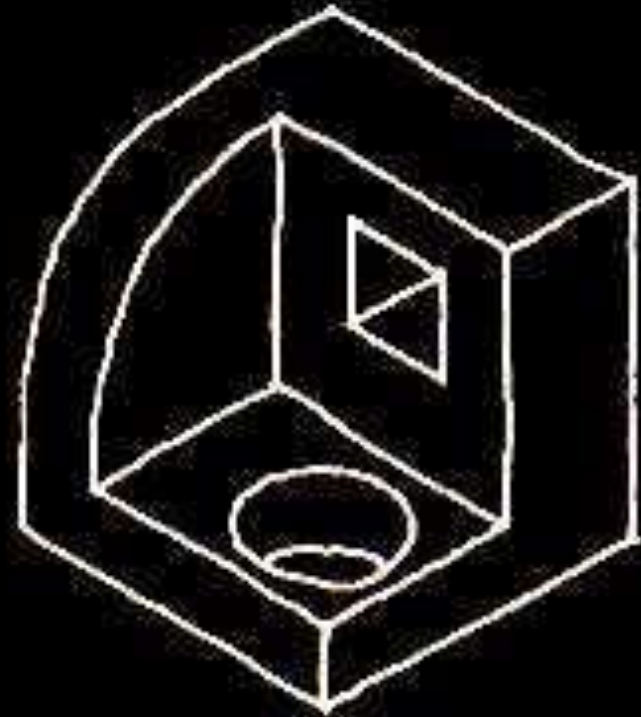
Prof. Celso Oliveira
Prof. Dr. Juliano Fiorelli

2020

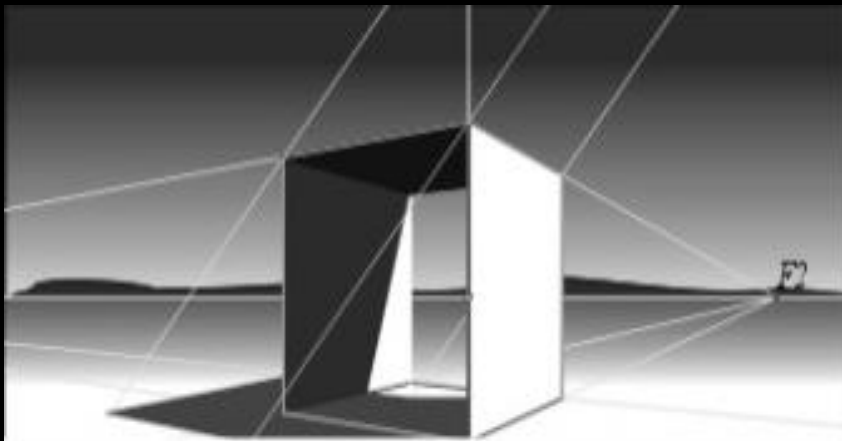
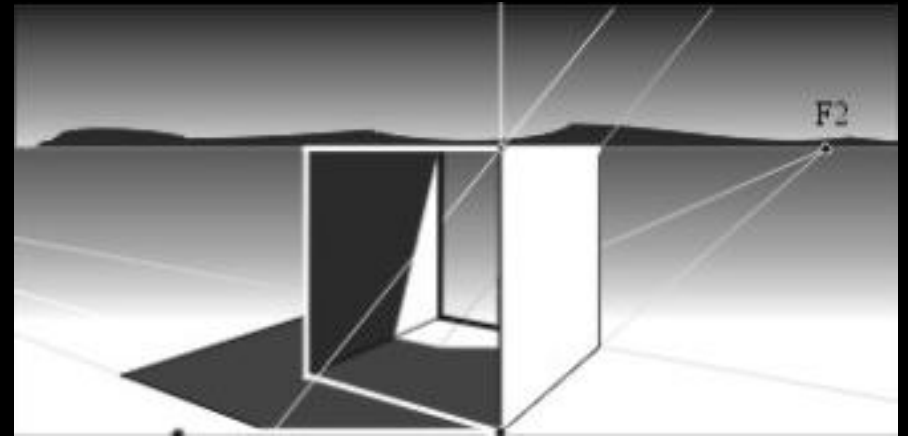
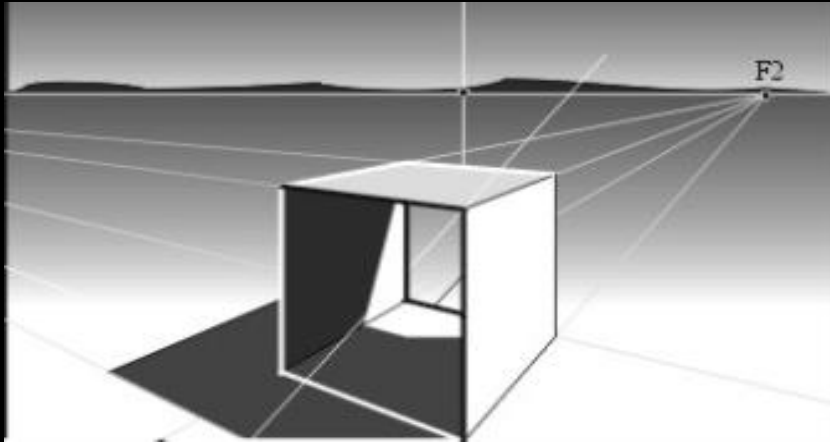
perspectiva isométrica

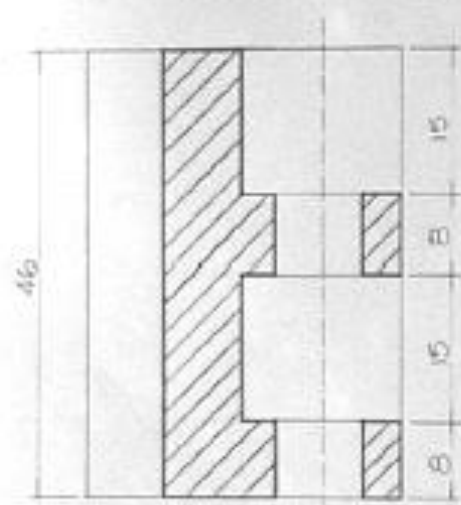


$u = \frac{1}{2} \cdot v$




perspectiva cônica

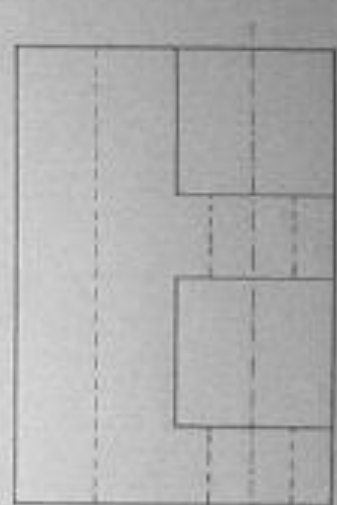




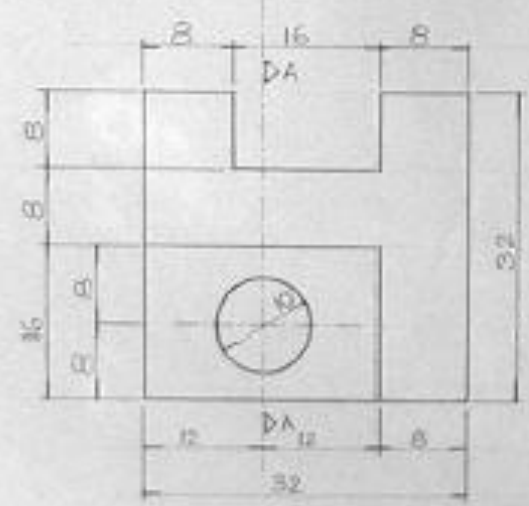
CORTE AA



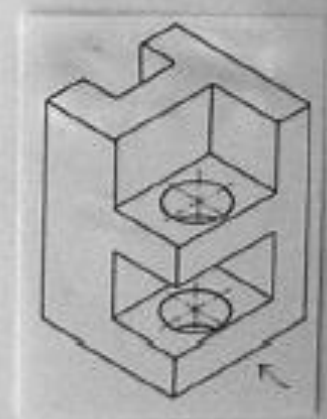
VISTA FRONTAL



VISTA LATERAL ESQUERDA




VISTA SUPERIOR



CORTES E COTAS	5	187-115
		1-50
ALECID & PAIENTA JUNIOR	1952	20/07/09

ESPECIFICAÇÕES TÉCNICAS
FABRICANTE: FERRAZZA INDUSTRIAL LTDA.
TIPO DE DESENHO: DETAHES M203
SÉRIE: S-3V - 1445 W LINDO
PROJETO PRODUZIDO POR: R. BRAGA



VISTA LATERAL ESQUERDA



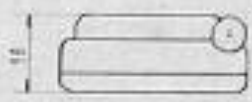
VISTA FRONTAL



VISTA LATERAL DIREITA



VISTA TRASEIRA



VISTA SUPERIOR



ISOMÉTRICO

PROJETO	15	200 119
DESENHO		11
PROJETO VERIFICADO POR	0000-000	25/10/04

<< By William Kimberley



in the
group as
DSG
urban) as
the
in phase
of
metal
through
it has
worked in
a
g, has
out-
were as
des on
en
en
lit
em-
rque
two



auto-e05

on page 61 ▶

Pls replace to come

Desenho de Arquitetura
SAP 600 / CAU EESC USP
Heverson Akira Tamashiro



Peça 1

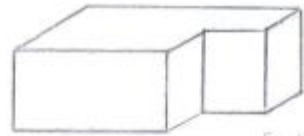


Peça 2

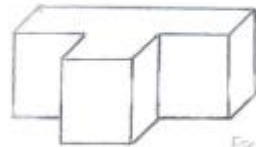


Peça 3

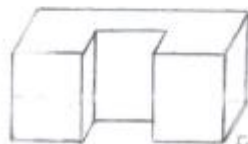
CAVALEIRA



Escala: 1:1



Escala: 1:1



Escala: 1:1

ISOMÉTRICA

