

## Twenty years of ecosystem services: How far have we come and how far do we still need to go?



Robert Costanza<sup>a,\*</sup>, Rudolf de Groot<sup>b</sup>, Leon Braat<sup>c</sup>, Ida Kubiszewski<sup>a</sup>, Lorenzo Fioramonti<sup>d</sup>, Paul Sutton<sup>e</sup>, Steve Farber<sup>f</sup>, Monica Grasso<sup>g</sup>

<sup>a</sup> Crawford School of Public Policy, Australian National University, Australia

<sup>b</sup> Environmental Systems Analysis Group, Wageningen University & Research, The Netherlands

<sup>c</sup> Egmond aan Zee, The Netherlands

<sup>d</sup> Centre for the Study of Governance Innovation, University of Pretoria, South Africa

<sup>e</sup> Department of Geography and the Environment, University of Denver, United States

<sup>f</sup> University of Pittsburgh, United States

<sup>g</sup> National Oceanic and Atmospheric Administration (NOAA), United States

### ARTICLE INFO

#### Article history:

Received 4 June 2017

Received in revised form 15 August 2017

Accepted 19 September 2017

### ABSTRACT

It has been 20 years since two seminal publications about ecosystem services came out: an edited book by Gretchen Daily and an article in *Nature* by a group of ecologists and economists on the value of the world's ecosystem services. Both of these have been very highly cited and kicked off an explosion of research, policy, and applications of the idea, including the establishment of this journal. This article traces the history leading up to these publications and the subsequent debates, research, institutions, policies, on-the-ground actions, and controversies they triggered. It also explores what we have learned during this period about the key issues: from definitions to classification to valuation, from integrated modelling to public participation and communication, and the evolution of institutions and governance innovation. Finally, it provides recommendations for the future. In particular, it points to the weakness of the mainstream economic approaches to valuation, growth, and development. It concludes that the substantial contributions of ecosystem services to the sustainable wellbeing of humans and the rest of nature should be at the core of the fundamental change needed in economic theory and practice if we are to achieve a societal transformation to a sustainable and desirable future.

© 2017 Elsevier B.V. All rights reserved.

### Contents

1. Introduction	2
1.1. Scope and ambition	2
1.2. A short history of ecosystem services and natural capital pre-1997	2
2. Definitions	3
2.1. Ecosystem services	3
2.2. Natural capital	3
2.3. Do we need a cascade?	5
3. Classification systems	6
4. To value or not to value: That is NOT the question	7
4.1. What is value anyway?	7
4.2. Conventional approaches to ES valuation	9
4.3. Aggregating values to larger scales	9
4.4. Challenges for valuation	9
5. Research, applications, and policy since 1997	10
5.1. Research	10

\* Corresponding author.

E-mail address: [rcostanz@gmail.com](mailto:rcostanz@gmail.com) (R. Costanza).

5.2.	Integrated modelling	10
5.3.	Main institutions and programmes	11
6.	Institutional evolution and governance innovations	11
6.1.	Property rights	11
6.2.	Scale and distribution	12
6.3.	Information and evidence-based policy	12
7.	Lessons learned	13
7.1.	Integrated measurement, modelling, valuation, and decision support	13
7.1.1.	Trade-offs	13
7.1.2.	Accounting and assessment	13
7.1.3.	Modelling and scenario planning	13
7.1.4.	Bundling	13
7.1.5.	Scaling	13
8.	Conclusion: A new economic paradigm that puts 'nature' at the core	13
	Acknowledgements	14
	References	14

## 1. Introduction

### 1.1. Scope and ambition

Twenty years ago, two seminal publications about ecosystem services came out: an edited book by Gretchen Daily (1997) and an article in *Nature* on the value of the world's ecosystem services (Costanza et al., 1997). These publications kicked off an explosion of research, policy, and applications of the idea, including the establishment of the journal *Ecosystem Services* (Braat and de Groot, 2012). This article first traces the history leading up to these publications and the subsequent debates, research, institutions, policies, on-the-ground actions, and controversies they triggered (Section 1.2). It then summarises and evaluates a set of publications on key issues: definitions (Section 2), classification (Section 3), valuation (Section 4), research topics (Section 5.1), integrated modelling (Section 5.2), institutions and programmes (Section 5.3), and the evolution of institutions and governance innovation (Section 6). Finally, it provides recommendations for the future (Section 7). The major thread connecting the sections is the "evolutionary history" of the topics. Given this scope, the paper is of necessity a hybrid. It combines elements of a research review, stock taking, and our opinions about the way forward. We have identified where we voice our opinions versus the results of research. In particular, we have focused on what we think are the weaknesses of the mainstream economic approaches to valuation, growth, and development.

### 1.2. A short history of ecosystem services and natural capital pre-1997

The term 'nature's services' first appeared in the academic literature in a 1977 paper in *Science* by Walter Westman titled 'How Much Are Nature's Services Worth?' (Westman, 1977). The synonymous term 'ecosystem services' first appeared in Ehrlich and Ehrlich (1981) and more systematically in Ehrlich and Mooney (1983). However, related ideas had been brewing in the academic literature for decades, and one could argue that the idea that natural systems provide benefits that support human wellbeing is as old as humans themselves. Gómez-Baggethun et al. (2010) provide a more detailed history of the ecosystems services concept, focusing on its economic roots. Braat and De Groot (2012) summarised the history of the concept tracing the disciplinary backgrounds, both in economics and ecology and the synthesis in ecological economics.

What changed in the second half of the 20th century was that the loss of these ecosystem services became much more apparent, as natural capital was quickly being depleted (Beddow et al., 2009).

There was also a growing understanding of ecology, especially the ecology of whole ecosystems, and of the non-market value of natural amenities. Seminal publications in the 1960–1980 period include: Boulding (1966), Daly (1968), Ayres and Kneese (1969), Odum (1971), and Freeman et al. (1973).

For some time, these two streams of work proceeded in parallel, with limited contact and cross-fertilization: the ecosystem ecology community, on the one hand, and the environmental and resource economics community, on the other. Then, in the 1980s, a new transdisciplinary field known as 'ecological economics' was established (Jansson, 1984; Costanza, 1989) with a view to bridging the gap between these two communities, while also embracing other strands of research, including psychology, political science, and earth system sciences as well as connecting academic work with practice and traditional knowledge (de Groot 1987; Braat 1992; de Groot 1992). Ecosystem services were an explicit part of the research agenda of ecological economics from the beginning (Costanza et al., 1991).

A key event in the history of ecosystem services was a meeting in October 1995 of Pew Scholars in Conservation and the Environment in New Hampshire. This group included Jane Lubchenco, Stephen Carpenter, Paul Ehrlich, Gretchen Daily, Hal Mooney, Robert Costanza, and others. The meeting was organized around the idea of producing an edited book on ecosystem services. Gretchen Daily was invited to be the editor and twenty-one chapters were assigned to over thirty authors. This book was eventually published as *Nature's services: societal dependence on natural ecosystems* (Daily, 1997). The chapters covered definitions, history, economic valuation, overarching services like climate and biodiversity, services from specific biomes including marine, freshwater, forests, and grasslands, and case studies in specific ecosystems including wetlands and South African fynbos.

During the meeting, Robert Costanza proposed the idea to synthesize all the information being assembled into a quantitative global assessment of the value of ecosystem services. The NSF-funded National Center for Ecological Analysis and Synthesis (NCEAS) was just getting underway in Santa Barbara, California and Steve Carpenter, who was at the PEW meeting and on the NCEAS advisory board at the time, suggested that NCEAS might be a good place to host a workshop aimed at undertaking this synthesis. A proposal was accepted and the workshop, titled 'The Total Value of the World's Ecosystem Services and Natural Capital', was held on 17–21 June 1996 with 13 participants (including several of the co-authors of this article) representing a range of natural and social sciences. The synthesis was a 'meta-analysis' of all existing literature on seventeen ecosystem services across sixteen biomes, using a basic value transfer technique that assumed a constant value per

hectare for each of the biomes. The results were eventually published in *Nature* (Costanza et al., 1997), with a companion 'news and views' piece by Pimm (1997). This is from the abstract:

For the entire biosphere, the value (most of which is outside the market) is estimated to be in the range of US\$16–54 trillion ( $10^{12}$ ) per year, with an average of US\$33 trillion per year. Because of the nature of the uncertainties, this must be considered a minimum estimate.

This quantity was significantly larger than global gross domestic product (GDP) at the time. The magnitude of this result shocked some people. Some were surprised because they thought the estimate was too low (an 'underestimate of infinity' by one account), others because they thought it was too high (how could it be larger than the entire world's GDP?), and others because they thought it was a profane and vulgar thing to do in the first place (how can you put a price on nature?). However, most people understood our point in making this admittedly crude estimate: to demonstrate that ecosystem services were much more important to human wellbeing than conventional economic thinking had given them credit for. For example, conventional economic accounting only valued (and still does) ecosystems when their products were harvested and sold in markets. Trees cut for timber were counted and valued but the services of regulating climate, controlling flooding and erosion, and providing recreational and aesthetic opportunities, were not. As a result, their crucial contribution to human wellbeing was ignored in development policy. In contrast, we wanted to show that standing, intact, functioning ecosystems produce many valuable services, which are often more significant than what results from their extraction and exploitation. We also wanted to show that it was possible to at least *estimate* their value in units comparable to other services that people knew and cared about (i.e., in monetary units). Of course, individual estimates for the value of specific ecosystem services in specific biomes had been done before. The authors of the 1997 paper merely synthesized all of these studies to assemble a global total.

The paper got a huge amount of positive press coverage, including in *Science* (Roush, 1997), *The Chronicle of Higher Education* (McDonald, 1997), *the New York Times* (Stevens, 1997), *Newsweek*, *Science News*, *National Public Radio*, and the *BBC*. It was even included as one of *Discover* magazine's Top 100 Science stories of 1997 (Zimmer, 1998).

It also sparked controversy and criticism due to its methods and results, including Hueting et al. (1998), Norgaard et al. (1998), Pearce (1998), and Bockstael et al. (2000). We address some of these issues further on. However, it is clear that the *Nature* paper had the effect the authors hoped for. As they concluded in the paper:

Given the huge uncertainties involved, we may never have a very precise estimate of the value of ecosystem services. Nevertheless, even the crude initial estimate we have been able to assemble is a useful starting point (we stress again that it is only a starting point). It demonstrates the need for much additional research and it also indicates the specific areas that are most in need of additional study. It also highlights the relative importance of ecosystem services and the potential impact on our welfare of continuing to squander them. (pp. 259).

The *Nature* paper, combined with the appearance at approximately the same time of Daily's edited volume that described many of the ecosystem services in detail, sparked an explosion of research<sup>1</sup> and policy interest in ecosystem services. We summarize, highlight, and evaluate some of this in the following sections. But first, a bit about definitions.

## 2. Definitions

### 2.1. Ecosystem services

'Ecosystem services' (ES) are the ecological characteristics, functions, or processes that *directly or indirectly* contribute to human wellbeing: that is, the benefits that people derive from functioning ecosystems (Costanza et al., 1997; Millennium Ecosystem Assessment (MEA), 2005). This simple and seemingly straightforward definition has been the subject of much debate in the twenty years since 1997, so some clarification may be needed. First, it is important to distinguish between ecosystem processes and functions, on the one hand, and ecosystem services on the other (see also Table 1). Ecosystem processes and functions contribute to ecosystem services but they are not synonymous. Ecosystem processes and functions describe biophysical relationships that exist regardless of whether or not humans benefit. By contrast, ecosystem services are those processes and functions that benefit people<sup>2</sup>, consciously or un-consciously, directly or indirectly. They only exist if they contribute to human wellbeing and cannot be defined independently (Braat, 2013). The concept of 'ecosystem dis-services' denotes the processes and functions that affect humans in 'negative' ways, causing damage and costs (Shapiro and Báldi, 2014; Sandbrook and Burgess, 2015).

However, the connections between ecosystem processes and functions and human wellbeing are complex and the various pathways are still not well understood, so we have to take a pluralistic and precautionary approach to assessing these connections and to valuation of the benefits. There is not one right way to assess and value ecosystem services. There is however a wrong way, that is, not to do it at all.

Some have argued (Thompson and Barton, 1994; McCauley, 2006), that the concept of ecosystem services represents a very 'anthropocentric', instrumental, or utilitarian view of nature – that nature only exists to 'service' humans. Firstly, we do not agree with this simplified view of the concept of ecosystem services. In our view, the notion of ecosystem services implies recognition that humans depend for their wellbeing and their very survival on the rest of nature and that *Homo sapiens* is an integral part of the current biosphere. Secondly, these critics ignore the fact that humans are a biological species and, like all other species, they 'use' the resources in their environment to survive and thrive. Unless we recognize our interdependence with the rest of nature we are putting our species' wellbeing at risk, and at the same time we blindly endanger global ecosystems. So, rather than implying that humans are the *only thing* that matters, the concept of ecosystem services makes it clear that the *whole system* matters, both to humans and to the other species we are interdependent with. If anything, the ecosystem services concept is a 'whole system aware' view of humans embedded in society and embedded in the rest of nature. 'Centric' with any prefix doesn't really describe this complex interdependence.

### 2.2. Natural capital

The ecosystems that provide the services are sometimes referred to as 'natural capital,' using the general definition of capital as a stock that yields a flow of services over time (Costanza and Daly, 1992). Here the term 'capital' is useful to reconnect the human economy with its ecological dimensions. In order for these benefits to be realized, natural capital (which does not require human activity to build or maintain) must interact with other

<sup>1</sup> As of March, 2017, the *Nature* paper had been cited in Google Scholar over 17,000 times and the Daily book had been cited over 6,000 times, making them among the most highly cited works in the environment/ecology area to date.

<sup>2</sup> The *potential* to generate services matters as well Hein et al. (2016). Defining Ecosystem Assets for Natural Capital Accounting. *PLOS ONE* 11(11): e0164460.

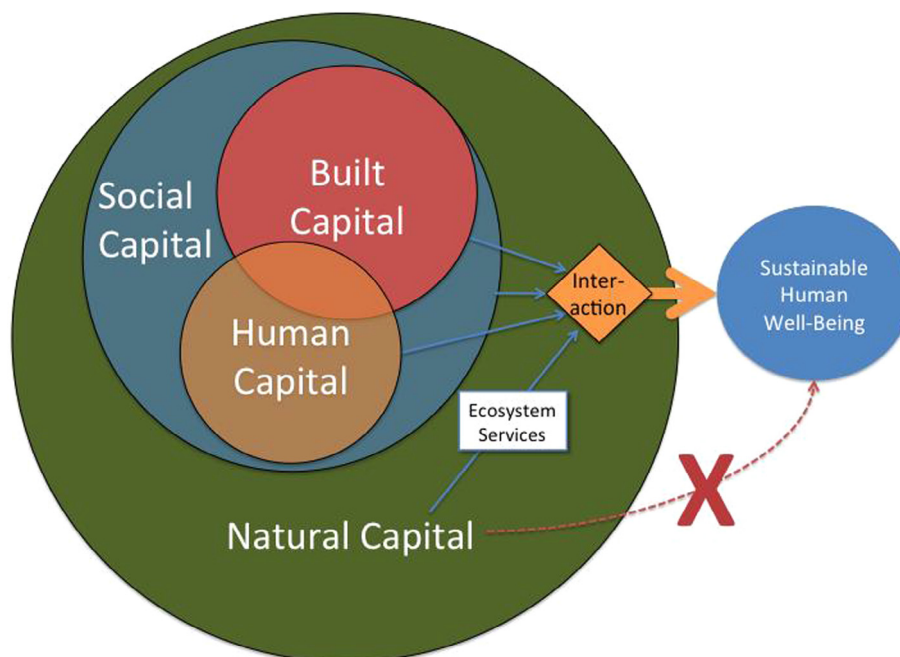
forms of capital that *do* require human agency to build and maintain. These include: (1) built or manufactured capital; (2) human capital; and (3) social or cultural capital (Fig. 1).

These four general types of capital are all required in complex combinations to produce any human benefits. Ecosystem services thus refer to the relative contribution of natural capital to the

**Table 1**  
Classification of ecosystem services and functions used in: (Costanza et al., 1997).

#	Ecosystem service*	Ecosystem functions	Examples
1	Gas regulation	Regulation of atmospheric chemical composition	CO <sub>2</sub> /O <sub>2</sub> balance, O <sub>3</sub> for UVB protection, and SO <sub>x</sub> levels
2	Climate regulation	Regulation of global temperature, precipitation, and other biologically mediated climatic processes at global or local levels	Green-house gas regulation, DMS production affecting cloud formation
3	Disturbance regulation	Capacitance, damping, and integrity of ecosystem response to environmental fluctuations	Storm protection, flood control, drought recovery, and other aspects of habitat response to environmental variability mainly controlled by vegetation structure
4	Water regulation	Regulation of hydrological flows	Provisioning of water for agricultural (e.g., irrigation) or industrial (e.g., milling) processes or transportation
5	Water supply	Storage and retention of water	Provisioning of water by watersheds, reservoirs, and aquifers
6	Erosion control and sediment retention	Retention of soil within an ecosystem	Prevention of loss of soil by wind, runoff, or other removal processes, storage of silt in lakes and wetlands
7	Soil formation	Soil formation processes	Weathering of rock and the accumulation of organic material
8	Nutrient cycling	Storage, internal cycling, processing, and acquisition of nutrients	Nitrogen fixation, N, P, and other elemental or nutrient cycles
9	Waste treatment	Recovery of mobile nutrients and removal or breakdown of excess or xenic nutrients and compounds	Waste treatment, pollution control, detoxification
10	Pollination	Movement of floral gametes	Provisioning of pollinators for the reproduction of plant populations
11	Biological control	Trophic-dynamic regulations of populations	Keystone predator control of prey species, reduction of herbivory by top predators
12	Refugia	Habitat for resident and transient populations	Nurseries, habitat for migratory species, regional habitats for locally harvested species, or over wintering grounds
13	Food production	That portion of gross primary production extractable as food	Production of fish, game, crops, nuts, fruits by hunting, gathering, subsistence farming, or fishing
14	Raw materials	That portion of gross primary production extractable as raw materials	The production of lumber, fuel, or fodder
15	Genetic resources	Sources of unique biological materials and products	Medicine, products for materials science, genes for resistance to plant pathogens and crop pests, ornamental species (pets and horticultural varieties of plants)
16	Recreation	Providing opportunities for recreational activities	Eco-tourism, sport fishing, and other outdoor recreational activities
17	Cultural	Providing opportunities for non-commercial uses	Aesthetic, artistic, educational, spiritual, and/or scientific values of ecosystems

\* We include ecosystem "goods" along with ecosystem services.



**Fig. 1.** The interaction between built, social, human and natural capital affects human wellbeing (Costanza et al., 2014b) (built capital and human capital (the economy) are embedded in society, which is embedded in the rest of nature. Ecosystem services are the relative contribution of natural capital to human wellbeing, they do not flow directly. It is therefore essential to adopt a broad, transdisciplinary perspective in order to address ecosystem services).

production of various human benefits, in interaction with the other forms of capital. These services do not simply flow to human well-being without these crucial interactions. As a consequence, understanding, modelling, measuring, and managing ecosystem services requires a very transdisciplinary approach.

### 2.3. Do we need a cascade?

Some have argued (Potschin and Haines-Young, 2017) that there is a ‘cascade’ from ecosystem functions, to ecosystem services to benefits and then to value (Fig. 2). We think that this is at the same time an oversimplification of a complex reality and an unnecessary complication of what is essentially a very straightforward definition as described above. Ecosystem services are *defined* as the functions and processes of ecosystems that benefit humans, directly or indirectly, whether humans perceive those benefits or not. Given this definition, is there a difference between ecosystem services and benefits? Potschin and Haines-Young (2017) use this distinction: ‘The difference between a service and a benefit in the cascade model is that benefits are the things that people assign value to.’ Perhaps the distinction being sought here is between *perceived* and *unperceived* (or poorly perceived) benefits. The cascade approach appears to follow conventional economic thinking, which limits its definition of value only to elements that people perceive to have direct benefits and are willing to pay for. However, we think that this is far too narrow a conceptualization of benefits and value, as we elaborate below. In addition, we highlight that the connections between ecosystem processes, functions, and benefits to humans are complex, non-linear, and dynamic. These complex connections are poorly represented by a linear ‘cascade’, which assumes simple linkages and effects, as shown in Fig. 2 (see also Costanza, 2008).

Fig. 3 is a better representation, because it recognizes that services equal benefits (by definition) and that complex interactions and feedbacks are required among built, human, social, and natural capital in order to produce ecosystem services.

The following categorization of ecosystem services into four broad types was proposed by the Millennium Ecosystem Assessment (2005), adopted but changed in The Economics of Ecosystems and Biodiversity project (TEEB, 2010) and constitutes the core of most other recent classifications (see Table 2). Here we emphasize the interaction between natural, social, built, and human capital necessary to produce these services:

- Provisioning services* – ecosystem services that combine with built, human, and social capital to produce food, timber, fibre, or other “provisioning” benefits. For example, fish delivered to people as food require fishing boats (built capital), fisher-folk (human capital), and fishing communities (social capital).
- Regulating services* combine with the other three capitals to produce flood control, storm protection, water regulation, human disease regulation, water purification, air quality maintenance, pollination, pest control, and climate control. For example, storm protection by coastal wetlands requires built infrastructure, people, and communities to be protected. Regulating services, in general, are not well perceived by individuals.
- Cultural services* combine with built, human, and social capital to produce recreation, aesthetic, scientific, cultural identity, sense of place, or other ‘cultural’ benefits. For example, a recreational benefit requires a beautiful natural asset (a lake), in combination with built infrastructure (a road, trail, dock, etc.), human capital (people able to appreciate the lake experience), and social capital (family, friends and institutions that make the lake accessible and safe). Even ‘existence’ and other ‘non-use values’ require people (human capital) and their cultures (social and built capital) to appreciate.

This category of ecosystem services was the least developed one, when the MEA (2005) and TEEB (2010) were published. Since then, an avalanche of papers on cultural ecosystem

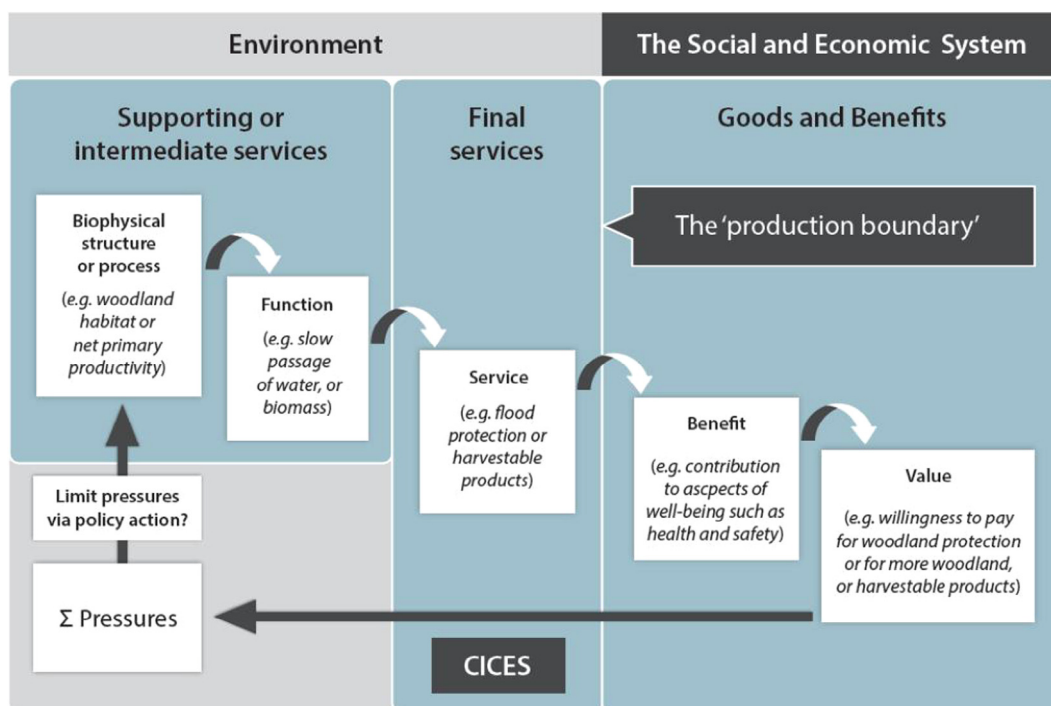
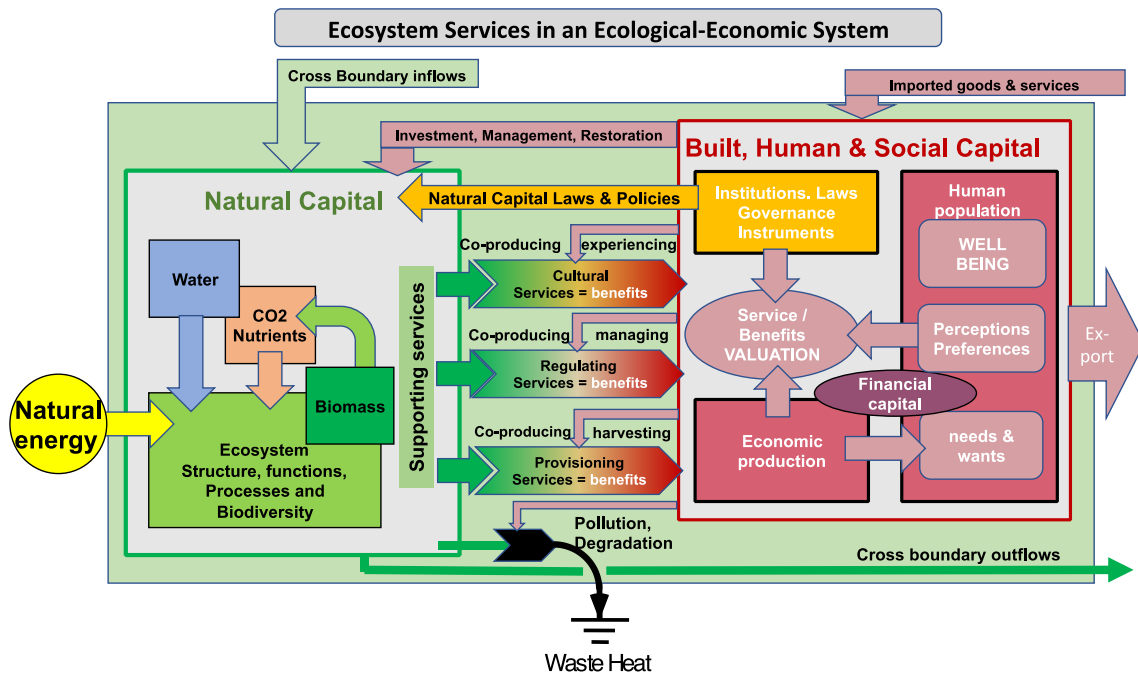


Fig. 2. Cascade diagram: from structure to functions, to services to benefits to value (Potschin and Haines-Young, 2017).



**Fig. 3.** Beyond the cascade: a dynamic system capturing the complex interactions needed to produce ecosystem services at the regional scale, driven by the flows of energy, matter, and information through the system. All depictions of these complex interactions are, of course, oversimplifications, but this diagram recognizes some of that complexity (source: designed by the authors).

services, and associated cultural values, has been published. A diverging range of definitions, conceptual models and valuation approaches, has been applied in a global spread of case studies. Convergence is not yet clearly visible. A sample that shows the diversity includes: general framework (Kai et al., 2012), Sweden and Indonesia (Tengberg et al., 2012), Germany (Bieling, 2014), Israel (Ghermandi et al., 2015), South Africa (Blignaut et al., 2016), Sweden (Blicharska et al., 2017), Denmark (Turner et al., 2014), and Hong Kong (Chen and Hua, 2017).

- d) **Supporting services** describe the basic ecosystem processes such as soil formation, primary productivity, biogeochemistry, nutrient cycling and provisioning of habitat. These ecosystem functions contribute *indirectly* to human wellbeing by maintaining the processes and functions necessary for provisioning, regulating, and cultural services. The distinction is crucial in some types of economic accounting as double counting might occur if this category is valued in addition to the category it is supporting. However, it is sometimes necessary to use supporting services as proxy measures for services that cannot be measured otherwise or as well. TEEB replaced this category with **Habitat Services** or refugia service (as it was called in Costanza, 1997) to highlight the importance of ecosystems to provide habitat for migratory species (e.g., as nurseries) and gene-pool “protectors” (e.g., natural habitats allowing natural selection processes to maintain the vitality of the gene pool).

Ecosystems are multidimensional and the distinction between direct and indirect contributions to human wellbeing is complex and not completely understood. It is important to remember that ecosystem functions (like biodiversity and primary production) underlie all other services and are thus critical to the supply of all services. In fact, one approach to valuing ecosystem services uses net primary production (NPP) as a proxy measure, because NPP is the basis for many ecosystem functions and processes (Costanza et al., 1989; Costanza et al., 1998; Costanza, 2004). In

light of the direct vs. indirect distinction, NPP would be an indirect service used as an alternative proxy to measuring some direct services, not in addition to them. Costanza et al. (1997) included some NPP based value estimates in the synthesis for comparison with the total value estimates based on provisioning, regulating, and cultural services and found that they ‘showed fairly close agreement’ (pp. 258). After that, Costanza et al. (1998) plotted this relationship and found good correlations for terrestrial and marine systems. This connection needs to be further explored, since NPP is relatively easy to measure with remote sensing over space and time: if it turned out to be a good proxy for some ecosystem services it could greatly simplify quantitative assessments.

### 3. Classification systems

To make the concept of natural capital and ecosystem services (ES) more specific, classification systems were needed to enable discussions, assessments, modelling, and valuation. What specific ecosystem functions or processes contribute to human wellbeing? Daily (1997) included a list of thirteen services while Costanza et al. (1997) included seventeen (Table 1).

Since then, various classifications have been developed for scientific analysis, economic valuation, and policymaking (Millennium Ecosystem Assessment (MEA), 2005); Haines-Young and Potschin, 2013; Landers and Nahlik, 2013; US Environmental Protection Agency, 2015) (see Table 2).

The MEA, launched in 2001, was a predominantly ecological project under the United Nations Environmental Programme (UNEP) umbrella. After that, The Economics of Ecosystems and Biodiversity project (TEEB), initiated by Germany and the European Commission and later adopted by UNEP, added more of the economic aspects of ecosystem services. The Common International Classification of Ecosystem Services (CICES) was developed to provide a hierarchically consistent and science-based classification to be used for natural capital accounting purposes. The Final Ecosystem Goods and Services Classification System (FECS) and National

**Table 2**

Comparison of four of the main ecosystem services classification systems used worldwide and their differences and similarities.

	Costanza et al., 1997	Millennium Ecosystem Assessment, 2005	TEEB, 2010	CICES (v. 2017?)	
Provisioning	Food production (13) Water supply (5) Raw materials (14)	Food Fresh water Fibre, etc. Ornamental resources	Food Water Raw materials Ornamental resources	Biomass - Nutrition Water Biomass - Fibre, energy & other materials	
	Genetic resources (15)	Genetic resources Biochemicals and natural medicines	Genetic resources Medicinal resources		
	X	X	X	Biomass - Mechanical energy	
Regulating & Habitat	Gas regulation (1) Climate regulation (2)	Air quality regulation Climate regulation	Air purification Climate regulation	Mediation of gas- & air-flows Atmospheric composition & climate regulation	
	Disturbance regulation (storm protection & flood control) (3) Water regulation (e.g. natural irrigation & drought prevention) (4) Waste treatment (9)	Natural hazard regulation Water regulation	Disturbance prevention or moderation Regulation of water flows	Mediation of air & liquid flows Mediation of liquid flows	
	Erosion control & sediment retention (8) Soil formation (7)	Water purification and waste treatment Erosion regulation Soil formation [supporting service]	Waste treatment (esp. water purification) Erosion prevention Maintaining soil fertility	Mediation of waste, toxics, and other nuisances Mediation of mass-flows Maintenance of soil formation and composition	
	Pollination (10)	Pollination	Pollination	Life cycle maintenance (incl. pollination)	
	Biological control (11)	Regulation of pests & human diseases	Biological control	Maintenance of pest- and disease-control	
	Supporting & Habitat	Nutrient cycling (8) Refugia (nursery, migration habitat) (12)	Nutrient cycling & photosynthesis, primary production 'Biodiversity'	X Lifecycle maintenance (esp. nursery) Gene pool protection	X Life cycle maintenance, habitat, and gene pool protection
		Cultural	Recreation (incl. eco-tourism & outdoor activities) (16) Cultural (incl. aesthetic, artistic, spiritual, education, & science) (17)	Recreation & eco-tourism Aesthetic values Cultural diversity Spiritual & religious values Knowledge systems Educational values	Recreation & eco-tourism Aesthetic information Inspiration for culture, art, & design Spiritual experience Information for cognitive development

a) Costanza et al. (1997) did not make a division into main categories; numbers (1–17) refer to Table 1

b) CICES is still in development. The list included here is v. 4.3 downloaded on 7 May 2017 from <https://cices.eu/cices-structure/>.

Ecosystem Services Classification System (NESCS) classifications were developed by the U.S. Environmental Protection Agency to provide a classification system for final ecosystem services, that is generally similar to CICES. Table 2 compares four of the main ecosystem services classification systems used worldwide and their differences and similarities. One can see from Table 2 that, while there are differences in the details, these classification systems are broadly very similar and do not deviate significantly from the original list in Table 1 and column 1 in Table 2.

#### 4. To value or not to value: That is NOT the question

Even without any subsequent valuation, the very process of listing all the services derived from an ecosystem can help ensure their recognition in public policy. This makes the analysis of ecological systems more transparent and can help inform decision-makers of the relative merits of different options. However, valuation is often useful, because many decisions involve trade-offs between ranges of things that affect human wellbeing differently. In these cases, we do not really have a choice.

The decisions we make as a society about ecosystems imply valuations (although not necessarily expressed in monetary terms). We can choose to make these valuations explicit or not; we can do them with an explicit acknowledgement of the huge uncertainties involved or not; but as long as we are forced to make choices,

we are going through the process of valuation (Costanza et al., 1997, pp. 255).

In democratic decision processes, transparency is critical and explicit valuations of ecosystem services and their benefits have, therefore, been a topic of research that has attracted much attention. Some have continued to argue that valuing ES and NC is inappropriate and we should preserve and protect nature strictly 'for its own sake', for its 'intrinsic value' (Chee, 2004; McCauley, 2006). Our point is that this perspective is itself an implicit valuation. It is simply arguing that nature is more valuable than any possible alternative. While in many cases this may be true, society has made decisions that imply it is not always the case (Russell-Smith et al., 2015). Every time we build homes, schools, and hospitals, which are essential for human wellbeing, we appropriate ecosystems and impact our natural capital. Thus, being more explicit about the value of ES and NC can help society make better decisions in the many cases in which trade-offs exist (de Groot et al., 2010; Braat and de Groot, 2012).

If we agree that valuation is inevitable, then the question becomes: what kind of valuation is most appropriate? That's where we turn now.

##### 4.1. What is value anyway?

The Oxford Dictionary defines valuation as 'an estimation of the worth of something.' To estimate worth is a mental process that

involves the assessment of situations, comparing it to some reference value and making decisions on whether to act or refrain from action. All people, and many animals, do it all the time, mostly unconsciously, in view of so-called desirable ends (Farley, 2012). Most of the assigned values to goods, services, people, or cultural achievements have to do with the survival of humans as individuals, many with the wellbeing of individuals and social groups, and some with the ethical considerations humans make about other people's and other species' rights to live. When major changes in ecosystems and ecosystem services are at stake with intended or expected change in wellbeing, for example, as a consequence of land use change or economic or environmental policy, then structured and transparent valuations are appropriate, also in view of desirable ends, but at a societal rather than individual level and in the proper temporal and spatial contexts.

The term valuation is also used by people to express generic appreciation. For example, when museum visitors use the term 'value' in appreciating a painting, they generally do not intend to put a quantitative or monetary value on it. Similarly, people may use the term value for appreciating a nice landscape, while this does not reflect any intention to make a trade-off in terms of giving up some of their income to conserve that landscape. On the other hand, appreciation may be the first step in what is called an economic valuation, when options are traded off and decisions on allocation of other (often financial) resources are made (Braat et al., 2014).

Economic value is often defined in strict economic terms as aggregate willingness-to-pay for the stream of services or to accept compensation for their loss (e.g., from an ecosystem). Hence, the narrowly defined economic value of an ecosystem function or service relates only to the contribution it makes to 'human welfare', where human welfare is measured in terms of each individual's own assessment of his or her wellbeing (Bockstael et al., 2000; Freeman, 2003).

We think that such a definition is far too narrow (Farber et al., 2002). As we have argued above, ES are the direct and indirect contributions to sustainable human wellbeing, which is more than the aggregate of individual, self-assessed welfare. This is true because sustainable human wellbeing also depends on the welfare of the community or society, and on the sustainability of the ecological life support system (i.e., natural capital). Also, individual humans do not adequately perceive all the things that contribute to their wellbeing (Fioramonti, 2014). For the interested reader, there is a large volume of critical discussions of the utilitarian willingness-to-pay model, which is reviewed in Pascual et al. (2010). Another useful essay on this topic was provided by Parks and Gowdy (2013).

Costanza and Folke (1997) described three types of value for ES and NC, based on the three sub-goals for sustainable wellbeing first articulated by Daly (1992) as (1) sustainable scale; (2) fair distribution; and (3) efficient allocation. Conventional economic 'willingness-to-pay' approaches are focused on the third of these goals using current individual preferences. But valuation with respect to the fairness and sustainability goals need very different approaches that are more in line with community or societal preferences and whole system sustainability issues (Table 3). In

addition, individual tastes and preferences are not fixed and given, as is usually assumed in conventional economic valuation (Norton et al., 1998), and individuals do not possess perfect information or appropriate processing abilities about the relationship between ES and their wellbeing, as is also assumed (Kahneman, 2011). There is therefore much additional work that needs to be done in valuing ES and NC, in individual, social, community, and group contexts. Conventional approaches can only get us part of the way.

Progress in this area is being made, often under the name of 'integrated valuation', and 'participatory valuation' where combinations of valuation methods are used to address the full set of values (Braat et al., 2014; Brown and Fagerholm, 2015; Jacobs et al., 2016; Kenter, 2016). The value of ES can be expressed in monetary units, time units, labour units or in relative terms using a variety of indicators (Fioramonti, 2014). These indicators can be used to prioritize and compare ecosystems and their services on the basis of their relative contribution to individual or social objectives. The indicators may include the number of people who benefit from these services, their preferences, the cost of gaining/keeping access to the service, and the availability and cost of substitutes.

Until recently, policy proposals such as road construction and land use change were formally evaluated based on a narrow financial cost-benefit analysis only, in which the costs of development as well as the benefits recognized in the market were included. Informally, other values often played a role as well, but in most of these cost-benefit analyses, costs of loss and benefits of conservation of nonmarket benefits, as most regulating ecosystems services produce, were ignored (Fioramonti, 2014).

New formal valuation approaches acknowledge the variety of individual and group dimensions on the valuator side and incorporate the dynamics of natural capital and ecosystem services at multiple geographical and temporal scales. This type of policy or project assessment generally includes identifying and mapping and modeling the properties and values of landscapes and ecosystems, eliciting social preferences, deliberative processes, ranking, and quantifying the potential benefits of the proposed policy. This so-called total system approach implies estimating the value of ecosystems and their services, including the causal mechanisms in the service-producing ecological systems and the contributions by human action to make potential services actual and in the appropriate spatial and temporal scales (Boumans et al., 2002; Gómez-Baggethun et al., 2010; Braat et al., 2014).

The understanding of the complexity of economic, cultural, and social values is increasingly (but still not generally) embedded in decision-making. The broader approach, which explicitly includes nonmarket values, mostly from regulating and cultural services, is now being elaborated in many places with the aim to integrate the objectives of ecological sustainability, social justice, and economic efficiency into the public and private decision-making process (Farley, 2012; Jacobs et al., 2016).

Most provisioning services refer to 'private goods'. Most regulating services are 'public goods' and most cultural services consist of a mix of private and public goods. Public goods are non-excludable and multiple users can simultaneously benefit from using them. This creates circumstances where aggregating

**Table 3**

Valuation of ecosystem services based on the three primary goals of efficiency, fairness, and sustainability (Costanza and Folke, 1997).

Goal or Value Basis	Who Votes	Preference Basis	Level of Discussion Required	Level of Scientific Input Required	Specific Methods
Efficiency	<i>Homo economus</i>	Current individual preferences	Low	Low	Willingness to pay
Fairness	<i>Homo communicus</i>	Community preferences	High	Medium	Veil of ignorance
Sustainability	<i>Homo naturalis</i>	Whole system preferences	Medium	High	Modeling with precaution



individual choices needs to be supplemented with other approaches. Some form of community or group choice process or modelling approach may be needed, as discussed above, leading to so called “shared values” (Kenter, 2016).

#### 4.2. Conventional approaches to ES valuation

There are textbooks and useful reviews (Pascual et al., 2010) of conventional economic valuation approaches. In this section, we summarize the main characteristics of these approaches. In the conventional economic approach there are two main methods for estimating values: revealed and stated preferences. Both of these typically involve the use of sophisticated statistical methods to tease out the values (Haab and McConnell, 2002). Revealed preference methods involve analyzing individuals’ choices in real-world settings and inferring value from those observed choices. Examples of such methods include production-oriented valuation that focuses on changes in direct use values from products actually extracted from the environment (e.g., fish). This method may also be applicable to indirect use values, such as the erosion control benefits forests provide to agricultural production. Other revealed preference methods include replacement costs or hedonic or shadow pricing, which infer ecosystem service values from closely linked, parallel markets, like real estate. For example, urban forest ecosystems and wetlands may improve water quality, which may be (partially) captured in property values (Phaneuf et al., 2008). Valuation of ecosystem services in urban environments presents a powerful example of how the spatial interaction of human, natural, built, and social capital can make very large contributions to human wellbeing. An assessment of the ecosystem service value of Central Park in New York City suggests the ‘revealed’ public good value of Central Park is roughly \$70 million/hectare per year (Sutton and Anderson, 2016).

Stated preference methods rely on individuals’ responses to hypothetical scenarios involving ecosystem services and include contingent valuation and structured choice experiments (Fioramonti, 2014). Contingent valuation utilizes a highly structured survey methodology that acquaints survey respondents with ecosystem improvements (e.g., better stream quality) and the ecosystem services they will generate (e.g., increased salmon stocks). Respondents are then asked to value ecosystem improvements usually using a referendum method (Boardman et al., 2006). Choice experiments, such as conjoint analysis, present respondents with scenarios that represent combinations of ecosystem services and monetary costs and asks for the most preferred combinations. Based on these choices, ecosystem service values are inferred (Ryffel et al., 2014; Chaikaew et al., 2017).

#### 4.3. Aggregating values to larger scales

When ecosystem services research began in full swing, a major problem was to find empirical economic valuation data in various contexts and spatial scales. One approach is the ‘value transfer’ or ‘benefit transfer’ method, (Table 4, method 1) which transposes value estimates from one location to another, adjusting for differences in ecological and economic contexts (Kubiszewski et al., 2013a). The ‘unit value’ method, based on this approach, adopts average values per unit area, aggregated over all valuation studies for a particular ecosystem. Costanza et al. (2014b) used such global average ‘unit values’, which were updated by de Groot et al. (2012) as part of the TEEB study. Xie et al. (2008) produced a similar set of unit values for China, based on expert knowledge of a large group of Chinese researchers (Table 4, method 2).

De Groot et al. (2012) present an analysis of global unit values from the database which was developed during the TEEB project. The paper estimated ecosystem service unit values of 10 main

**Table 4**

Four levels of ecosystem service value aggregation (Kubiszewski et al. 2013a).

Aggregation method	Assumptions/approach	Examples
1. Basic value transfer	assumes values constant over ecosystem types	Costanza et al. (1997) and Liu et al. (2010)
2. Expert modified value transfer	adjusts values for local ecosystem conditions using expert opinion surveys	Xie et al. (2008) and Batker et al. (2010)
3. Statistical value transfer	builds statistical model of spatial and other dependencies	Liu and Stern (2008), de Groot et al. (2012) and Schmidt et al. (2016)
4. Spatially Explicit Functional Modeling	Builds spatially explicit statistical or dynamic systems models incorporating valuation	Boumans et al. (2002, 2015), Costanza et al. (2008) and Nelson et al. (2009)

biomes expressed in monetary units. In total, over 320 publications were screened covering over 300 case study locations. A selection of 665 value estimates were used for the analysis. Acknowledging the uncertainties and contextual nature of any valuation, the analysis shows that the total value of ecosystem services is considerable and ranges between 490 \$/ha/year for the total bundle of ecosystem services that can potentially be provided by an ‘average’ hectare of open oceans to almost 350,000 \$/ha/year for the potential services of an ‘average’ hectare of coral reefs. More importantly, their results show that most of this value is outside the market and best considered as non-tradable public benefits.

Building on this database, Schmidt et al. (2016), present global value transfer functions by using a meta-analytic framework for the synthesis of 194 case studies capturing 839 monetary values of ES (Table 4, method 3). For 12 ES the variance of monetary values could be explained with a subset of 93 study- and site-specific variables by utilizing boosted regression trees. This provides a global quantification of uncertainties and transferability of monetary valuations. Their analysis represents a stepping stone to a standardized integration of and reporting on uncertainties for benefit transfer as an important component for decision support.

The valuation of ecosystem services can have many potential uses, at multiple time and space scales. Confusion can arise, however, if one is not clear about the distinctions between these uses and the appropriate valuation methods and level of precision required. Table 5 lists some of the potential uses of ecosystem services valuation, ranging from simply raising awareness to detailed analysis of various policy choices and scenarios (Kubiszewski et al., 2013a). For example, the paper by Costanza et al. (1997) was clearly an awareness raising exercise with no specific policy or decision in mind. As its citation history verifies, it was very successful for this purpose. ES values can be useful for several of the other purposes listed in Table 5, and there have been thousands of subsequent studies addressing the full range of uses listed in Table 5.

For example, local decision processes with very specific ecological and social-economic contexts may require more dynamic, spatially explicit information and more community involvement in the valuation process (Hedden-Dunkhorst et al., 2015). No valuation technique is perfect, and one must balance the requirements of the analysis with the data and resources available, remembering that uncertainty will always be an issue.

#### 4.4. Challenges for valuation

A key challenge in any valuation is imperfect information. Individuals might, for example, place no value on an ecosystem service

**Table 5**  
Range of Uses for Ecosystem Service Valuation (Costanza et al., 2014b).

Use of Valuation	Appropriate values	Appropriate spatial scales	Precision Needed
Raising Awareness and interest	Total values, macro aggregates	Regional to global	low
National Income and Wellbeing Accounts	Total values by sector and macro aggregates	National	medium
Specific Policy Analyses	Changes by policy	Multiple depending on policy	medium to high
Urban and Regional Land Use Planning	Changes by land use scenario	Regional	low to medium
Payment for Ecosystem Services	Changes by actions due to payment	Multiple depending on system	medium to high
Full Cost Accounting	Total values by business, product, or activity and changes by business, product, or activity	Regional to global, given the scale of international corporations	medium to high
Common Asset Trusts	Totals to assess capital and changes to assess income and loss	Regional to global	medium

if they do not know the role that the service is playing in affecting their wellbeing (Norton et al., 1998). Here is an analogy. If a tree falls in the forest and there is no one around to hear it, does it still make a sound? The answer to this old question obviously depends on how one defines “sound.” If “sound” is defined as the perception of sound waves by people, then the answer is No. If “sound” is defined as the pattern of physical energy in the air, then the answer is yes. In this second case, choices in both revealed and stated preference models would not reflect the true benefit of ecosystem services. Another key challenge is accurately measuring the functioning of the system to correctly quantify the amount of a given service derived from that system (Boumans et al., 2002; Barbier et al., 2008; Koch et al., 2009).

But recognizing the importance of information does not obviate the limitations of human perception-centered valuation. As the tree analogy demonstrates, perceived value can be a quite limiting valuation criterion, because natural capital can provide positive contributions to human wellbeing which are either never (or only vaguely) perceived or may only manifest themselves at a future time. A broader notion of value allows a more comprehensive view of value and benefits, including, for example, valuation relative to alternative goals/ends, like fairness and sustainability as discussed above, within the broader goal of human wellbeing (Costanza and Folke, 1997; Costanza, 2000). Whether these values are perceived or not and how well or accurately they can be measured are separate (and important) questions.

In practice, decision-making often takes place at the local or regional level, and the valuation process needs to involve many stakeholders. Mixes of monetary and non-monetary, deliberative valuation processes are needed to provide sustainable outcomes (Kenter et al., 2016). In these decision processes, resilience, uncertainty, and risk of provision of ecosystem services are beginning to get attention as well (Kubiszewski et al., 2013c; Hamel and Bryant, 2017). We recognise that social power relations affect the way trade-offs are imposed in society, and thus the way values for ecosystem services become institutionalized (Berbés-Blázquez et al., 2016).

## 5. Research, applications, and policy since 1997

### 5.1. Research

Since 1997, a great many academic research papers have been published on ecosystems services (Costanza and Kubiszewski, 2012). A search of SCOPUS in April, 2017 showed a total of over 17,000 papers published with the term “ecosystem services” in the title, abstract or keywords – over 2,800 in 2016 alone. In 2012, the journal *Ecosystem Services* was launched by Elsevier.

Since its launch, *Ecosystem Services* has published 405 research, review, and commentary papers, making it the largest single venue for papers on ecosystem services, followed closely by *Ecological Economics* (Fig. 4). Valuation is the single largest category of papers, being the main topic in 118 papers (29%) (Braat, 2017). The geographical range in the Journal publications is wide, with 110 papers addressing case studies in Europe, 54 in Asia (including Middle East), 35 in North America, 47 in Latin America, 26 in Africa, 16 in Australia, New Zealand, and Fiji, and 1 in Antarctica. Another 29 studies addressed cases at global scale or multiple countries. A total of 324 of the 405 papers deal with case studies.

The papers cover a wide range of ecosystems: marine (including beach, coral reef, seagrass meadow, mangrove, coastal) (54), forest (42), freshwater (including rivers, lakes and watersheds) (32), wetlands (including peat lands) (16), urban (29), agro-(forest) ecosystems (33), multiple ecosystems (71), mountains (13), and 1 case in drylands, soils and quarries. Not all the papers address deal with the ecosystems that produce the services so the total here is 293.

### 5.2. Integrated modelling

Integrated, dynamic, spatially explicit computer modelling is increasingly being used as a tool to address the complexity of interactions that lead to ecosystem services production (Higgins et al., 1997; Boumans et al., 2002; Costanza and Voinov, 2003; Bagstad et al., 2013; Boumans et al., 2015; Turner et al., 2016). One advantage of this approach is that it can potentially incorporate both perceived and non-perceived benefits in a dynamic way that allows for the evaluation of a range of policy scenarios.

One interesting recent example that provides an indication of the complexity and scale of what can be developed is a model of the ancient Maya civilization (Heckbert et al., 2014). This model was developed as part of an NCEAS participatory working group. The MayaSim model describes how anthropogenic and biophysical processes changed over time and space over a 600 year time period in the Yucatan peninsula. The model is a spatially explicit, hybrid, process-based, network, and agent-based model implemented in NetLogo. MayaSim depicts individual settlements as ‘agents’ located in a landscape represented as a grid of cells. Settlement agents manage agriculture and forest harvesting over a set of local cells, and establish trade with neighbours, allowing trade networks to emerge. Agents, cells, and networks represent elements of the historical Maya civilisation, including demographics, trade, agriculture, soil degradation, provisioning of ecosystem services, climate variability, hydrology, primary productivity, and forest succession. Simulating these in combination allows patterns to emerge at the landscape level, effectively growing the

## Documents per year by source

Compare the document counts for up to 10 sources

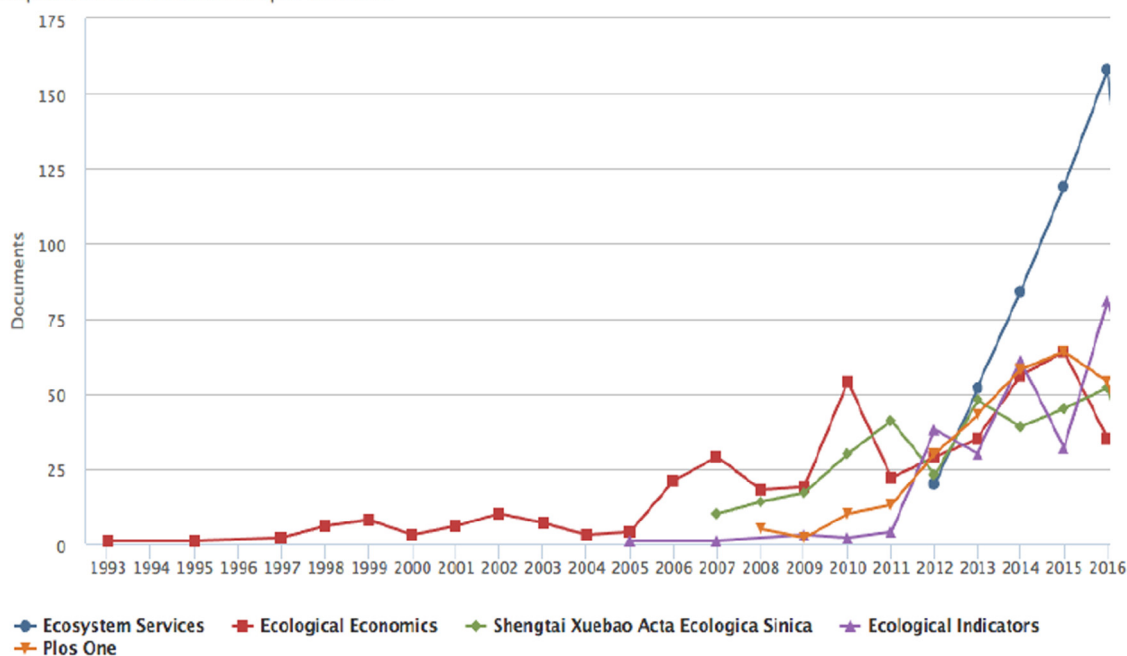


Fig. 4. Top journals publishing papers on ecosystem services (from SCOPUS search, April 3, 2017).

social-ecological system from the bottom up. The MayaSim model was able to reproduce spatial patterns and timelines mimicking what we know about ancient Maya history, such as the general location of important capital cities, the maximum overall population, and eventual collapse. Importantly, it modelled the interaction of natural capital and ecosystem services with climate, economic production, trade, human population, and overall well-being. The model was also used to see what interventions might have allowed the Maya to avoid collapse.

In addition, integrated models can potentially become the basis for computer games that can engage players in decisions that can be the basis for understanding and valuation (Costanza et al., 2014a). Since the integrated models can embed the trade-offs between, for example, better ecosystem services and more population and urban land use, the choices the players make will reflect how they value these trade-offs, in a dynamic way that will depend on initial conditions, and, in some games, interactions among players. This is like a conventional choice experiment (Wilson and Carpenter, 1999; Colombo et al., 2013), except that it allows the players to create their own scenarios, rather than presenting them with a fixed set. It also allows preferences to emerge as a result of learning about the system by playing it and through interactions with other players. By playing the game, they are also becoming informed about the trade-offs in a much more tangible way than simply being told about them. The system thus connects the best of choice experiments, social interaction, and dynamic modelling. By recording each player's behaviour in the system, one can also build computer agents that behave more like real people.

### 5.3. Main institutions and programmes

There are several intuitional initiatives and large-scale projects around ecosystem services and natural capital that have developed since 1997. Table 6 presents some of the more well know examples, but recognizes that this is far from a comprehensive list.

Intergovernmental Science-Policy Platform on Biodiversity and Ecosystem Services (IPBES) is currently the largest global effort in

establishing a synthesis of ecosystem services and biodiversity knowledge (see above in table 5). IPBES redefines ecosystem services as nature's contributions to people. It presents the valuation approach as stressing "pluralism" (Pascual et al., 2017). The elements of this pluralistic valuation approach are biophysical, social-cultural, economic, health, and holistic valuations integrated into policies based on shared responsibilities. It is too early to evaluate the effectiveness of the approach and the acceptance by policy-makers, but initial results are presented by Jacobs et al. (2017), who call this approach "integrated valuation" (see also Table 3).

## 6. Institutional evolution and governance innovations

Given that pervasive uncertainty always exists in ecosystem service measurement, monitoring, modelling, valuation, and management, we should continuously gather and integrate appropriate information regarding ES, with the goal of learning, adapting and better inform policy. To do this we should constantly evaluate the impacts of existing systems and design new systems with stakeholder participation as experiments from which we can more effectively quantify performance and learn ways to manage such complex systems.

### 6.1. Property rights

Given the public goods nature of most ecosystem services, we need institutions that can effectively deal with this characteristic using a sophisticated suite of property rights regimes. We need institutions that employ an appropriate combination of private, state, and common property rights systems to establish clear property rights over ecosystems without privatizing them.

Systems of payment for ecosystem services (PES) and common asset trusts can be effective elements in these institutions (Sattler and Matzdorf, 2013). PES is defined as payments to land owners or managers to provide or protect ecosystem services (PES is the main topic in 49 papers in *Ecosystem Services* from 2012 to 2016, out of a

**Table 6**

A subset of institutions and programmes leading ES research and practice.

Programs/Institutions	Description	Website
Millennium Ecosystem Assessment (MEA)	The MEA was a 4-year, 1300 scientist study commissioned by the United Nations in 2005. The report analysed the state of the world's ecosystems and provided recommendations for policymakers (MEA, 2005). It determined that human actions have depleted the world's natural capital to the point that the ability of a majority of the globe's ecosystems to sustain future generations can no longer be taken for granted	<a href="http://www.millenniumassessment.org">www.millenniumassessment.org</a>
The Economics of Ecosystems and Biodiversity (TEEB)	In 2008, the first report of a second international study was published on The Economics of Ecosystems and Biodiversity (TEEB, 2008), hosted by United Nations Environment Programme (UNEP). The TEEB's primary purpose was to draw attention to the global economic benefits of biodiversity, to highlight the growing costs of biodiversity loss and ecosystem degradation, and to draw together expertise from the fields of science, economics, and policy to enable practical actions moving forward. The TEEB report was picked up extensively by the mass media, bringing ecosystem services to a broad audience.	<a href="http://teebweb.org">teebweb.org</a>
Ecosystem Services Partnership	The Ecosystem Services Partnership was created in 2008, inspired by the MEA and TEEB projects and has since grown to become the biggest international member-based network focused on facilitating ecosystem services research and practical applications. The network connects over 3000 ecosystem services professionals from science, policy and practice worldwide (including over 50 member-organizations) who are working together in 37 working groups, 10 regional chapters and 40+ national networks on all continents	<a href="http://www.es-partnership.org">www.es-partnership.org</a>
IPBES	The Intergovernmental Science-Policy Platform on Biodiversity and Ecosystem Services is an intergovernmental body which provides information on the state of biodiversity and ecosystem services for decision making purposes. It was established in 2012 and current membership includes 126 countries. It is placed under the auspices of four United Nations entities: UNEP, UNESCO, FAO and UNDP	<a href="http://www.ipbes.net">www.ipbes.net</a>
EU Biodiversity Strategy to 2020	The European Union Strategy to 2020 includes the concept of "ecosystem services", with strategic targets and actions. It includes the proposal to map and assess the state of the ecosystems, their services and economic values with the goal of incorporating these values into and accounting and reporting systems at EU and national level by 2010	<a href="http://ec.europa.eu/environment/nature/biodiversity/strategy/">ec.europa.eu/environment/nature/biodiversity/strategy/</a>
WAVES	The Wealth Accounting and Valuation of Ecosystem Services is a World Bank-led global partnership that aims to promote sustainable development by promoting planning and national environmental and wealth accounting	<a href="http://www.wavespartnership.org">www.wavespartnership.org</a>
Natural Capital Project (NatCap)	The Natural Capital Project is a partnership between the Stanford University, University of Minnesota, The Nature Conservancy, and the World Wildlife Fund with the goal of integrating the value of ecosystem services into decision making. The NatCap has developed open-sources tools, such as the Integrated Valuation of Ecosystem Services and Tradeoffs (InVEST) which models the ecosystem services values and uses	<a href="http://www.naturalcapitalproject.org/">www.naturalcapitalproject.org/</a>
Natural Capital Coalition (NCC)	The NCC was created in 2014 and it is a global multi stakeholder organization with the goal of supporting the business community to incorporate ecosystem services and their values into their operations. The recently published the Natural Capital Protocol, a framework designed to support businesses managers decision related to their impact on the environment	<a href="http://naturalcapitalcoalition.org/">naturalcapitalcoalition.org/</a>

total of out of 414). When a resource is non-rival, excludable private property rights are inappropriate, but lack of property rights eliminates private sector incentives to provide the resource (Kubiszewski et al., 2010). One solution is common investment and common use. Common asset trusts (CATs) are one institution that can assign property rights to the commons on behalf of the community, using trustees as protectors of the asset (Barnes et al., 2008; Farley et al., 2015). The CAT can charge for damages to the common asset and invest in the provision of non-rival ecosystem services and in green technologies that help provide and protect the asset. Everyone would be free to use the non-rival ecosystem services, but not to degrade the ecosystem structure that sustains them. Resources for investing in non-rival resources can be obtained from auctioning off access to rival resources. For example, society could auction off the right to greenhouse gas absorption capacity and then invest the revenue in carbon-free energy technologies.

### 6.2. Scale and distribution

The spatial and temporal scale of the institutions to manage ecosystem services must be matched with the scales of the services themselves. Mutually reinforcing institutions at local, regional and global scales over short, medium and long time scales will be required. Institutions should be designed to ensure the flow of information across scales, to take ownership regimes, cultures, and actors into account, and to fully internalize costs and benefits.

Systems should be designed to ensure inclusion of the poor, since they are generally more dependent on common property assets like ecosystem services and the loss of these services may be critical to their survival. Wealthier individuals may be able to afford alternatives to some services, at least to a point. Free-riding, especially by wealthier segments of society, should be deterred and beneficiaries should pay for the services they receive from bio-diverse and productive ecosystems.

Relevant stakeholders (local, regional, national, and global) should be engaged in the formulation and implementation of management decisions. Full stakeholder awareness and participation not only improves ES analyses, but contributes to credible, accepted rules that identify and assign the corresponding responsibilities appropriately, and that can be effectively enforced.

### 6.3. Information and evidence-based policy

One key limiting factor in sustaining natural capital is lack of knowledge of how ecosystems function and how they support human wellbeing. This can be overcome with targeted educational campaigns that are tailored to disseminate success and failures to both the general public and elected officials and through true collaboration among public, private and government entities. ES concepts can be an effective link between science and policy by making the trade-offs more transparent. An ES framework can therefore be a beneficial *addition* to policy-making institutions and frameworks and to integrating science and policy.

## 7. Lessons learned

Ecosystem services have entered not only the public media (Schwartz, 2010) but also into business. A few years ago, Dow Chemical established a \$10 million collaboration with The Nature Conservancy (TNC) to tally up the ecosystem costs and benefits of every business decision (Walsh, 2011; Molnar and Kubiszewski, 2012). Such collaboration will provide a significant addition to ecosystem services valuation knowledge and techniques.

Another example is TruCost, a company based in the United Kingdom, that values the impact that publicly owned corporations have on natural capital and ecosystem services (Trucost, 2013). It has had a tremendous impact on how the private sector perceives its impact on the environment.

However, there is significant research still required. Our scientific institutions can help lead this process through transdisciplinary graduate education.

### 7.1. Integrated measurement, modelling, valuation, and decision support

While the *concepts* of natural capital and ecosystem services have been broadly accepted and their potential contribution to better environmental management widely acknowledged (Millennium Ecosystem Assessment (MEA), 2005; TEEB, 2010; UK National Ecosystem Assessment, 2011), practical applications are still limited. Limiting factors include: (1) inconsistent approaches to ecosystem service modelling, assessment and valuation; (2) the expense of applying sophisticated enough methods to adequately answer the questions; (3) the lack of appropriate institutional frameworks; and (4) mistrust or misunderstanding of the science. The scientific community needs to continue to develop better methods to measure, monitor, map, model, value, and manage ecosystem services at multiple scales. It also needs to more effectively communicate the concepts and results to the public.

Ideally, these efforts should take place using transdisciplinary teams and strategies and in close collaboration with ecosystem stakeholders. Moreover, this information must be provided to decision makers in an appropriate, transparent, and viable way, to clearly identify differences in outcomes among policy choices. At the same time, we cannot wait for high levels of certainty and precision to act when confronting significant irreversible and catastrophic consequences. We must synergistically continue to improve the measurements with evolving institutions and approaches that can effectively utilize these measurements. Below we report the key challenges.

#### 7.1.1. Trade-offs

Ecological conflicts arise from two sources: (1) scarcity and restrictions in the amount of ES that can be provided and (2) the distribution of the costs and benefits of the provisioning of the ES. ES science makes trade-offs explicit and, thus, facilitates management and planning discourse. It enables stakeholders to make sound value judgments. ES science thus generates relevant social-ecological knowledge for stakeholders and policy decision makers and sets of planning options that can help resolve social-political conflicts.

#### 7.1.2. Accounting and assessment

Accounting attempts to look at the flow of materials, energy and information with relative objectivity. This can be denominated in biophysical or monetary units. Assessment evaluates a system or process with a goal in mind and is more normative. Both are

integrating frameworks with distinctive roles. Both ecosystem service accounting and assessment need to be developed and pursued using a broader social-ecological lens. Within the broader lens we also need to balance expert and local knowledge across scales.

#### 7.1.3. Modelling and scenario planning

We need modelling to synthesize and quantify our understanding of ES and to understand dynamic, non-linear, spatially explicit trade-offs as part of the larger social-ecological systems (Fioramonti, 2017b). Stakeholders should be active collaborators in this model development process to assure relevancy. These models can incorporate and aid accounting and assessment exercises and link directly with the policy process at multiple time and space scales. In particular, modelling can quantify potential shifts in ES under different environmental and social-economic scenarios (Kubiszewski et al., 2017).

#### 7.1.4. Bundling

Most ES are produced as joint products (or bundles) from intact ecosystems. The relative rates of production of each service vary from system-to-system, site-to-site, and time-to-time. We must consider the full range of services and the characteristics of their bundling in order to prevent creating dysfunctional incentives and to maximize the net benefits to society. For example, focusing only on the carbon sequestration service of ecosystems may in some instances reduce the overall value of the full range of ES.

#### 7.1.5. Scaling

ES are relevant over a broad range of scales in space, time, governance and complexity, including the legacy of past behaviour. We need measurement, models, accounts, assessments and policy discussions that address these multiple scales, as well as interactions, feedbacks, and hierarchies among them.

## 8. Conclusion: A new economic paradigm that puts 'nature' at the core

Ecosystem services have come a long way in the twenty years since 1997. The idea has become an effective bridge between ecological and economic approaches. It is helping to create a more transdisciplinary ecological economics that is better able to understand and manage our complex, interconnected system in the Anthropocene. But we still have a long way to go, especially since policy debates in most countries are still dominated by narrow, mainstream economic ideas and policies.

The critical importance of ecosystem services challenges the conventional approach to growth and development, while paving the way for a different approach to prosperity based on wellbeing (Fioramonti, 2017a). Despite progress in a number of areas, ecosystem services will remain marginal in the larger debate until the current production and asset boundaries are re-defined to include natural and social capital.

The critique of GDP as a proper measure of economic performance, let alone of social and human welfare, has now become part of the global debate, highlighting the need for better measurements of progress that can inform different policies and public perceptions. The 'Beyond GDP' process thus becomes a focal point to change the perspective on economic growth and put ES at the core of the framework rather than at the margins (Fioramonti, 2013; Fioramonti, 2017b). In this regard, integrated modelling becomes essential to manage economic development in line with the ecological economics approach. In particular, full cost accounting in the business and governmental sectors, including new comprehensive accounts that include both the negative impacts on ES from

business activities and the positive contributions of ES to businesses and households, can be very helpful.

Above all, however, new approaches to data are needed. In particular, the data revolution, access to remote sensing data at multiple scales and citizen science, and decentralized data collection (involving citizens) would allow models to reflect real-time changes in stocks and flows (Fioramonti, 2017b). Games and other new forms of communication can take ES to the next level of both public understanding and policy utility (Costanza et al., 2014a).

There is a clear connection between the data systems we use for our measurements and how we govern ourselves through policy. Since their introduction in 1930s, the national income accounts followed the 'linear' approach to economic growth that is still dominant in mainstream economic thinking. This aligned data collection along input-output lines that divided the economy into a system of 'sectors' with all flows denominated in dollars.

There have been many attempts at reforming GDP in the past few years. A Genuine Progress Indicator (GPI) has been proposed since the late 1980s as an improved measure. It includes income inequality, contributions from the informal economy and households and deductions for unwanted expenses and the depletion of resources (Kubiszewski et al., 2013b). The World Bank has experimented with a number of total wealth indicators, including 'adjusted net savings,' which measures an economy's long-term sustainability by calculating how much of national product is not immediately consumed, investment in education, and the depletion of natural resources. The UN launched an Inclusive Wealth Index (IWI) focusing on stocks rather than flows, as GDP does. The IWI measures sustainable economic development to gauge the difference between produced capital (what the human economy produces through industrial activities) and human and natural capital ([www.inclusivewealthindex.org](http://www.inclusivewealthindex.org)). The OECD has proposed a number of social progress and wellbeing indicators and implemented them to better guide policy making ([www.oecd-betterlifeindex.org](http://www.oecd-betterlifeindex.org)).

All these measures, albeit useful to show the inconsistencies of conventional approaches to economic growth, still use the same linear I-O approach of current national accounts. The existing accounts are not suitable to capture the complexity of how the economic process is embedded in society and the rest of nature. A much more integrated, dynamic, non-linear system connecting natural systems and human systems is needed to assess overall progress and wellbeing (Costanza et al., 2016). This becomes more critical in the wake of the adoption of the UN Sustainable Development Goals (SDGs), which ought to affect the way economic statistics are used to drive policies in the 21st century. If we are to succeed at moving beyond the current model of 'growth at all costs' to embrace the idea of a 'wellbeing economy', we need a different approach to data collection and modelling that is adaptable, evolutionary, and integrated (Fioramonti, 2017a). We also need an approach that recognizes the degree to which we are 'addicted' to the current system by short term reinforcements and the need to design and implement 'societal therapy' based on developing a shared vision of the post-GDP world we not only want but desperately need to deal with the ecological and social crises (Costanza et al., 2017).

Above all, there is a need to broaden public discourse and participation in integrating ecosystem services and natural capital into mainstream economic policy. We need dynamic scenario planning involving citizens as well as ecosystem service-based computer games to reach a much broader audience (Costanza et al., 2014a). We need on-going public engagement on the type of society we want in the 21st century, using science to inform dialogues and social conversations. Our rapidly growing understanding of ecosystem services' impact on the wellbeing of humanity and the rest of nature will fundamentally inform that agenda.

## Acknowledgements

This paper is the result of on-going discussions among the contributing authors, five of whom were co-authors of the 1997 *Nature* paper. We thank the Ecosystem Services Partnership (ESP) annual conferences for providing the venue for some of these discussions. We also thank U. Pascual and three anonymous reviewers for helpful comments on earlier drafts.

## References

- Ayres, R.U., Kneese, A.V., 1969. Production, consumption, and externalities. *Am. Econ. Rev.* 59 (3), 282–297.
- Bagstad, K.J., Semmens, D.J., Waage, S., Winthrop, R., 2013. A comparative assessment of decision-support tools for ecosystem services quantification and valuation. *Ecosyst. Serv.* 5, 27–39.
- Barbier, E.B., Koch, E.W., Silliman, B.R., Hacker, S.D., Wolanski, E., Primavera, J., Granek, E.F., Polasky, S., Aswani, S., Cramer, L.A., Stoms, D.M., Kennedy, C.J., Bael, D., Kappel, C.V., Perillo, G.M.E., Reed, D.J., 2008. Coastal ecosystem-based management with nonlinear ecological functions and values. *Science* 319 (5861), 321.
- Barnes, P., Costanza, R., Hawken, P., Orr, D., Ostrom, E., Umana, A., Young, O., 2008. Creating an Earth atmospheric trust. *Science* 319 (5864), 724.
- Batker, D., Swedeen, P., Costanza, R., de la Torre, I., Boumans, R., Bagstad, K., 2008. A new view of the puget sound economy: The economic value of nature's services in the puget sound basin. *Earth Economics, Tacoma, WA*.
- Beddoo, R., Costanza, R., Farley, J., Garza, E., Kent, J., Kubiszewski, I., Martinez, L., McCowen, T., Murphy, K., Myers, N., Ogden, Z., Stapleton, K., Woodward, J., 2009. Overcoming systemic roadblocks to sustainability: The evolutionary redesign of worldviews, institutions, and technologies. *Proc. Natl. Acad. Sci.* 106 (8), 2483–2489.
- Berbés-Blázquez, M., González, J.A., Pascual, U., 2016. Towards an ecosystem services approach that addresses social power relations. *Curr. Opin. Environ. Sustainability* 19, 134–143.
- Bieling, C., 2014. Cultural ecosystem services as revealed through short stories from residents of the Swabian Alb (Germany). *Ecosyst. Serv.* 8, 207–215.
- Blicharska, M., Smithers, R.J., Hedblom, M., Hedenäs, H., Mikusiński, G., Pedersen, E., Sandström, P., Svensson, J., 2017. Shades of grey challenge practical application of the cultural ecosystem services concept. *Ecosyst. Serv.* 23, 55–70.
- Blignaut, J., Mander, M., Inglesi-Lotz, R., Glavan, J., Parr, S., 2016. The amenity value of Abu Dhabi's coastal and marine resources to its beach visitors. *Ecosyst. Serv.* 19, 32–41.
- Boardman, A., Greenberg, D., Vining, A., Weimer, D., 2006. *Cost-Benefit Analysis: Concepts and Practice*. Prentice Hall Inc., Upper Saddle River, NJ.
- Bockstael, N.E., Freeman, A.M., Kopp, R.J., Portney, P.R., Smith, V.K., 2000. On measuring economic values for nature. *Environ. Sci. Technol.* 34, 1384–1389.
- Boulding, K., 1966. *The Economics of the Coming Spaceship Earth*. In: Baltimore, J.H. (Ed.), *Environmental Quality in a Growing Economy*. Resources for the Future/Johns Hopkins University Press, pp. 3–14.
- Boumans, R., Costanza, R., Farley, J., Wilson, M.A., Portela, R., Rotmans, J., Villa, F., Grasso, M., 2002. Modeling the dynamics of the integrated earth system and the value of global ecosystem services using the GUMBO model. *Ecol. Econ.* 41 (3), 529–560.
- Boumans, R., Roman, J., Altman, I., Kaufman, L., 2015. The Multiscale Integrated Model of Ecosystem Services (MIMES): simulating the interactions of coupled human and natural systems. *Ecosyst. Serv.* 12, 30–41.
- Braat, L.C., 1992. Sustainable multiple use of forest ecosystems: an economic-ecological analysis for forest management in the Netherlands, Free University Amsterdam.
- Braat, L.C., 2013. The value of the ecosystem services concept in economic and biodiversity policy. In: Jacobs, S., Dendoncker, N., Keune, H. (Eds.), *Ecosystem Services, Global Issues, Local Practices*. Elsevier, Amsterdam.
- Braat, L.C., 2017. An overview of the characteristics of publications in Ecosystem Services (2012–2016). *Ecosystem Services*. <http://www.journals.elsevier.com/ecosystem-services/>.
- Braat, L.C., de Groot, R., 2012. The ecosystem services agenda: bridging the worlds of natural science and economics, conservation and development, and public and private policy. *Ecosyst. Serv.* 1 (1), 4–15.
- Braat, L.C., Gómez-Baggethun, E., Martín-López, B., Barton, D.N., García-Llorente, M., Kelemen, E., Saarikoski, H., 2014. Framework for integration of valuation methods to assess ecosystem service policies. Brussels, European Commission FP7.
- Brown, G., Fagerholm, N., 2015. Empirical PPGIS/PGIS mapping of ecosystem services: a review and evaluation. *Ecosyst. Serv.* 13, 119–133.
- Chaikaew, P., Hodges, A.W., Grunwald, S., 2017. Estimating the value of ecosystem services in a mixed-use watershed: a choice experiment approach. *Ecosyst. Serv.* 23, 228–237.
- Chee, Y.E., 2004. An ecological perspective on the valuation of ecosystem services. *Biol. Conserv.* 120 (4), 549–565.
- Chen, W.Y., Hua, J., 2017. Heterogeneity in resident perceptions of a bio-cultural heritage in Hong Kong: a latent class factor analysis. *Ecosyst. Serv.* 24, 170–179.

- Colombo, S., Christie, M., Hanley, N., 2013. What are the consequences of ignoring attributes in choice experiments? Implications for ecosystem service valuation. *Ecol. Econ.* 96, 25–35.
- Costanza, R., 1989. What is ecological economics? *Ecol. Econ.* 1, 1–7.
- Costanza, R., 2000. Social goals and the valuation of ecosystem services. *Ecosystems* 3 (1), 4–10.
- Costanza, R., 2004. Value theory and energy. *Encyclopedia of Energy*. C. J. Cleveland. Amsterdam, Elsevier. 6: 337–346.
- Costanza, R., 2008. Ecosystem services: multiple classification systems are needed. *Biol. Conserv.* 141 (2), 350–352.
- Costanza, R., Atkins, P.W., Bolton, M., Cork, S., Grigg, N.J., Kasser, T., Kubiszewski, I., 2017. Overcoming societal addictions: what can we learn from individual therapies? *Ecol. Econ.* 131, 543–550.
- Costanza, R., Chichakly, K., Dale, V., Farber, S., Finnigan, D., Grigg, K., Heckbert, S., Kubiszewski, I., Lee, H., Liu, S., Magnuszewski, P., Maynard, S., McDonald, N., Mills, R., Ogilvy, S., Pert, P.L., Renz, J., Wainger, L., Young, M., Richard Ziegler, C., 2014a. Simulation games that integrate research, entertainment, and learning around ecosystem services. *Ecosyst. Serv.* 10, 195–201.
- Costanza, R., d'Arge, R., de Groot, R., Farber, S., Grasso, M., Hannon, B., Limburg, K., Naeem, S., O'Neill, R.V., Paruelo, J., Raskin, R.G., Sutton, P., van den Belt, M., 1998. The value of ecosystem services: putting the issues in perspective. *Ecol. Econ.* 25 (1), 67–72.
- Costanza, R., Daly, H.E., 1992. Natural capital and sustainable development. *Conserv. Biol.* 6 (1), 37–46.
- Costanza, R., Daly, H.E., Bartholomew, J.A., 1991. Goals, agenda, and policy recommendations for ecological economics. *Ecological Economics: The Science and Management of Sustainability*. R. Costanza. New York, Columbia University Press: 525.
- Costanza, R., Daly, L., Fioramonti, L., Giovannini, E., Kubiszewski, I., Mortensen, L.F., Pickett, K.E., Ragnarsdottir, K.V., De Vogli, R., Wilkinson, R., 2016. Modelling and measuring sustainable wellbeing in connection with the UN Sustainable Development Goals. *Ecol. Econ.* 130, 350–355.
- Costanza, R., d'Arge, R., de Groot, R., Farber, S., Grasso, M., Hannon, B., Limburg, K., Naeem, S., O'Neill, R.V., Paruelo, J., Raskin, R.G., Sutton, P., van den Belt, M., 1997. The value of the world's ecosystem services and natural capital. *Nature* 387 (6630), 253–260.
- Costanza, R., Pérez-Maqueo, O., Martínez, M.L., Sutton, P., Anderson, S.J., Mulder, K., 2008. The value of coastal wetlands for hurricane protection. *AMBIO: J. Hum. Environ.* 37, 241–248.
- Costanza, R., de Groot, R., Sutton, P.C., van der Ploeg, S., Anderson, S., Kubiszewski, I., Farber, S., Turner, R.K., 2014b. Changes in the global value of ecosystem services. *Global Environ. Change* 26, 152–158.
- Costanza, R., Farber, S.C., Maxwell, J., 1989. Valuation and management of wetland ecosystems. *Ecol. Econ.* 1 (4), 335–361.
- Costanza, R., Folke, C., 1997. Valuing Ecosystem Services with Efficiency, Fairness, and Sustainability as Goals. *Nature's Services: Societal Dependence on Natural Ecosystems*. G. C. Daily. Washington D.C., Island Press: 49–69.
- Costanza, R., Kubiszewski, I., 2012. The authorship structure of "ecosystem services" as a transdisciplinary field of scholarship. *Ecosyst. Serv.* 1 (1), 16–25.
- Costanza, R., Voinov, A., 2003. Landscape simulation modeling: a spatially explicit, dynamic approach. Springer, New York.
- Daily, G.C., 1997. *Nature's Services: Societal Dependence on Natural Ecosystems*. Island Press, Washington D.C.
- Daly, H.E., 1968. On economics as a life science. *J. Political Econ.* 76 (3), 392–406.
- Daly, H.E., 1992. Allocation, distribution, and scale: towards an economics that is efficient, just, and sustainable. *Ecol. Econ.* 6 (3), 185–193.
- de Groot, R., 1987. Environmental functions as a unifying concept for ecology and economics. *Environmentalist*, 105–109.
- de Groot, R., 1992. Functions of Nature: Evaluation of Nature in Environmental Planning, Management, and Decision Making. Wolters-Noordhoff, Groningen.
- de Groot, R., Brander, L., van der Ploeg, S., Costanza, R., Bernard, F., Braat, L., Christie, M., Crossman, N., Ghermandi, A., Hein, L., Hussain, S., Kumar, P., McVittie, A., Portela, R., Rodriguez, L.C., ten Brink, P., van Beukering, P., 2012. Global estimates of the value of ecosystems and their services in monetary units. *Ecosyst. Serv.* 1 (1), 50–61.
- de Groot, R.S., Fisher, B., Christie, M., Aronson, J., Braat, L., Haines-Young, R., Gowdy, J., Maltby, E., Neuvill, A., Polasky, S., Portela, R., Ring, I., 2010. Integrating the ecological and economic dimensions in biodiversity and ecosystem service valuation. *The Economics of Ecosystems and Biodiversity: Ecological and Economic Foundations*. P. Kumar. London, Earthscan.
- Ehrlich, P., Ehrlich, A., 1981. *Extinction: The Causes and Consequences of the Disappearance of Species*. Random House, New York.
- Ehrlich, P.R., Mooney, H.A., 1983. Extinction, substitution, and ecosystem services. *Bioscience* 33 (4), 248–254.
- Farber, S.C., Costanza, R., Wilson, M.A., 2002. Economic and ecological concepts for valuing ecosystem services. *Ecol. Econ.* 41 (3), 375–392.
- Farley, J., 2012. Ecosystem services: the economics debate. *Ecosyst. Serv.* 1 (1), 40–49.
- Farley, J., Costanza, R., Flomenhoft, G., Kirk, D., 2015. The Vermont common assets trust: an institution for sustainable, just and efficient resource allocation. *Ecol. Econ.* 109, 71–79.
- Fioramonti, L., 2013. *Gross Domestic Problem: The Politics Behind the World's Most Powerful Number*. Zed Books, London.
- Fioramonti, L., 2014. *How Numbers Rule the World: The Use and Abuse of Statistics in Global Politics*. Zed Books, London.
- Fioramonti, L., 2017a. *Wellbeing Economy: success in a World Without Growth*. Pan Macmillan, South Africa.
- Fioramonti, L., 2017. *The World After GDP: Economics, Politics and International Relations in the Post-Growth Era*. Cambridge, Polity.
- Freeman, A.M., III, Haveman, R.H., Kneese, A.V., 1973. *Economics of environmental policy*.
- Freeman, M., 2003. *The Measurement of Environmental and Resource Values: Theory and Methods*. RFF Press, Washington, DC.
- Ghermandi, A., Galil, B., Gowdy, J., Nunes, P.A.L.D., 2015. Jellyfish outbreak impacts on recreation in the Mediterranean Sea: welfare estimates from a socioeconomic pilot survey in Israel. *Ecosyst. Serv.* 11, 140–147.
- Gómez-Baggethun, E., de Groot, R., Lomas, P.L., Montes, C., 2010. The history of ecosystem services in economic theory and practice: from early notions to markets and payment schemes. *Ecol. Econ.* 69 (6), 1209–1218.
- Haab, T.C., McConnell, K.E., 2002. *Valuing Environmental and Natural Resources: The Econometrics of Non-market Valuation*. Edward Elgar Publishing, Cheltenham, UK.
- Haines-Young, R., Potschin, M., 2013. *Common International Classification of Ecosystem Services (CICES): Consultation on Version 4, August–December 2012*. European Environment Agency, Copenhagen. [https://cices.eu/content/uploads/sites/8/2012/07/CICES-V43\\_Revised-Final\\_Report\\_29012013.pdf](https://cices.eu/content/uploads/sites/8/2012/07/CICES-V43_Revised-Final_Report_29012013.pdf).
- Hamel, P., Bryant, B.P., 2017. Uncertainty assessment in ecosystem services analyses: seven challenges and practical responses. *Ecosyst. Serv.* 24, 1–15.
- Heckbert, S., Costanza, R., Parrott, L., 2014. Achieving sustainable societies: lessons from modelling the ancient maya. *Solutions* 5 (5), 55–64.
- Hedden-Dunkhorst, B., Braat, L., Wittmer, H., 2015. TEEB emerging at the country level: challenges and opportunities. *Ecosyst. Serv.* 14, 37–44.
- Hein, L., Bagstad, K., Edens, B., Obst, C., de Jong, R., Lesschen, J.P., 2016. Defining ecosystem assets for natural capital accounting. *PLoS ONE* 11 (11), e0164460.
- Higgins, S.I., Turpie, J.K., Costanza, R., Cowling, R.M., LeMaitre, D.C., Marais, C., Midgley, G.F., 1997. An ecological economic simulation model of mountain fynbos ecosystems – Dynamics, valuation and management. *Ecol. Econ.* 22 (2), 155–169.
- Hueting, R., Reijnders, L., de Boer, B., Lambooy, J., Jansen, H., 1998. The concept of environmental function and its valuation. *Ecol. Econ.* 25 (1), 31–35.
- Jacobs, S., Dendoncker, N., Martín-López, B., Barton, D.N., Gomez-Baggethun, E., Boeraeve, F., McGrath, F.L., Vierikko, K., Geneletti, D., Sevecke, Katharina J., Pipart, N., Primmer, E., Mederly, P., Schmidt, S., Aragão, A., Baral, H., Bark, Rosalind H., Briceno, T., Brogna, D., Cabral, P., De Vreese, R., Lique, C., Mueller, H., Peh, K.S.H., Phelan, A., Rincón, Alexander R., Rogers, S.H., Turkelboom, F., Van Reeth, W., van Zanten, B.T., Wam, H.K., Washbourne, C.-L., 2016. A new valuation school: Integrating diverse values of nature in resource and land use decisions. *Ecosyst. Serv.* 22, Part B: 213–220.
- Jacobs, S., Martín-López, B., Barton, D.N., Dunford, R., Harrison, P.A., Kelemen, E., Saarikoski, H., Tormans, M., García-Llorente, M., Gómez-Baggethun, E., Kopperoinen, L., Luque, S., Palomo, I., Priess, J.A., Rusch, G.M., Ternerelli, P., Turkelboom, F., Demeyer, R., Hauck, J., Keune, H., Smith, R., 2017. The means determine the end – Pursuing integrated valuation in practice. *Ecosyst. Serv.*
- Jansson, A.M., 1984. *Integration of Economy and Ecology: An Outlook for the Eighties*. University of Stockholm, Stockholm.
- Kahneman, D., 2011. *Thinking fast and slow*. New York, Farrar, Straus and Giroux.
- Kai, M.A.C., Anne, D.G., Patricia, B., Sarah, K., Terre, S., Xavier, B., Ann, B., Ratana, C., Rachele, G., Benjamin, S.H., Neil, H., Jordan, L., Bryan, N., Mary, R., Roly, R., Jordan, T., Ulalia, W., 2012. Where are cultural and social in ecosystem services? a framework for constructive engagement. *BioScience* 62 (8), 744–756.
- Kenter, J.O., 2016. Shared, plural and cultural values. *Ecosyst. Serv.* 21, Part B: 175–183.
- Kenter, J.O., Jobstovgt, N., Watson, V., Irvine, K.N., Christie, M., Bryce, R., 2016. The impact of information, value-deliberation and group-based decision-making on values for ecosystem services: integrating deliberative monetary valuation and storytelling. *Ecosyst. Serv.* 21, Part B: 270–290.
- Koch, E.W., Barbier, E.B., Silliman, B.R., Reed, D.J., Perillo, G.M.E., Hacker, S.D., Granek, E.F., Primavera, J.H., Muthiga, N., Polasky, S., Halpern, B.S., Kennedy, C.J., Kappel, C.V., Wolanski, E., 2009. Non-linearity in ecosystem services: temporal and spatial variability in coastal protection. *Front. Environ.* 7 (1), 29–37.
- Kubiszewski, I., Costanza, R., Anderson, S., Sutton, P., 2017. The future value of ecosystem services: Global scenarios and national implications. *Ecosyst. Serv.* 26, 289–301.
- Kubiszewski, I., Costanza, R., Dorji, P., Thoennes, P., Tshering, K., 2013a. An initial estimate of the value of ecosystem services in bhutan. *Ecosyst. Serv.* 3, e11–e21.
- Kubiszewski, I., Costanza, R., Franco, C., Lawn, P., Talberth, J., Jackson, T., Aylmer, C., 2013b. Beyond GDP: Measuring and achieving global genuine progress. *Ecol. Econ.* 93, 57–68.
- Kubiszewski, I., Costanza, R., Paquet, P., Halimi, S., 2013c. Hydropower development in the lower Mekong basin: alternative approaches to deal with uncertainty. *Reg. Environ. Change* 13 (1), 3–15.
- Kubiszewski, I., Farley, J., Costanza, R., 2010. The production and allocation of information as a good that is enhanced with increased use. *Ecol. Econ.* 69, 1344–1354.
- Landers, D., Nahlik, A., 2013. *Final Ecosystem Goods and Services Classification System (FECS-CS)*. Environmental Protection Agency, Washington, DC, U.S.
- Liu, S., Costanza, R., Troy, A., D'Aagostino, J., Mates, W., 2010. Valuing New Jersey's ecosystem services and natural capital: a spatially explicit benefit transfer approach. *Environ. Manage.* 45, 1271–1285.
- Liu, S., Stern, D., 2008. A meta-analysis of contingent valuation studies in coastal and near-shore marine ecosystems, No 2008–15, *Socio-Economics and the*

- Environment in Discussion (SEED) Working Paper Series, CSIRO Sustainable Ecosystems. <http://EconPapers.repec.org/RePEc:cse:wpaper:2008-15>.
- McCauley, D.J., 2006. Selling out on nature. *Nature* 443, 27–28.
- McDonald, K.A., 1997. What is nature worth? \$33 Trillion a year. *Chronicle of Higher Education*.
- Millennium Ecosystem Assessment (MEA), 2005. *Ecosystems and Human Well-Being: Synthesis*. Island Press.
- Molnar, J.L., Kubiszewski, I., 2012. Managing natural wealth: research and implementation of ecosystem services in the United States and Canada. *Ecosyst. Serv.* 2, 45–55.
- Nelson, E., Mendoza, G., Regetz, J., Polasky, S., Tallis, H., Cameron, D.R., Chan, K.M.A., Dailey, G.C., Goldstein, J., Dareiva, P.M., Lansdorf, E., Naidoo, R., Ricketts, T.H., Shaw, M.R., 2009. Modeling multiple ecosystem services, biodiversity conservation, commodity production, and tradeoffs at landscape scales. *Front. Ecol. Environ.* 7, 4–11.
- Norgaard, R.B., Bode, C., Values Reading Group, 1998. Next, the value of God, and other reactions. *Ecol. Econ.* 25 (1), 37–39.
- Norton, B., Costanza, R., Bishop, R.C., 1998. The evolution of preferences: why 'sovereign' preferences may not lead to sustainable policies and what to do about it. *Ecol. Econ.* 24 (2–3), 193–211.
- Odum, H.T., 1971. *Environment, Power and Society*. John Wiley, New York.
- Parks, S., Gowdy, J., 2013. What have economists learned about valuing nature? a review essay. *Ecosyst. Serv.* 3, e1–e10.
- Pascual, U., Balvanera, P., Díaz, S., Pataki, G., Roth, E., Stenseke, M., Watson, R.T., Başak Dessane, E., Islar, M., Kelemen, E., Maris, V., Quaa, M., Subramanian, S.M., Wittmer, H., Adlan, A., Ahn, S., Al-Hafedh, Y.S., Amankwah, E., Asah, S.T., Berry, P., Bilgin, A., Breslow, S.J., Bullock, C., Cáceres, D., Daly-Hassen, H., Figueroa, E., Golden, C.D., Gómez-Baggethun, E., González-Jiménez, D., Houdet, J., Keune, H., Kumar, R., Ma, K., May, P.H., Mead, A., O'Farrell, P., Pandit, R., Pengue, W., Pichis-Madruga, R., Popa, F., Preston, S., Pacheco-Balanza, D., Saarikoski, H., Strassburg, B.B., van den Belt, M., Verma, M., Wickson, F., Yagi, N., 2017. Valuing nature's contributions to people: the IPBES approach. *Curr. Opin. Environ. Sustainability* 26, 7–16.
- Pascual, U., Muradian, R., Brander, L., Gómez-Baggethun, E., Martín-López, B., Verma, M., Armsworth, P., Christie, M., Cornelissen, H., Eppink, F., 2010. The economics of valuing ecosystem services and biodiversity. *TEEB—Ecological and Economic Foundation: Ecological and Economic Foundations*. P. Kumar. London, Earthscan.
- Pearce, D., 1998. Auditing the earth: the value of the world's ecosystem services and natural capital. *Environ.: Sci. Policy Sustainable Dev.* 40 (2), 23–28.
- Phaneuf, D.J., Smith, V.K., Palmquist, R.B., Pope, J.C., 2008. Integrating property value and local recreation models to value ecosystem services in urban watersheds. *Land Econ.* 84 (3), 361–381.
- Pimm, S.L., 1997. The value of everything. *Nature* 387, 231–232.
- Potschin, M., Haines-Young, R., 2017. Linking people and nature: Socio-ecological systems. In: Burkhard, B., Maes, J. (Eds.), *Ecosystem Services Mapping*. Pensoft Publishers, Bulgaria, pp. 41–43.
- Roush, W., 1997. Putting a price tag on nature's bounty. *Science* 276 (5315), 1029–1029.
- Russell-Smith, J., Lindenmayer, D., Kubiszewski, I., Green, P., Costanza, R., Campbell, A., 2015. Moving beyond evidence-free environmental policy. *Front. Ecol. Environ.* 13 (8), 441–448.
- Ryffel, A.N., Rid, W., Grêt-Regamey, A., 2014. Land use trade-offs for flood protection: A choice experiment with visualizations. *Ecosyst. Serv.* 10, 111–123.
- Sandbrook, C.G., Burgess, N.D., 2015. Biodiversity and ecosystem services: not all positive. *Ecosyst. Serv.* 12, 29.
- Sattler, C., Matzdorf, B., 2013. PES in a nutshell: from definitions and origins to PES in practice—Approaches, design process and innovative aspects. *Ecosyst. Serv.* 6, 2–11.
- Schmidt, S., Manceur, A.M., Seppelt, R., 2016. Uncertainty of monetary valued ecosystem services – value transfer functions for global mapping. *PLoS ONE* 11 (3), 1–22.
- Schwartz, J.D., 2010. Should we put a dollar value on nature?. *Time magazine*. Time Inc..
- Shapiro, J., Báldi, A., 2014. Accurate accounting: how to balance ecosystem services and disservices. *Ecosyst. Serv.* 7, 201–202.
- Stevens, W.K., 1997. *How Much Is Nature Worth? For You, \$33 Trillion*. The New York Times.
- Sutton, P.C., Anderson, S.J., 2016. Holistic valuation of urban ecosystem services in New York City's Central Park. *Ecosyst. Serv.* 19, 87–91.
- TEEB, 2008. *The Economics of Ecosystem & Biodiversity: An Interim Report*. A Banson Production, Cambridge, UK.
- TEEB, 2010. *Mainstreaming the Economics of Nature: A Synthesis of the Approach, Conclusions and Recommendations of TEEB*. Earthscan, London and Washington.
- Tengberg, A., Fredholm, S., Eliasson, I., Knez, I., Saltzman, K., Wetterberg, O., 2012. Cultural ecosystem services provided by landscapes: Assessment of heritage values and identity. *Ecosyst. Serv.* 2, 14–26.
- Thompson, S.C.G., Barton, M.A., 1994. Ecocentric and anthropocentric attitudes toward the environment. *J. Environ. Psychol.* 14 (2), 149–157.
- Trucost, 2013. *Natural Capital at Risk: The Top 100 Externalities of Business*. Trucost, London.
- Turner, K.G., Anderson, S., Gonzales-Chang, M., Costanza, R., Courville, S., Dalgaard, T., Dominati, E., Kubiszewski, I., Ogilvy, S., Porfiri, L., Ratna, N., Sandhu, H., Sutton, P.C., Svenning, J.-C., Turner, G.M., Varennes, Y.-D., Voinov, A., Wratten, S., 2016. A review of methods, data, and models to assess changes in the value of ecosystem services from land degradation and restoration. *Ecol. Model.* 319, 190–207.
- Turner, K.G., Odgaard, M.V., Bøcher, P.K., Dalgaard, T., Svenning, J.-C., 2014. Bundling ecosystem services in Denmark: trade-offs and synergies in a cultural landscape. *Landscape Urban Planning* 125, 89–104.
- UK National Ecosystem Assessment, 2011. *The UK National Ecosystem Assessment: Synthesis of the Key Findings*. UNEP-WCMC, Cambridge.
- US Environmental Protection Agency, 2015. *National Ecosystem Services Classification System (NESCS): Framework Design and Policy Application*. US Environmental Protection Agency, Washington, DC.
- Walsh, B., 2011. *Paying for Nature*. Time Magazine. Time Inc..
- Westman, W.E., 1977. How much are nature's services worth? *Science* 197 (4307), 960–964.
- Wilson, M.A., Carpenter, S.R., 1999. Economic valuation of freshwater ecosystem services in the United States: 1971–1997. *Ecol. Appl.* 9 (3), 772–783.
- Xie, G.D., Zhen, L., Lu, C.X., Xiao, Y., Chen, C., 2008. Expert knowledge based valuation method of ecosystem services in China. *J. Nat. Resour.* 23, 911–919.
- Zimmer, C., 1998. The value of the free lunch. *Discover*, 104–105.