

$$r_2 - r_1 = d \sin \theta$$

$$(r_N - r_{N-1}) =$$

[fenda simples
fenda dupla
rede de fendas]

$$\vec{E}_0(r_1) = \vec{E}_0(r_2) = \vec{E}_0(r_N) = \boxed{\vec{E}_0(r)}$$

$$\vec{k} \cdot \vec{r} = kr$$

$$\boxed{E_0(r)}$$

E_T no anteparo

$$E = \underbrace{E_0(r)}_{\text{oscilador 1}} e^{i(\vec{k} \cdot \vec{r}_1 - \omega t)} + \underbrace{E_0(r)} e^{i(\vec{k} \cdot \vec{r}_2 - \omega t)} + \dots + \underbrace{E_0(r)} e^{i(\vec{k} \cdot \vec{r}_N - \omega t)}$$

amplitude das N fontes são aproximadamente iguais

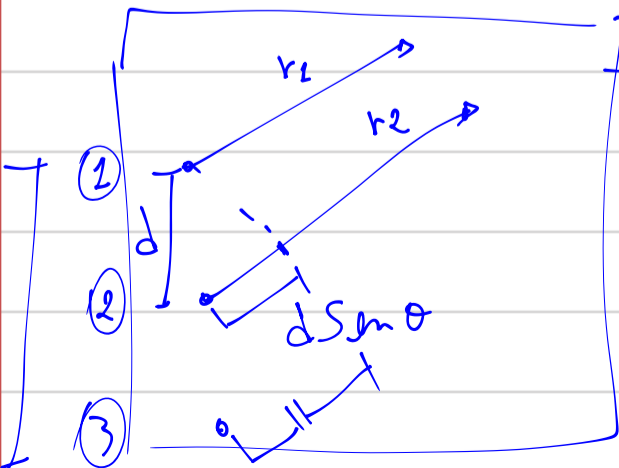
$$E = E_0(r) e^{-i\omega t} \cdot \left[e^{iKr_1} + e^{iKr_2} + \dots + e^{iKr_N} \right]$$

$$\left[1 + e^{iK(r_2-r_1)} + \dots + e^{iK(r_N-r_1)} \right]$$

$$\delta = K_0 \lambda$$

$$\lambda = m \cdot d \sin \theta$$

2d



$$\delta = K_0 m d \sin \theta = \frac{2\pi}{\lambda_0} d \sin \theta$$

$$\delta = \frac{2\pi}{\lambda} d \sin \theta = \frac{K d \sin \theta}{\lambda}$$

$$\delta_1 = K(r_2 - r_1) = \delta = Kd \sin \theta$$

$$\delta_2 = K(r_3 - r_1) = K(2d) \sin \theta = 2\delta$$

$$\delta_N = K(r_N - r_1) = K(Nd) \sin \theta = N\delta$$

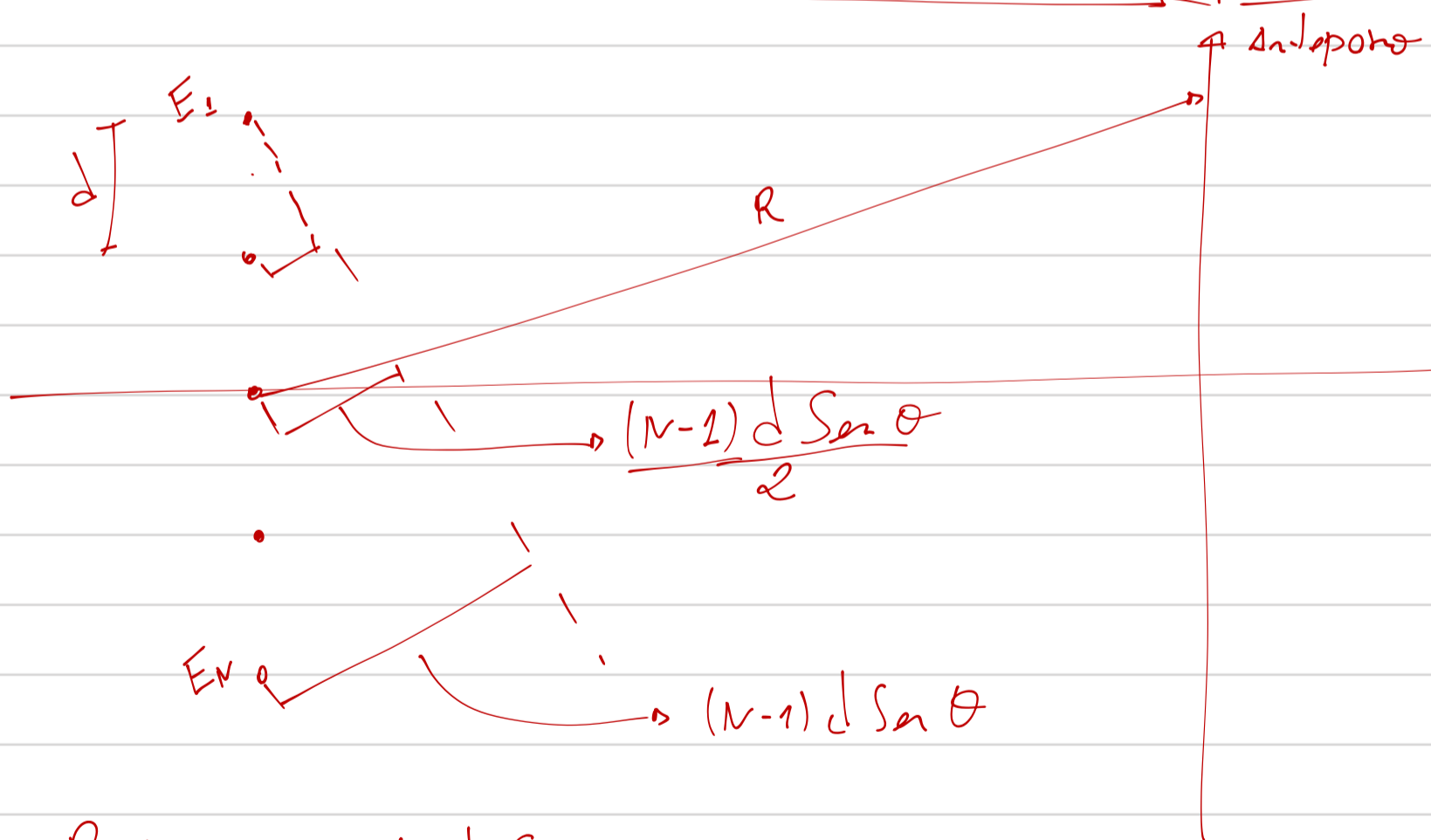
$$E = E_0(r) e^{-i\omega t} e^{iKr_2} [1 + e^{i\delta} + e^{i2\delta} + \dots + e^{iN\delta}]$$

$$1 + (e^{i\delta})^2 + (e^{i\delta})^2 + \dots + (e^{i\delta})^N = \left[\frac{e^{iN\delta} - 1}{e^{i\delta} - 1} \right]$$

$$\boxed{\sin a = \frac{e^{ia} - e^{-ia}}{2i}}$$

$$\left[e^{i\frac{\delta}{2}(N-1)} \right] \cdot \frac{\sin\left(\frac{N\delta}{2}\right)}{\sin\left(\frac{\delta}{2}\right)}$$

$$\boxed{E = E_0(r) e^{-i\omega t} e^{iKr_2} e^{i\frac{\delta}{2}(N-1)} \cdot \frac{\sin\left(\frac{N\delta}{2}\right)}{\sin\left(\frac{\delta}{2}\right)}}$$



$$R - r_1 = \frac{N-1}{2} d \sin \theta$$

$$\delta = Kd \sin \theta$$

$$R = \left(\frac{N-1}{2} \right) d \sin \theta + r_1$$

$$E = E_0(\omega) e^{-i\omega t} \cdot \underbrace{e^{ikr_1} e^{i \frac{Kd \sin \theta}{2} (N-1)}}_{e^{iK \left(r_1 + \frac{N-1}{2} d \sin \theta \right)}} \cdot \left[\frac{\text{Sen} \left(\frac{N\delta}{2} \right)}{\text{Sen} \left(\frac{\delta}{2} \right)} \right]$$

$$E = E_0(\omega) e^{i(KR - \omega t)} \cdot \frac{\text{Sen} \left(\frac{N\delta}{2} \right)}{\text{Sen} \left(\frac{\delta}{2} \right)}$$

$$I \propto \frac{|E|^2}{2}$$

$$I = I_0 \frac{\text{Sen}^2 \left(\frac{N\delta}{2} \right)}{\text{Sen}^2 \left(\frac{\delta}{2} \right)}$$

(perfil)
Intensidade no
eixo para
diferentes números de
fendas

Exemplo $N=2$ (fenda dupla, mas muito estreita)

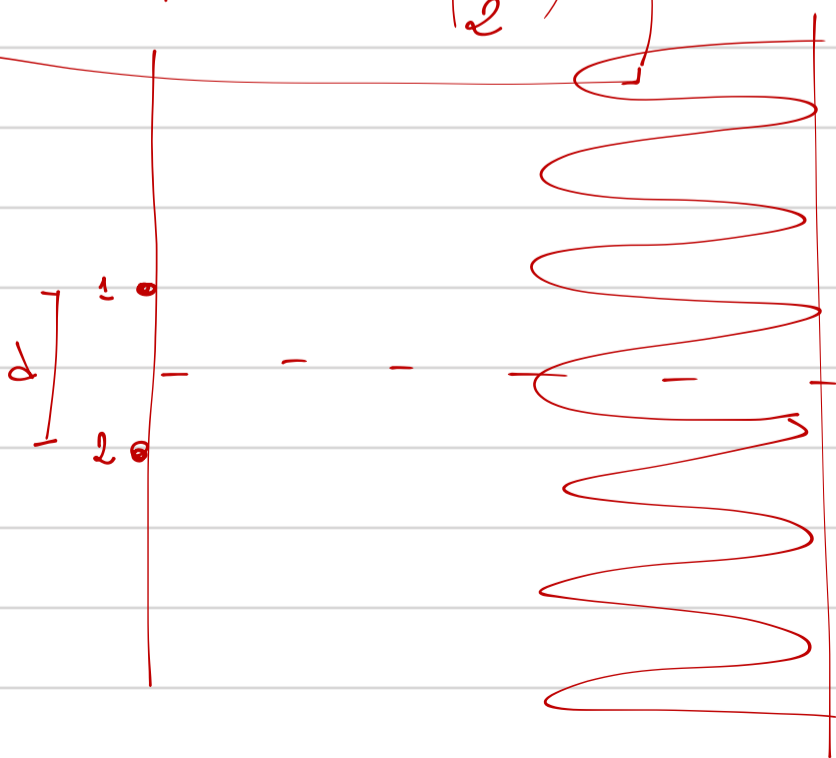
$$I = I_0 \frac{\text{Sen}^2 \left[2 \cdot \frac{\delta}{2} \right]}{\text{Sen}^2 \left(\frac{\delta}{2} \right)}$$

$$\text{Sen } 2x = 2 \text{ Sen } x \cdot \text{Cos } x$$

$$= \frac{\left[2 \cdot \text{Sen} \left(\frac{\delta}{2} \right) \cdot \text{Cos} \left(\frac{\delta}{2} \right) \right]^2}{\text{Sen}^2 \left(\frac{\delta}{2} \right)}$$

$$I = 4 I_0 \text{Cos}^2 \left(\frac{\delta}{2} \right)$$

$\delta = Kd \sin \theta$
 $d =$ separação entre as fendas



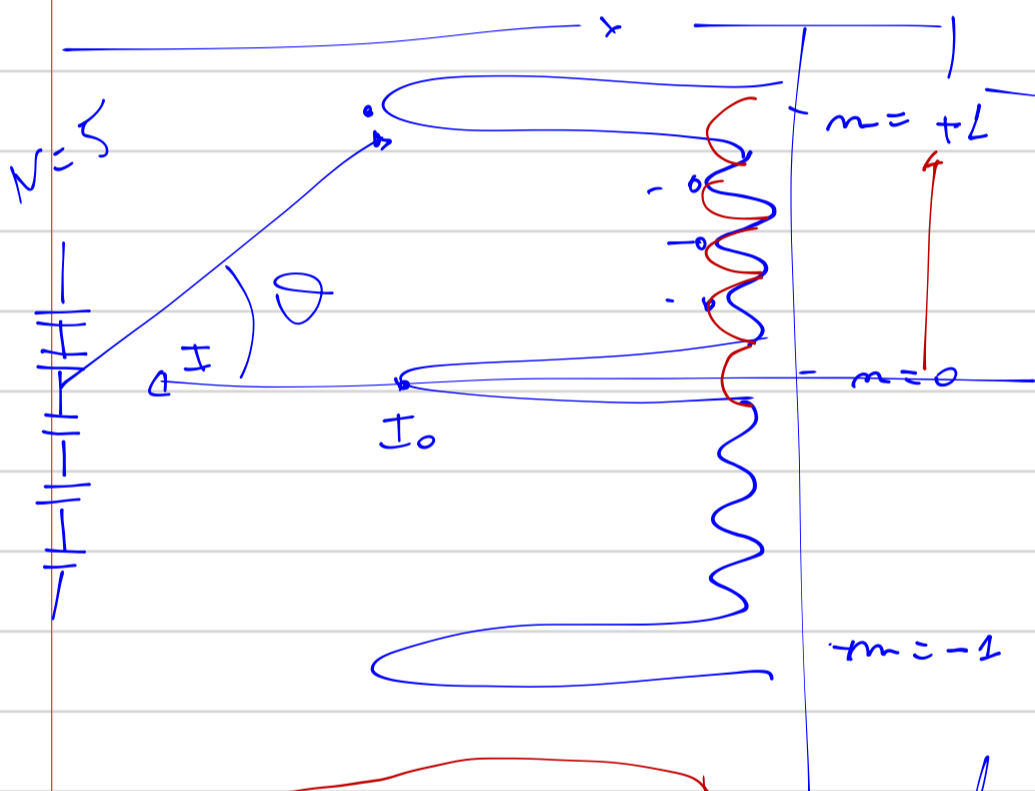
Exemplo: Rede de fendas de Difração

1.000 linhas/mm
 $d = 1 \mu\text{m}$
 $\lambda = 0,6 \mu\text{m}$
 $\phi = 2.000 \mu\text{m}$
 $N = 2.000$ fendas

$$I = I_0 \left[\frac{\text{Sen}^2(2000 \frac{\delta}{2})}{\text{Sen}^2(\frac{\delta}{2})} \right]$$

$$\delta = kd \text{Sen } \theta$$

$$(0 - 2\pi)$$



$$d \text{Sen } \theta = m \lambda$$

$$(N-2) = \text{MAX laticas} = 3$$

$$N = 3 + 2$$

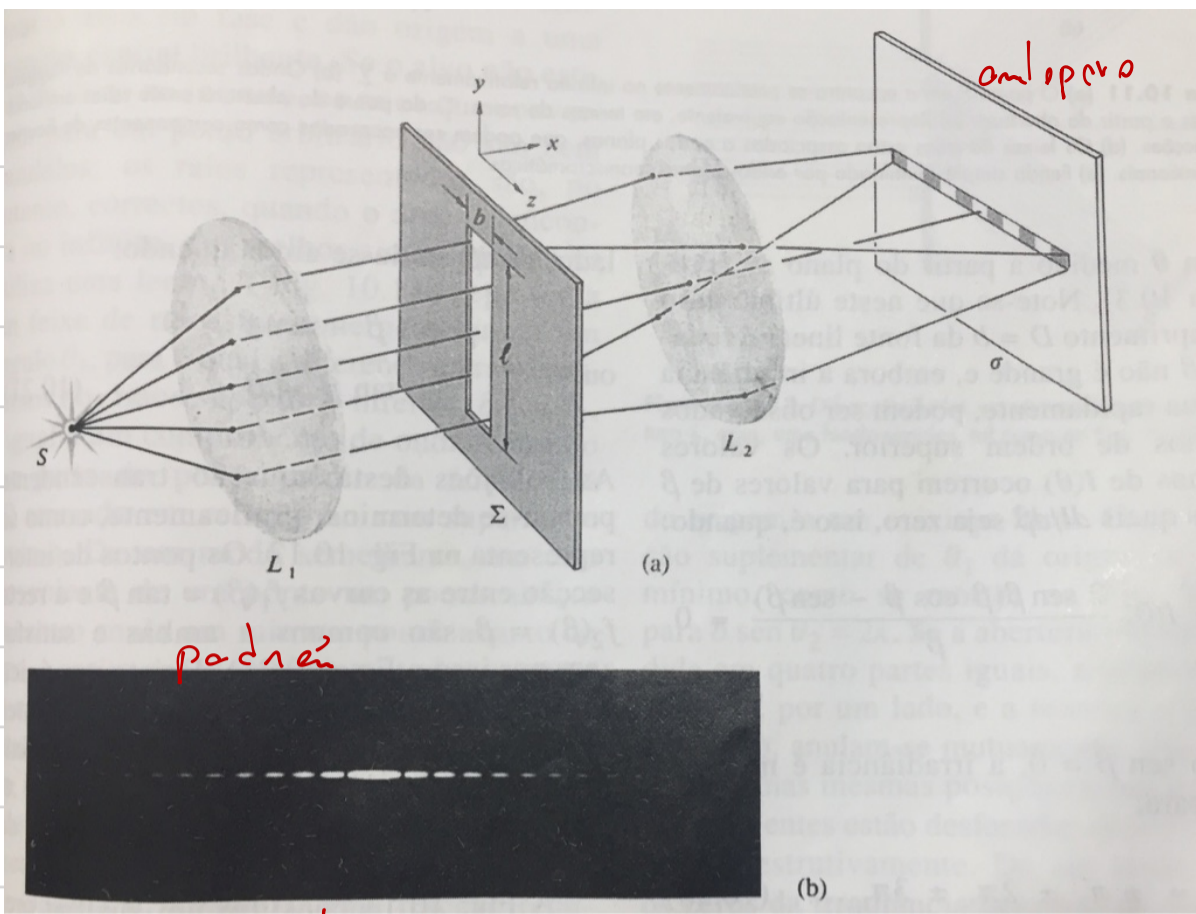
$$N = 5 \text{ fendas}$$

$$I = I_0 \frac{\text{Sen}^2(N \frac{\delta}{2})}{\text{Sen}^2(\frac{\delta}{2})} = 5 \text{ laticas}$$

0 - 2π 1 lado


$$\delta = kd \text{Sen } \theta$$

Para mm = fenda = penas

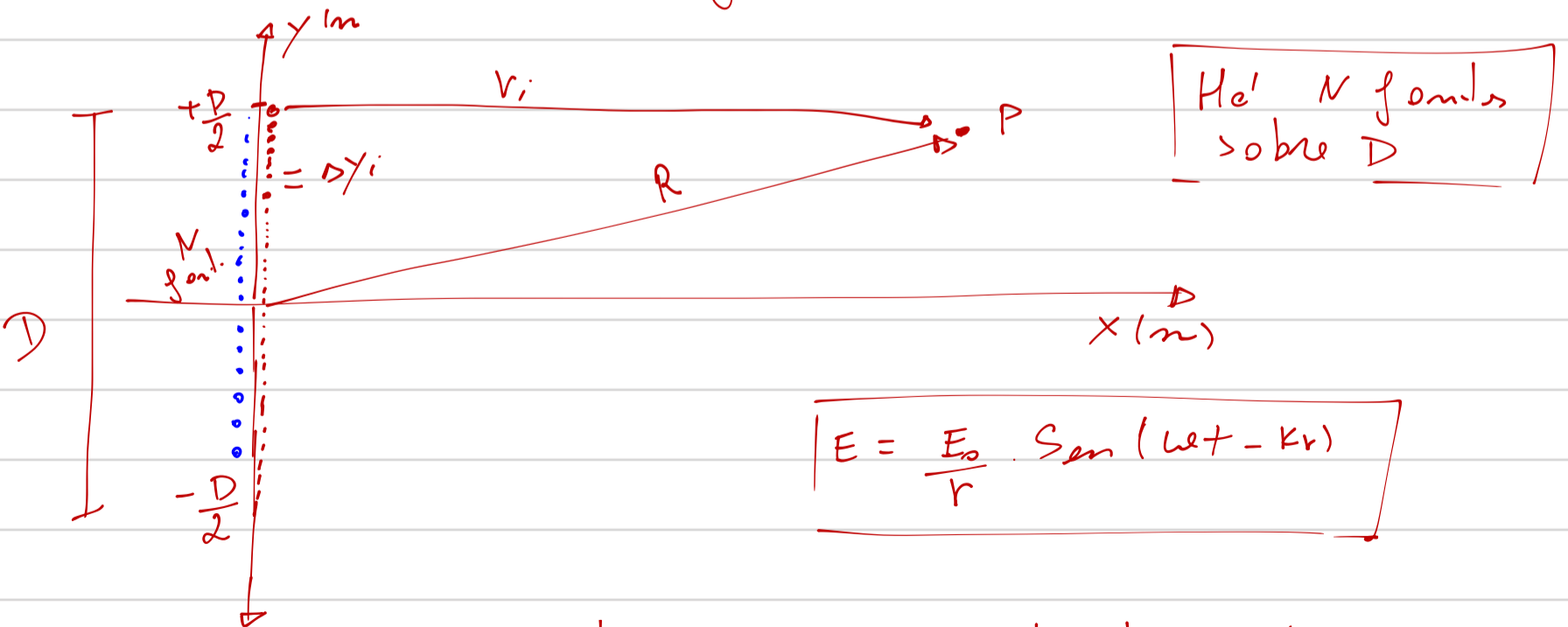


padrão

Visão Superior



Considere uma fonte linear de osciladores



He' N fontes sobre D

$E_i =$ de um segmento de fontes Δy_i

$$E_i = \frac{E_0}{r_i} \text{Sen}(\omega t - kr) \cdot \left[\Delta y_i \left(\frac{N}{D} \right) \right]$$

Exemplo $E_D = \left[\frac{E_0}{r_i} \text{Sen}(\omega t - kr) \right] \left[\frac{\phi \cdot N}{\phi} \right]$

Se somarmos sobre uma região de interesse

$E = \sum_{i=1}^m \text{pontos} \left(\frac{E_0 N}{D r_i} \text{Sen}(\omega t - kr) \right) dy_i$

$\rightarrow E_L =$ Intensidade do ponto por unidade de comprimento

$$E = \frac{E_L}{R} \int_{-D/2}^{+D/2} \text{Sen}(\omega t - kr) dy$$

Considere $r = R - y \text{Sen} \theta + \left(\frac{y^2}{2R} \right) \cos^2 \theta + \dots$

$$E = \frac{E_L}{R} \int_{-D/2}^{+D/2} \text{Sen}[\omega t - k(R - y \text{Sen} \theta)] dy$$

$$E = \frac{E_L D}{R} \frac{\text{Sen}[(kD/2) \text{Sen} \theta]}{(kD/2) \text{Sen} \theta} \cdot \text{Sen}(\omega t - kR)$$

$D =$ largura da fenda

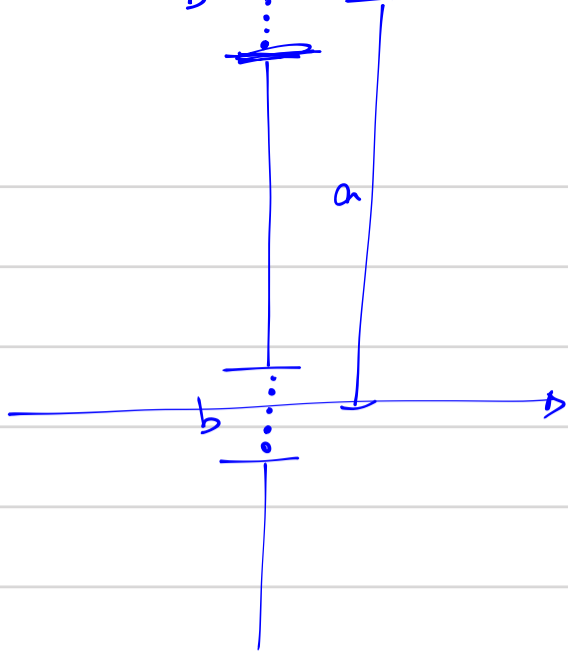
$$\beta = \left(\frac{kD}{2} \right) \text{Sen} \theta$$

$$I = \left(\frac{E_L D}{R} \right)^2 \frac{\text{Sen}^2 \beta}{\beta^2} \cdot \frac{1}{2}$$

\rightarrow Este é o perfil de fenda simples

Tarefa: Reduza a expressão de Intensidade no eixo principal para uma fenda dupla





$$\alpha = \frac{K a}{\lambda} \sin \theta$$

$$\beta = \frac{K b}{\lambda} \sin \theta$$

$$I = 4 I_0 \omega^2 \alpha \cdot \frac{\sin^2 \beta}{\beta}$$

$$I \rightarrow E = \int_{-b/2}^{b/2} [\quad] dy + \int_{-\frac{b}{2}+a}^{+\frac{b}{2}+a} [\quad] dy$$

